


# ACHIEVING THE GOALS –2009

The Performance of Commonwealth  
Countries in Achieving the Millennium  
Development Goals in Education and  
the Dakar Education for All Goals

**Steve Packer and Carlos Aggio**




Commonwealth Secretariat

# ACHIEVING THE GOALS –2009

The Performance of Commonwealth  
Countries in Achieving the Millennium  
Development Goals in Education and  
the Dakar Education for All Goals

**Steve Packer and Carlos Aggio**



Commonwealth Secretariat

---

Commonwealth Secretariat  
Marlborough House  
Pall Mall  
London SW1Y 5HX  
United Kingdom

© Commonwealth Secretariat 2010

All rights reserved. No part of this publication may be reproduced, stored in a retrieval system, or transmitted in any form or by any means, electronic or mechanical, including photocopying, recording or otherwise without the permission of the publisher.

Published by the Commonwealth Secretariat  
Designed by Michael Orton Designs  
Printed by The Charlesworth Group

Views and opinions expressed in this publication are the responsibility of the authors and should in no way be attributed to the institutions to which they affiliated or to the Commonwealth Secretariat.

Wherever possible, the Commonwealth Secretariat uses paper sourced from sustainable forests or from sources that minimise a destructive impact on the environment.

*Copies of this publication may be obtained from*

Publications Section  
Commonwealth Secretariat  
Marlborough House, Pall Mall  
London SW1Y 5HX  
United Kingdom

Tel: +44 (0)20 7747 6534  
Fax: +44 (0)20 7839 9081  
Email: [publications@commonwealth.int](mailto:publications@commonwealth.int)  
Web: [www.thecommonwealth.org/publications](http://www.thecommonwealth.org/publications)

*A catalogue record for this publication is available from the British Library.*

ISBN (paperback): 978-1-84929-012-8  
ISBN (e-book): 978-1-84859-060-1

## CONTENTS

<b>Acknowledgements</b>	<b>iv</b>
<b>Foreword</b>	<b>v</b>
<b>Abbreviations and Acronyms</b>	<b>vi</b>
<b>Introduction</b>	<b>1</b>
<b>Section A – A Performance Overview</b>	<b>3</b>
Recognising Diversity	3
Trends across the Commonwealth	5
Regional Trends	9
<b>Section B – A Country by Country Report</b>	<b>21</b>
Introduction	21
Technical Glossary	23
Asian Countries	27
Sub-Saharan African Countries	47
Caribbean Countries	85
North American and Western European Countries	113
Pacific Countries	123

## **ACKNOWLEDGEMENTS**

The authors of this report, Steve Packer and Carlos Aggio, wish to acknowledge the very considerable assistance provided by Albert Motivans and Said Belkachla from the UNESCO Institute for Statistics. Federico Cetrángolo and Tiziano Di Biase provided assistance in preparing graphs and tables.

## **FOREWORD**

This publication provides an account of progress made by Commonwealth countries on Education for All and the Millennium Development Goals in education. It combines a general statistical presentation to project the overall comparative status in performance, and a country by country scorecard approach to facilitate analysis and comparison. It therefore enables the reader to see both regional and national trends.

In relation to the achievement of universal primary education and gender parity in primary and secondary education, it shows a mixed picture in educational performance and achievement across and between countries. Over one third of the 40 Commonwealth countries for which data are available have primary net enrolment rates of over 95 per cent and over 90 per cent gross intake rates (GIR). For these countries universal primary education/universal primary completion (UPE/UPC) has been achieved if not necessarily sustained. However, there remain Commonwealth countries where both net enrolment rates and GIR indicate that 25 per cent of school age children are neither in primary or secondary education and that almost 75 per cent of the children who should be entering the final grade of primary school do not do so.

There is a continued high disparity against girls in a few countries at both primary and secondary level. In some Commonwealth countries, notably but not exclusively in the Caribbean, boys are disadvantaged at the secondary level. Thirteen countries have demonstrably achieved gender parity at both primary and secondary levels, though the number of countries in this group could be higher if data were available more widely.

The report will assist Commonwealth Ministries of Education, development partners and other key stakeholders in identifying countries and focus areas where more support and work is needed in the years up to and beyond 2015. Lack of up to date data for effective monitoring, evaluation, and evidence-based policy development remains a very big challenge in some Commonwealth countries. Where data is available there is a need to be aware that statistics may hide significant national or regional variations in resources, performance, and achievement.

A close to final version of this report was presented to Ministers of Education at their Kuala Lumpur conference in June 2009, where the theme was 'education beyond global goals and targets'. This corrected and amended version, now formally published, should help all those concerned with educational achievement in Commonwealth education to focus efforts to best effect.

### **Dr Indrajit Coomaraswamy**

Interim Director

Social Transformation Programmes Division

Commonwealth Secretariat

## **ABBREVIATIONS AND ACRONYMS**

<b>CCEM</b>	Conference of Commonwealth Education Ministers
<b>ECCE</b>	Early Childhood Care and Education
<b>EFA</b>	Education for All
<b>GIR</b>	Gross Intake Rate
<b>GNI</b>	Gross National Income
<b>GPI</b>	Gender Parity Index
<b>HDI</b>	Human Development Index
<b>MDG</b>	Millennium Development Goal
<b>NER</b>	Net Enrolment Ratio
<b>UIS</b>	UNESCO Institute for Statistics
<b>UN</b>	United Nations
<b>UNESCO</b>	United Nations Educational, Scientific and Cultural Organization
<b>UPC</b>	Universal Primary Completion
<b>UPE</b>	Universal Primary Education
<b>OECD</b>	Organisation for Economic Co-operation and Development

## INTRODUCTION

This report was commissioned by the Commonwealth Secretariat for the 17<sup>th</sup> Conference of Commonwealth Education Ministers (17CCEM) meeting in Kuala Lumpur, Malaysia from 15 to 19 June 2009.

It responds to the Communiqué of Commonwealth Ministers of Education at 16CCEM, in Cape Town, South Africa (2006) that the Commonwealth Secretariat should *provide regular reports of Commonwealth progress on achieving the Millennium Development Goals (MDGs) in education and Education for All goals.*

The report is also designed to assist the debate which lies at the heart of 17CCEM: *Education in the Commonwealth: towards and beyond global goals and targets.*

In 2006, the Commonwealth Secretariat issued a report for 16CCEM to provide an overview of basic education across the Commonwealth using data from 2004.<sup>1</sup> This report uses internationally quality assured data from the UNESCO Institute for Statistics (UIS) from 2007 or for the most recent year for which data are available.

The report is in two parts. **Section A** describes briefly the composition and the diversity of the Commonwealth before providing two short overviews on a) trends and significant advances in basic education across all of the countries of the Commonwealth and b) regional trends and patterns for Commonwealth Asia, Commonwealth Sub-Saharan Africa, the Commonwealth Caribbean and the Commonwealth Pacific.

**Section B** presents data for each Commonwealth country in graphical and diagrammatic form, contrasting wherever possible, the state of basic education in 1999 with the latest available statistics.<sup>2</sup> Particular attention is paid to pre-primary education, Universal Primary Education (UPE), progress towards higher levels of adult literacy, gender parity and equality and some proxy indicators of better quality in basic education.

Individual Commonwealth countries will in many cases have later national data sets than those presented in this report. But in order to ensure a measure of cross country comparability and quality assurance, international data sources are used except for a few clearly identified cases. This means that there is a time lag of at least two years and in some instances longer which is something of a constraint to international education sector policy debate. On the other hand, unless there have been dramatic changes in policy and practice in support of basic education – which do of course occur – the trends that are shown for the first five to seven years of the current decade are likely to be significant in interpreting the performance of education systems in Commonwealth countries in providing good quality basic education for all.

---

<sup>1</sup> Commonwealth Secretariat, 2006. *Achieving the Goals: The Performance of Commonwealth Countries in Achieving the Millennium Development Goals in Education and the Dakar Education for All Goals.* Prepared by Steve Packer and Carlos Aggio. London. Commonwealth Secretariat.

<sup>2</sup> Data has been analysed for 52 Commonwealth countries. Fiji has not been included. Rwanda was not a member at the time the report was prepared.





## SECTION A

# A PERFORMANCE OVERVIEW

### RECOGNISING DIVERSITY

Member countries of the Commonwealth are diverse across many dimensions of national life. **Table 1** captures three aspects of this diversity: size as measured by total population; wealth as measured by levels of income (GNI per capita); and one proxy measure of development, the Human Development Index (HDI). The table shows a broad spectrum of national situations. Twenty-six countries have a population of less than one million people. There is a spread across main income groups. And 17 Commonwealth countries have a high HDI, 24 are classified as falling into the medium HDI category, and eight countries have a low HDI (all in Sub-Saharan Africa).

Combining different indicators shows that 24 Commonwealth countries have a higher or upper middle income status and high or medium level HDI figures while 25 fall into the lower middle or low income categories with a medium or low HDI. Only six of the countries with a population of under one million people fall into the group of 25 and only four Sub-Saharan African countries lie within the group of 24.

Using these three criteria alone there is clearly a diversity of situations in which national governments are working to enable all of their citizens to benefit from good quality basic education. Providing education for 33,000 primary school aged children across the 84 islands of Vanuatu is a different challenge from serving the needs of an estimated 22 million school age children in Nigeria's 36 states. Serving a population where close to 75% of the population lives on less than US\$2 a day in Sierra Leone is dramatically different from Canada where GNI per capita is over US\$32,500. And countries with long established high rates of literacy across their populations (Cyprus over 96%; Singapore 92.5%; Trinidad 98%) should be better placed to address issues of coverage and quality at all levels of education than states where literacy (Mozambique 44%, Malawi 72%) and other indicators of human development remain low.

This diversity of circumstance means that different Commonwealth countries have different educational priorities. For example, in some countries the MDG education goals are no longer a primary objective. While all countries will continue to debate how to improve the quality of primary and lower secondary education, many Commonwealth states – as the main body of this report demonstrates – have achieved the quantitative aspects of the UPE and gender parity goals. Indeed nearly 20 years ago in 1990 25% of Commonwealth countries had net enrolment rates at the primary level of 95% or higher and 15 countries had a gender parity below 1.0. And, of course, some Commonwealth countries achieved UPE a good many years before 1990.

On the other hand, the EFA goals which take a broader view of basic education, beyond primary education alone, remain of direct relevance to all Commonwealth countries with their emphasis on the learning needs of all ages with special reference to those who are most disadvantaged. Caring for the educational needs of young children is a major policy issue in the United Kingdom just as it is the island states of the Pacific. Enabling young people and out of work adults to learn new skills has taken on even greater urgency in times of recession and growing unemployment. Recognising the enormous economic and social deficits that result from the lack of basic literacy is a common Commonwealth challenge even if the scale of the problem varies hugely.

It follows that interpreting the track record of Commonwealth countries in achieving their national educational objectives and meeting their international commitments should take close account of this diversity of circumstance and need.

TABLE 1 **Countries of the Commonwealth: Total Population and Levels of Income per capita and Human Development.**

Levels of Income GNI per capita	HDI	High HDI 0.800 and above	Medium HDI 0.500-0.799	Low HDI Below 0.500	Total
High Income >US\$11.456	Population <1m	The Bahamas, Barbados, Brunei Darussalam, Cyprus, Malta			5
	1m – 4.99m	Singapore, New Zealand, Trinidad and Tobago			3
	5m – 29.99m	Australia			1
	30m – 99.99m	Canada, United Kingdom			2
	100m+				
		11			
Middle Income (Upper) \$3.706-\$11.455	Population <1m	Antigua and Barbuda, St Kitts and Nevis, St Lucia, Seychelles	Belize, Dominica, Grenada, St Vincent and the Grenadines		8
	1m – 4.99m	Mauritius	Botswana, Jamaica		3
	5m – 29.99m	Malaysia			1
	30m – 99.99m		South Africa		1
	100m+				
		6	7		
Middle Income (Lower) US\$936-\$3.705	Population <1m		Guyana, Maldives, Samoa, Tonga, Vanuatu		5
	1m – 4.99m		Namibia, Swaziland	Lesotho	3
	5m – 29.99m		Cameroon, Sri Lanka	Mozambique	3
	30m – 99.99m				
	100m+		India		1
			10	2	
Low Income <US\$935	Population <1m		Solomon Islands		1
	1m – 4.99m			The Gambia	1
	5m – 29.99m		Ghana, Papua New Guinea	Malawi, Sierra Leone, Uganda, Zambia	6
	30m – 99.99m		Kenya, Tanzania		2
	100m+		Bangladesh, Pakistan	Nigeria	3
			7	6	
<b>Total</b>		<b>17</b>	<b>24</b>	<b>8</b>	<b>49</b>

NOTES: Kiribati has no HDI ranking. It is a lower middle income country with a population of <1m.

Nauru and Tuvalu have no HDI or income ranking. Each has a population of <1m.

SOURCES: Population: UN Population Division (2006 data). HDI : UNDP 2008 HDI Update. Income Rankings: World Bank 2007.

## TRENDS ACROSS THE COMMONWEALTH

Drawing on the country level data presented in **Section B** of this report it is possible to identify Commonwealth countries that have sustained high levels of achievement on individual MDG/EFA indicators and/or have made significant progress since the beginning of the new Millennium.

### Early Childhood Care and Education (ECCE)

**EFA Goal 1** Expanding and improving comprehensive early childhood care and education, especially for the most vulnerable and disadvantaged children.

It is widely acknowledged that ECCE programmes help to offset social and economic disadvantage and to establish the foundations for life. Health, nutrition, hygiene and early learning opportunities all play their part. Pre-primary education is just one of a range of ECCE interventions.

**Table 2** using gross enrolment rates in pre-primary education shows that of 44 countries for which data are available, 17 Commonwealth countries (all in the Caribbean and the Pacific) have achieved over 75% coverage at the pre-primary level, although this figure is counterbalanced by an almost equal number with a GER below 50% (18 countries – predominantly in Sub-Saharan Africa). Although very great care should be taken with the trend data, it appears that over 20 countries have experienced an upward trend in enrolment ratios since 1999, including countries starting with a low enrolment rate. On the other hand there is some evidence of countries witnessing declining levels although in some instances this may reflect changes in the classification of pre-primary education (e.g. in the United Kingdom).

TABLE 2 **Pre-primary education: gross enrolment ratio in 44 Commonwealth countries**

GER in Pre-primary Education (2007 or most recent year)	GER data unavailable for 1999	Recent Trend (1999- 2007 or most recent year)		Total
		Negative	Positive	
Above 75%	<b>Australia</b> , Saint Vincent and the Grenadines	Dominica (-3), Grenada (-13), Guyana (-37), Malta (-6), <b>Saint Kitts and Nevis (-12)</b>	Barbados (17), Cyprus (19), Jamaica (14), Maldives (31), Mauritius (3), Nauru (32), New Zealand (7), <b>Seychelles (0)</b> , Trinidad and Tobago (27), <b>Tuvalu (25)</b>	<b>17</b>
	2	5	10	
Between 50% and 75%	Antigua and Barbuda, Kiribati	Pakistan (-11), Saint Lucia (-2), United Kingdom (-5)	Brunei Darussalam (0), Canada (4), Ghana (21), Malaysia (4)	<b>9</b>
	2	3	4	
Below 50%	Botswana, Nigeria, Swaziland, U.R. of Tanzania, Vanuatu	Bangladesh (-7), Lesotho (-3), Samoa (-5), Tonga (-7), Uganda (-1)	Belize (8), Cameroon (10), India (22), Kenya (5), Namibia (1), Sierra Leone (1), South Africa (22), The Gambia (4)	<b>18</b>
	5	5	8	
<b>Total</b>	<b>9</b>	<b>13</b>	<b>22</b>	<b>44</b>

NOTES: Countries in bold have a GER above 100%. The figures in brackets correspond to the percentage point change between 1999 and 2007 or most recent year.

SOURCE: UNESCO Institute for Statistics, December 2008 release

## Universal Primary Education/Completion

**EFA Goal 2** Ensuring that by 2015 all children, particularly girls, children in difficult circumstances and those belonging to ethnic minorities, have access to, and complete, free and compulsory primary education of good quality.

**MDG Goal 2** Achieve UPE - **Target 3** Ensure that, by 2015, children everywhere, boys and girls alike, will be able to complete a full course of primary schooling.

These goals and targets (EFA and MDG) have received the most constant attention internationally over the last decade. Their measurement is not easy. High and sustained net enrolment is commonly used as a major indicator but it can hide significant variations within and across individual countries while there is no clear resolution on how to measure completion in the absence of authoritative data which captures both completion of the primary cycle and mastery of the primary curriculum. So the use of Adjusted Net Enrolment Rates (NER) set along side the Gross Intake Rate (GIR) to the last grade in primary school should be treated with some caution.<sup>3</sup>

Over one third of the 40 Commonwealth countries for which data are available have recent primary net enrolment rates of over 95% and over 90% GIR rates. For these countries – albeit facing issues of how to improve the quality of education – UPE/UPC has been achieved. At the other end of the scale there are still Commonwealth countries (including states that are not represented in **Table 3** because of the lack of data: e.g. Nigeria) where both NER and GIR show that 25% of school age children are neither in primary nor secondary education and that less than 75% of the children who should be entering the final grade of primary school do so. In these countries the UPE/UPC goals remain highly relevant. There are also instances of countries with high or improving NERs that have lower percentage figures for children entering the last grade of primary (e.g. India and Jamaica).

TABLE 3 **Adjusted primary NER and GIR to the Final Grade of Primary in 43 Commonwealth countries**

		Gross Intake Ratio to Last Grade (%)					Total
		Unavailable for 2007 or most recent year	Below 75%	Between 75% and 89,9%	Between 90% and 94,9%	Above 95%	
Adjusted Net Enrolment Ratio (%) (2007 or most recent year)	Above 95%	Australia, New Zealand, United Kingdom		Zambia	Barbados, Mauritius	Belize, Brunei Darussalam, Cyprus, Malaysia, Maldives, St Lucia, Seychelles, Sri Lanka, Tonga, U. R. of Tanzania	16
		3	0	1	2	10	
	Between 90% and 94,9%	St Vincent & the Grenadines		India, Jamaica	South Africa	Malta, The Bahamas, St Kitts and Nevis, Samoa	8
		1	0	2	1	4	
	Between 75% and 89,9%	Vanuatu	Bangladesh, The Gambia, Malawi, Mozambique, Swaziland	Grenada, Namibia, Trinidad & Tobago	Botswana, Kenya	Dominica	12
		1	5	3	2	1	
	Below 75%	Nauru, Nigeria, Solomon Islands	Pakistan, Ghana	Lesotho		Antigua & Barbuda	7
		3	2	1	0	1	
<b>Total</b>		<b>8</b>	<b>7</b>	<b>7</b>	<b>5</b>	<b>16</b>	<b>43</b>

SOURCE: UNESCO Institute for Statistics, December 2008 release

**3** See the Glossary at the beginning of Section B for an explanation of these indicators

## Literacy

**EFA Goal 4** Achieving a 50 per cent improvement in levels of adult literacy by 2015, especially for women, and equitable access to basic and continuing education for all adults.

Worldwide it is estimated that 780 million adults lack basic literacy skills although many observers believe this figure to be a significant underestimate given major and largely unresolved issues about how to measure literacy. And while this total figure has come down somewhat in the past decade, in large measure due to significant increases in levels of literacy in China, this EFA challenge remains daunting. And it is a challenge from which high income countries cannot be excluded.

**Table 4** sets the percentage of adults projected to be without basic literacy skills in 2015 against the estimated rate which is required to meet the EFA goal of a 50% improvement in levels of literacy (using a year 2000 baseline or the closest year to 2000 for which data are available). The table is split into two. Countries in the bottom half have a poor chance on current rates of progress of getting close to the EFA goal. But countries in the top half of the table have a much better chance of achieving or getting close to the 2015 indicator. Only 29 Commonwealth countries have data to enable these calculations to be made. This low coverage is explained partly by the lack of international comparable literacy data for high income countries.

TABLE 4 **Percentage of adults (15-64 years) without basic literacy skills, projected rate by 2015 and EFA target rates**

	Country	Projected rate by 2015	EFA Target Rate*
Countries where the projected percentage of 15-64 year olds who will lack basic literacy skills in 2015 is no more than 2.5% above the percentage of the adult population lacking basic skills in 2015 that would represent a 50% improvement in relation to the 2000 (Dakar) baseline level.	Tonga	0.6	0.5
	Trinidad and Tobago	0.9	1.0
	Samoa	1.0	0.8
	Cyprus	1.2	0.6
	Maldives	2.5	1.8
	Brunei Darussalam	3.3	3.9
	Singapore	3.7	3.7
	Malta	5.3	6.1
	Malaysia	5.7	5.7
	Sri Lanka	6.8	4.7
	South Africa	8.9	7.7
	Mauritius	9.7	7.8
	Namibia	9.8	7.8
	Jamaica	10.7	9.6
	Swaziland	11.4	10.2
Botswana	12.6	10.7	
Vanuatu	16.2	14.1	
Countries where the projected percentage of 15-64 year olds who will lack basic literacy skills in 2015 is more than 2.5% above the percentage of the adult population lacking basic skills in 2015 that would represent a 50% improvement in relation to the 2000 (Dakar) baseline level.	Uganda	19.5	16.9
	Nigeria	20.9	17.3
	Malawi	21.3	16.8
	U. R. of Tanzania	25.6	15.9
	Zambia	27.6	15.8
	India	28.2	20.1
	Ghana	29.1	21.1
	Bangladesh	38.8	26.8
	Papua New Guinea	38.9	21.3
	Pakistan	41.6	26.9
	Mozambique	50.7	30.6
	Sierra Leone	52.5	34.3

NOTE: This tolerance of 2.5% between the projected and EFA target rate is to allow for measurement and estimations error in international statistics series. It does not imply a judgement about the acceptability of any particular level of literacy.

\* See Glossary (**Section B**) for more detailed definitions of the terms used in this table.

SOURCE: UNESCO Institute for Statistics, December 2008 release

## Gender Parity

**EFA Goal 5** Eliminating gender disparities in primary and secondary education by 2005, and achieving gender equality in education by 2015, with a focus on ensuring girls' full and equal access to and achievement in basic education of good quality.

**MDG Goal 3** Promote gender equality and empower women - **Target 1** Eliminate gender disparity in primary and secondary education, preferably by 2005, and in all levels of education no later than 2015.

Achieving gender parity in enrolments in primary and secondary schooling is one contribution to the much broader and more complex goal of gender equality.

**Table 5** shows some distinctive groupings. Eight countries have achieved gender parity at both primary and secondary levels. There is a significant block of countries (17) where gender parity at primary is followed by boys being at a disadvantage at the secondary level. There are seven countries where there is disparity to the disadvantage of girls at both levels. Again, caution is needed. These rates can change quite significantly over time either because of unreliable data or where there are imbalances in the population of boys and girls, for example, in India.

TABLE 5 **Gender Parity Indices (F/M) for access in primary and secondary education: 2007 or most recent year.**

		Gender Parity in Access to Secondary Education in 2007 or most recent year				Total
		Achieved 1.03>GPI>0.97	Disparity is to the disadvantage of boys GPI>1.03	Disparity is to the disadvantage of girls GPI<0.97	No Data	
<b>Gender Parity in Access to Primary Education in 2007 or most recent year</b>	Achieved 1.03>GPI>0.97	Bangladesh, Barbados, Canada, Cyprus, Dominica, Grenada, Malta, United Kingdom	Bahamas, Belize, Botswana, Brunei Darussalam, Jamaica, Kiribati, Lesotho, Malaysia, Maldives, Mauritius, Namibia, Nauru, New Zealand, St Lucia, Samoa, Seychelles, Trinidad and Tobago	Australia, Ghana, Guyana,, Kenya, St Kitts and Nevis, Uganda, Zambia	Sri Lanka, Tuvalu, U. R. of Tanzania, Vanuatu	<b>36</b>
		8	17	7	4	
	Disparity is to the disadvantage of boys GPI>1.03			The Gambia, Malawi		
	0		2	0		
	Disparity is to the disadvantage of girls GPI<0.97	India, Swaziland	St Vincent and the Grenadines, South Africa, Tonga	Antigua and Barbuda, Cameroon, Mozambique, Nigeria, Pakistan, Sierra Leone, Solomon Islands	Papua New Guinea	<b>13</b>
		2	3	7	1	
<b>Total</b>		<b>10</b>	<b>20</b>	<b>16</b>	<b>5</b>	<b>51</b>

SOURCE: UNESCO Institute for Statistics, December 2008 release

## REGIONAL TRENDS

The country data in **Section B** are grouped by region. This section of the report brings together these data to show trends at a regional level for Asia, Sub-Saharan Africa, the Caribbean, and the Pacific.<sup>4</sup> Four indicators are analysed: Gross Enrolment Ratios in Pre-Primary Education; Adjusted Net Enrolment Rates in Primary Education; Adult Literacy levels, and Gender Parity in Enrolment for Primary and Secondary Education. A brief explanatory note accompanies each set of regional graphs and diagrams.

### Commonwealth Asia<sup>5</sup>

The eight countries of Commonwealth Asia are diverse in their economic and social circumstances. There are wide disparities in performance across the region.

**Figure 1 on ECCE** (with data for six countries), suggests that there has been significant progress in India, Maldives and Malaysia since 1999, but in Bangladesh, the gross enrolment for pre-primary education appears to have fallen to 10%.

**Figure 2 on UPE/UPC** (for seven countries) shows that universal access to primary education measured by adjusted net enrolment rates has been achieved in four countries (Malaysia Maldives, Sri Lanka and Brunei Darussalam),<sup>6</sup> while both India and Bangladesh have a relatively good chance of achieving the EFA goal based on recent enrolment trends. But in Pakistan, only just over 52% of school-aged children are enrolled in primary or secondary schools.

**Figure 3 on literacy** (for all eight Asian countries) suggests that Commonwealth Asia can be divided into two groups of countries. Five countries have high levels of literacy while the three large South Asian countries (Bangladesh, India and Pakistan) have significant literacy deficits in both percentage terms and in absolute numbers. The likelihood of these countries being able to improve their low levels of literacy in line with the Dakar objective is limited based on current trends.

**Figures 4 and 5 on gender parity** in access to primary and secondary education (for seven countries) shows that only Bangladesh is close to achieving parity at both levels. Brunei Darussalam, Malaysia, Maldives and Sri Lanka have achieved parity in primary education. India and Pakistan, despite the positive movement towards parity in primary education, both still register disparity to the disadvantage of girls at the secondary level.

---

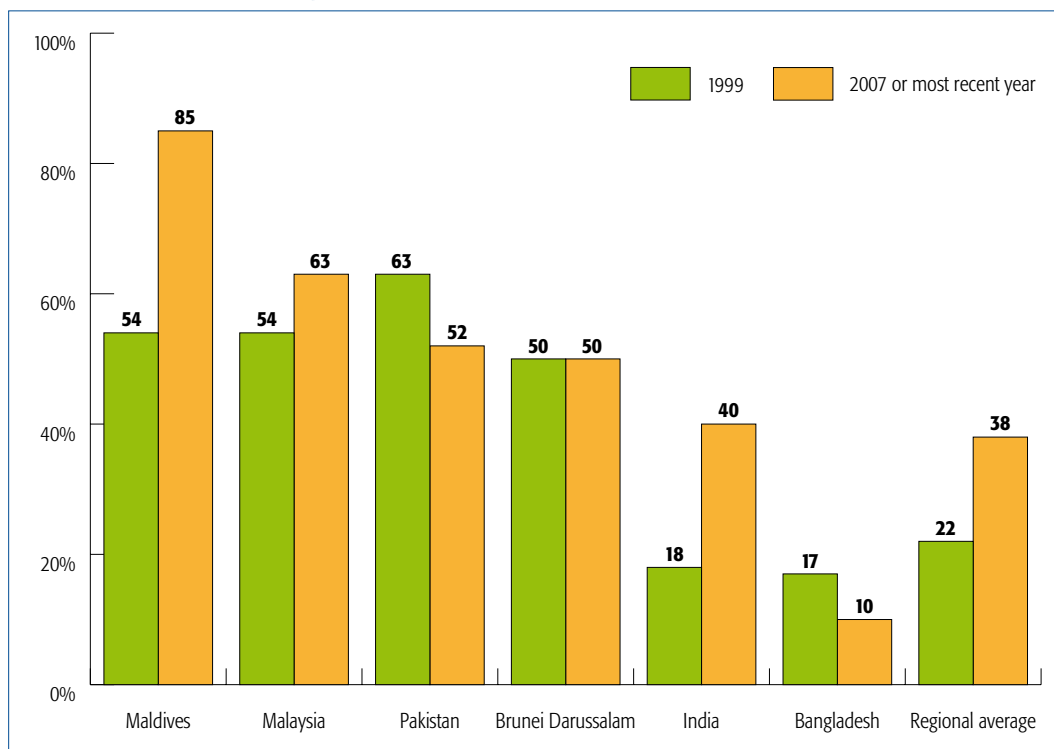
<sup>4</sup> Given the composition of the North America and Europe group (four countries) it is not appropriate to give data regionally.

<sup>5</sup> With the exception of literacy data it has not proved possible to include data on Singapore in these figures although it is known from national data in Singapore that achievement on most EFA indicators is high.

<sup>6</sup> Singapore is not represented but has sustained UPE/UPC for many years.

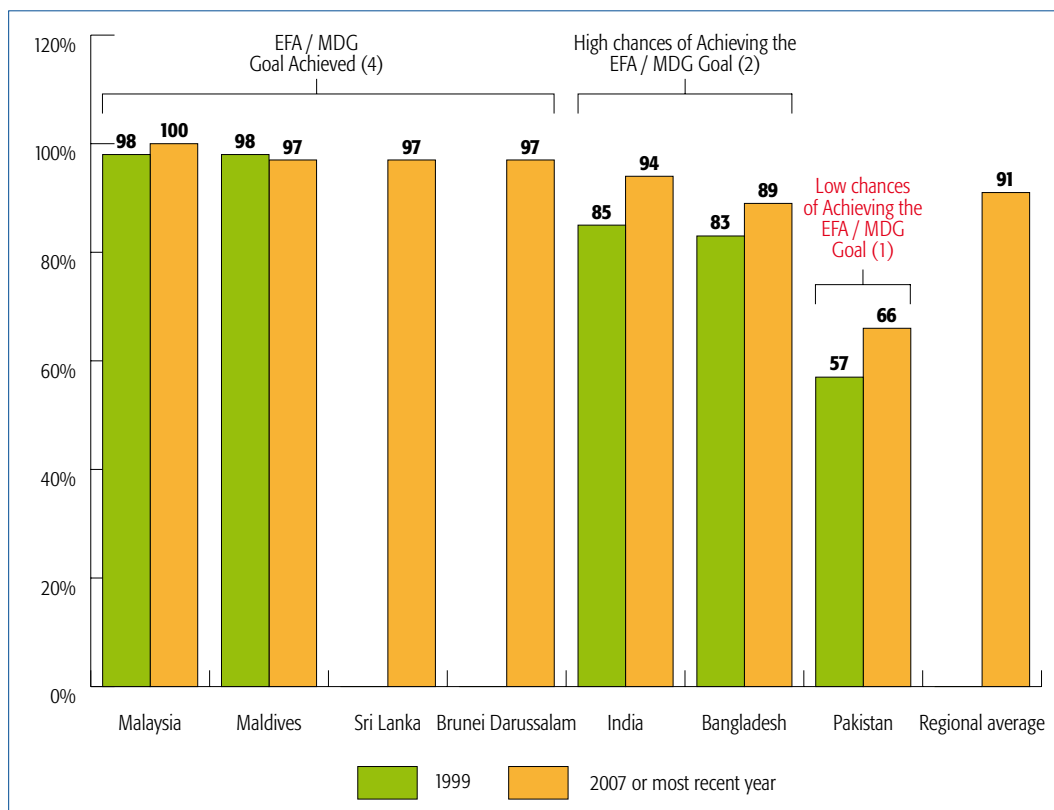


FIGURE 1 **GER in Pre Primary Education (%) in Commonwealth Asian Countries**



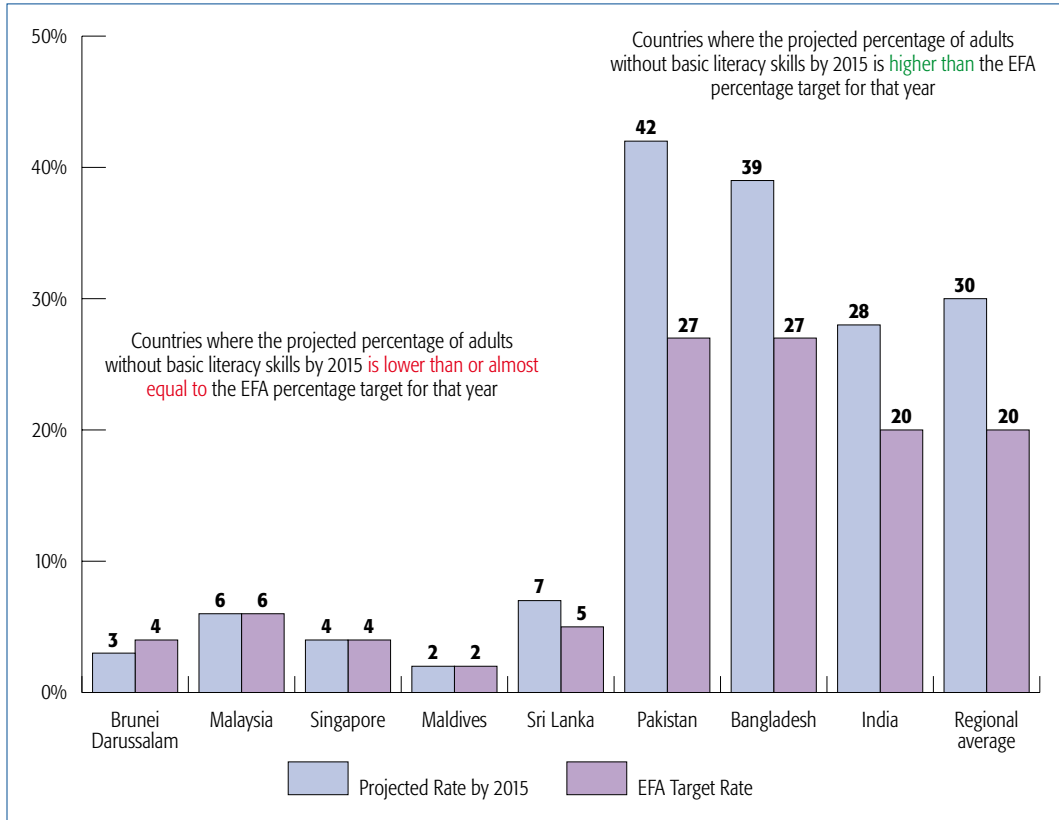
SOURCE: UNESCO Institute for Statistics, December 2008 release

FIGURE 2 **Adjusted Net Enrolment Rate in Primary Education (%) in Commonwealth Asian Countries**



SOURCE: UNESCO Institute for Statistics, December 2008 release

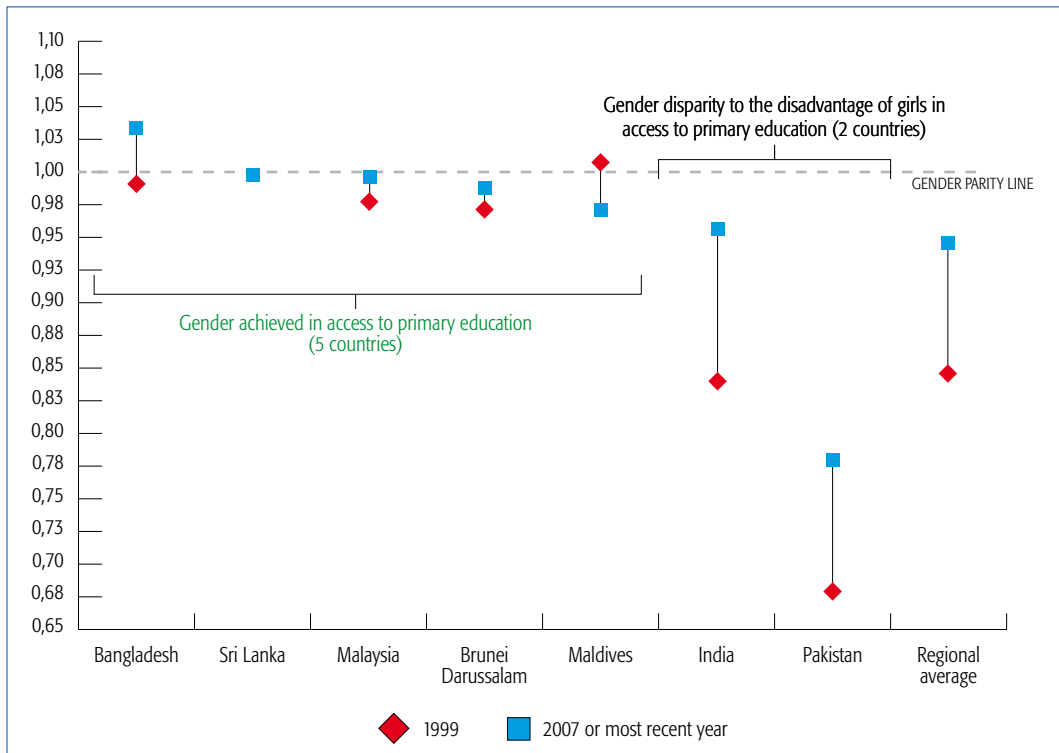
FIGURE 3 **Percentage of Adults (15-64 years) without Basic Literacy Skills in Commonwealth Asian Countries**



NOTES: See Glossary for definition of the EFA Target Rate

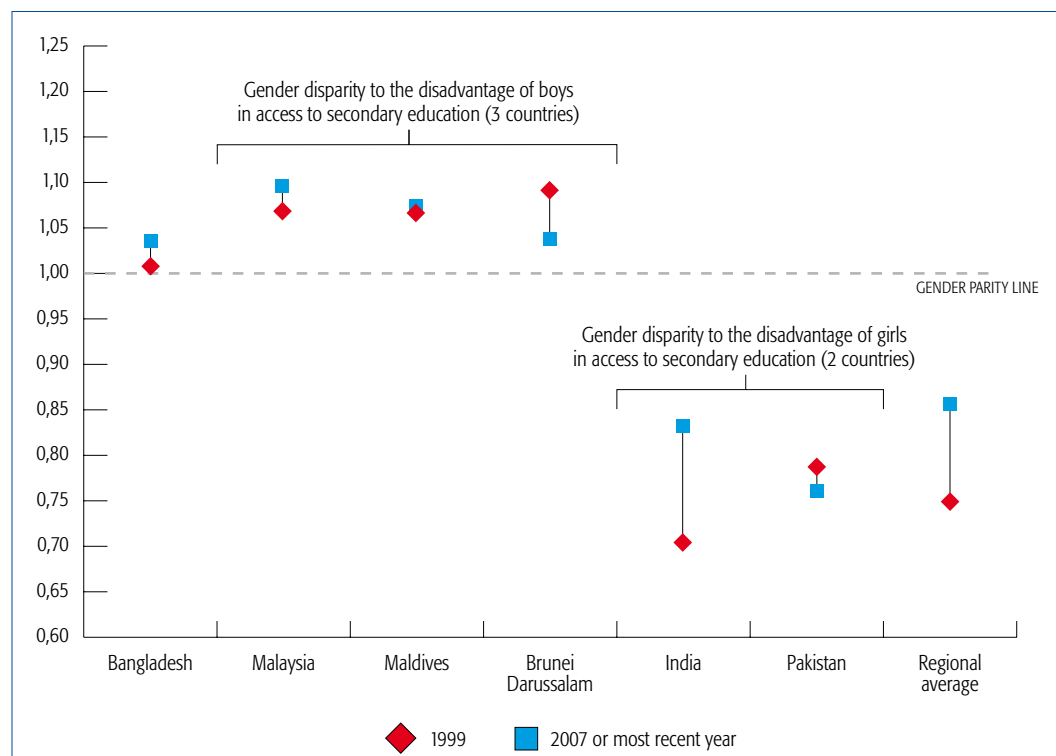
SOURCE: UNESCO Institute for Statistics, December 2008 release

FIGURE 4 **Gender Parity in Access to Primary Education (GPI F/M) in Commonwealth Asian Countries**



SOURCE: UNESCO Institute for Statistics, December 2008 release

FIGURE 5 **Gender Parity in Access to Secondary Education (GPI F/M) in Commonwealth Asian Countries**



SOURCE: UNESCO Institute for Statistics, December 2008 release

### Commonwealth Sub-Saharan Africa

Eighteen Commonwealth countries lie within or close to the shores of Sub-Saharan Africa. With notable exceptions, it is the countries within this Commonwealth regional group which face the biggest challenges in progressing strongly towards the realisation of the EFA/MDG goals.

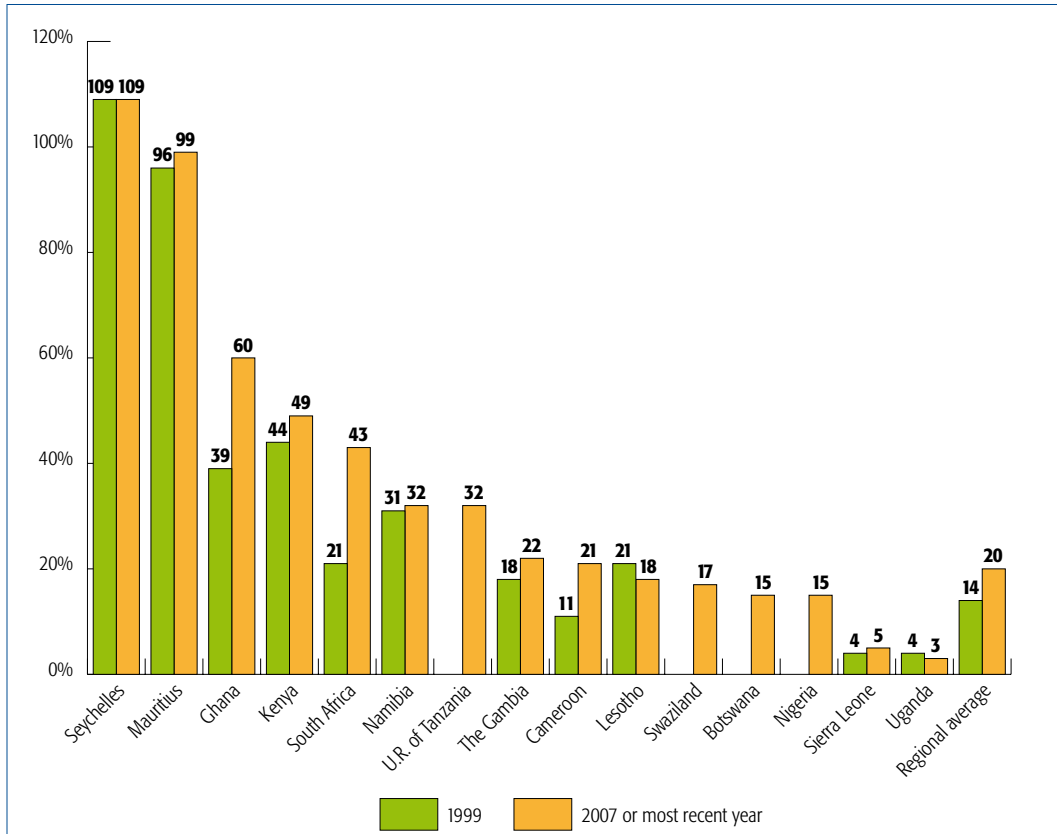
**Figure 6 on ECCE** (with data for 15 out of the 18 countries) shows that the majority of countries for which data are available register a GER in pre-primary education of below 30%. Only Seychelles and Mauritius record figures close to 100%. But every country shown in Figure 6 – except Lesotho and Uganda – have recorded increases in enrolment since 2000.

**Figure 7 on UPE/UPC** (for 15 countries) shows that universal access to primary education measured by adjusted net enrolment rates has currently been achieved in Seychelles and U.R. of Tanzania, while Botswana, Namibia, Mauritius and Zambia have increased their enrolments in recent years enhancing their chances of attaining the EFA/MDG goal. There are, however, six countries that have little chance of achieving UPE, in large measure because of their low levels of enrolment in the baseline year of 2000 (The Gambia, Ghana, Kenya, Lesotho, Nigeria and Swaziland).

**Figure 8 on literacy** (for 13 countries) shows six states with projected levels of people lacking basic literacy skills of below 20% in 2015, five of these (Mauritius, Namibia, South Africa, Swaziland and Uganda) with a relatively good chance of achieving EFA Goal 4. On current projections the remaining countries, with levels of illiteracy projected to lie between 21% and 53% in 2015 are likely to fall well below the Dakar EFA goal.

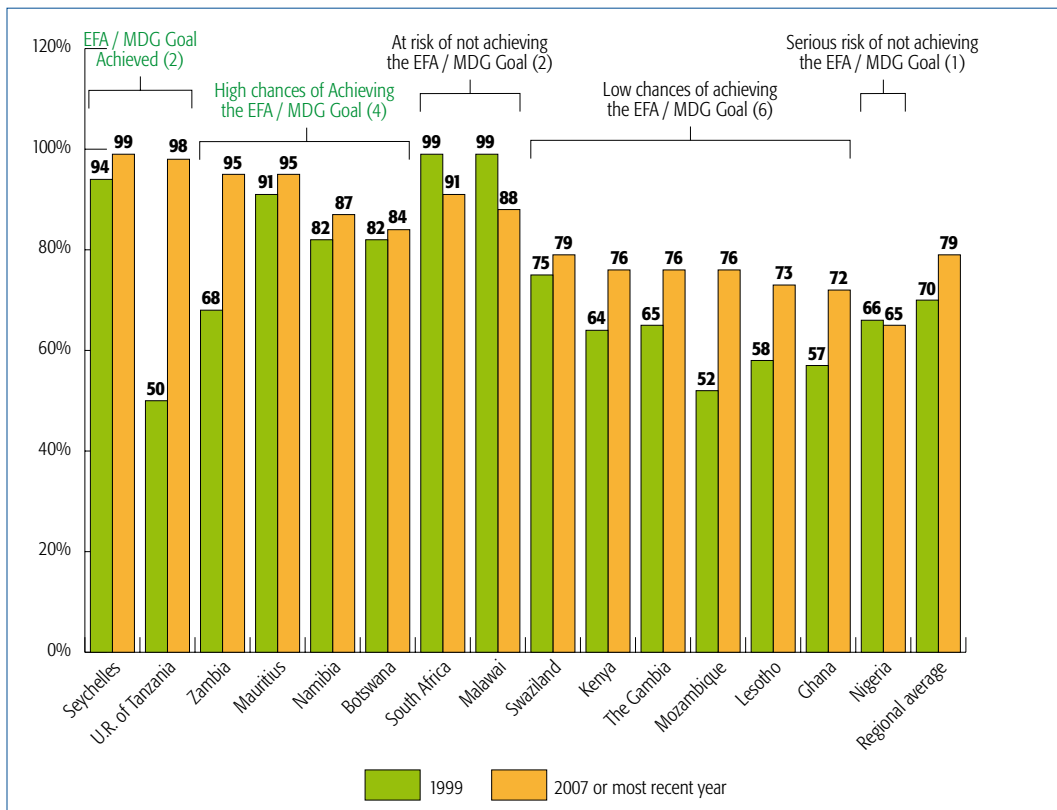
**Figures 9 and 10** (for all 18 countries) show that 10 Commonwealth Sub-Saharan countries have achieved gender parity in primary education. Apart from The Gambia and Malawi, the remaining countries register gender disparity to the disadvantage of girls. In contrast, there are no countries in Sub-Saharan Africa that have achieved gender parity in access to secondary education. In four countries (Kenya, Nigeria, Cameroon and Sierra Leone) this disadvantage has worsened since the turn of the century.

FIGURE 6 GER in Pre Primary Education (%) in Commonwealth Sub-Saharan Africa



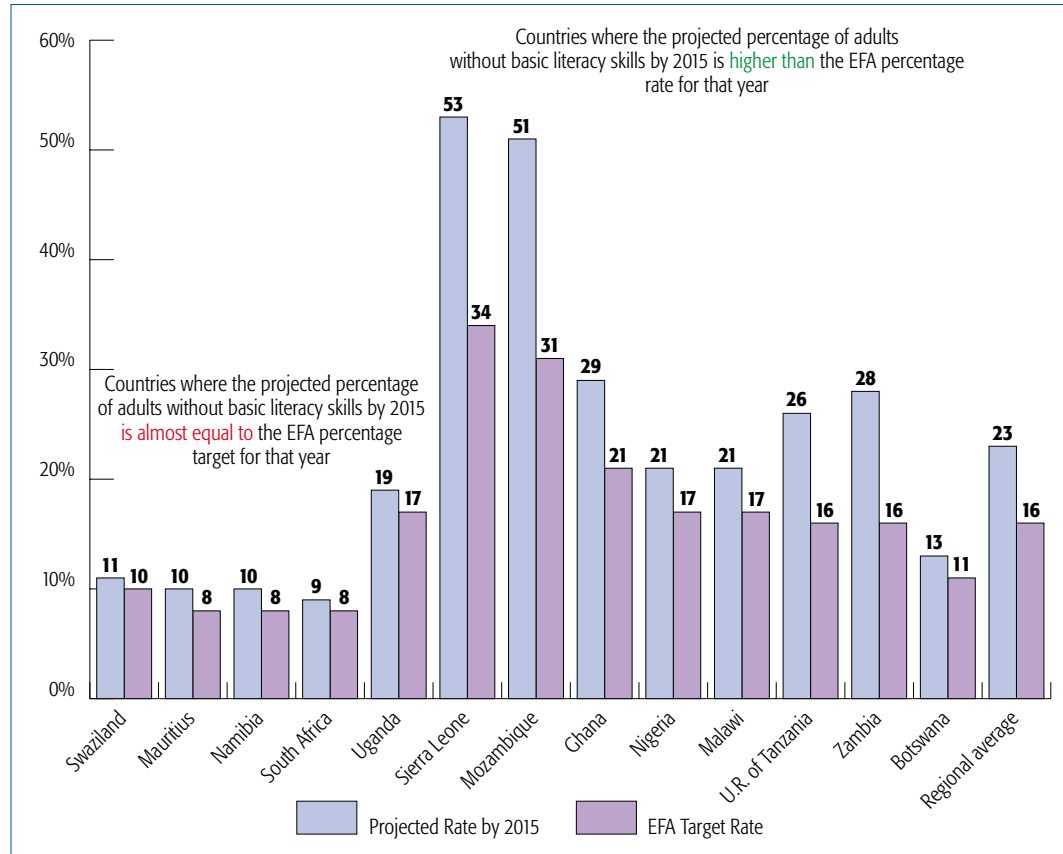
SOURCE: UNESCO Institute for Statistics, December 2008 release

FIGURE 7 Adjusted Net Enrolment Rate in Primary Education (%) in Commonwealth Sub-Saharan Africa



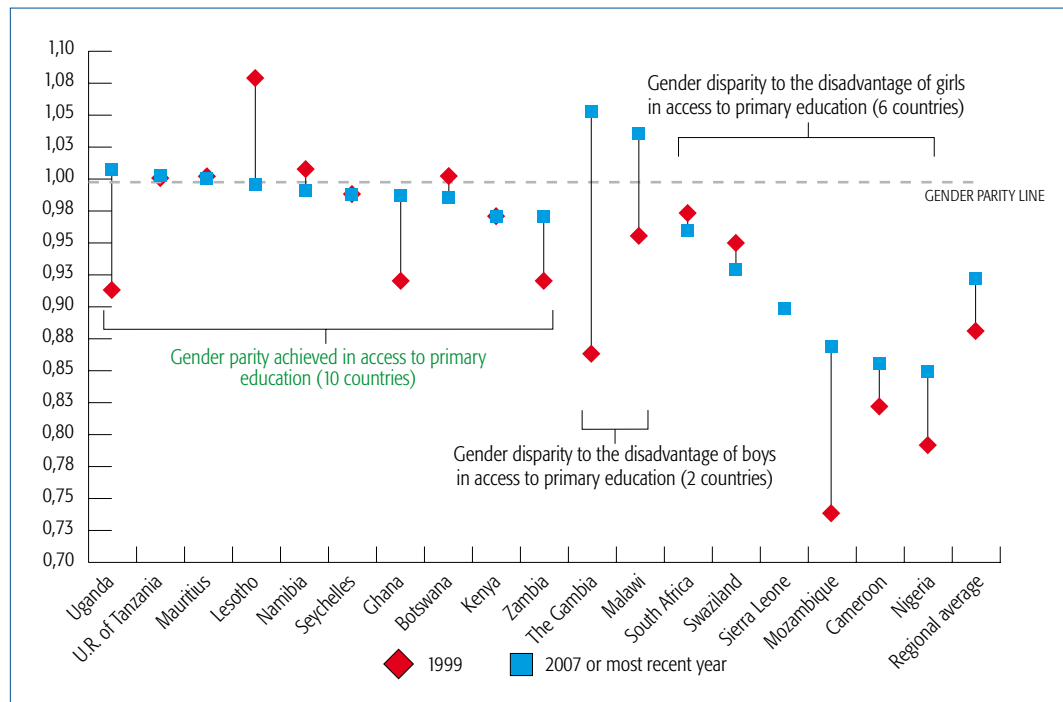
SOURCE: UNESCO Institute for Statistics, December 2008 release

FIGURE 8 **Percentage of Adults (15-64 years) without Basic Literacy Skills in Commonwealth Sub-Saharan Africa**



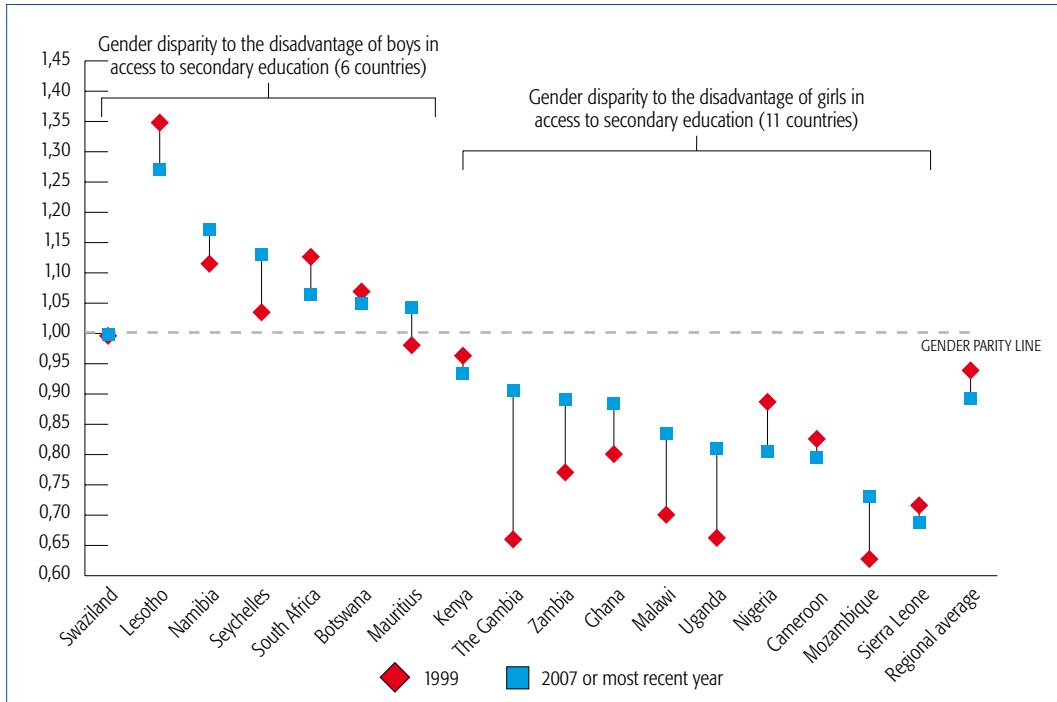
NOTES: See Glossary for definition of the EFA Target Rate.  
 In Swaziland, Mauritius, Namibia, South Africa and Uganda, the EFA Target Rate is just 1% or 2% higher than the projected rate.  
 SOURCE: UNESCO Institute for Statistics, December 2008 release

FIGURE 9 **Gender Parity in Access to Primary Education (GPI F/M) in Commonwealth Sub-Saharan Africa**



SOURCE: UNESCO Institute for Statistics, December 2008 release

FIGURE 10 **Gender Parity in Access to Secondary Education (GPI F/M) in Commonwealth Sub-Saharan Africa**



SOURCE: UNESCO Institute for Statistics, December 2008 release

### Commonwealth Caribbean

There are twelve full member countries of the Commonwealth in the Caribbean. Overall there has been progress across the board against major EFA indicators with notable advances on ECCE.

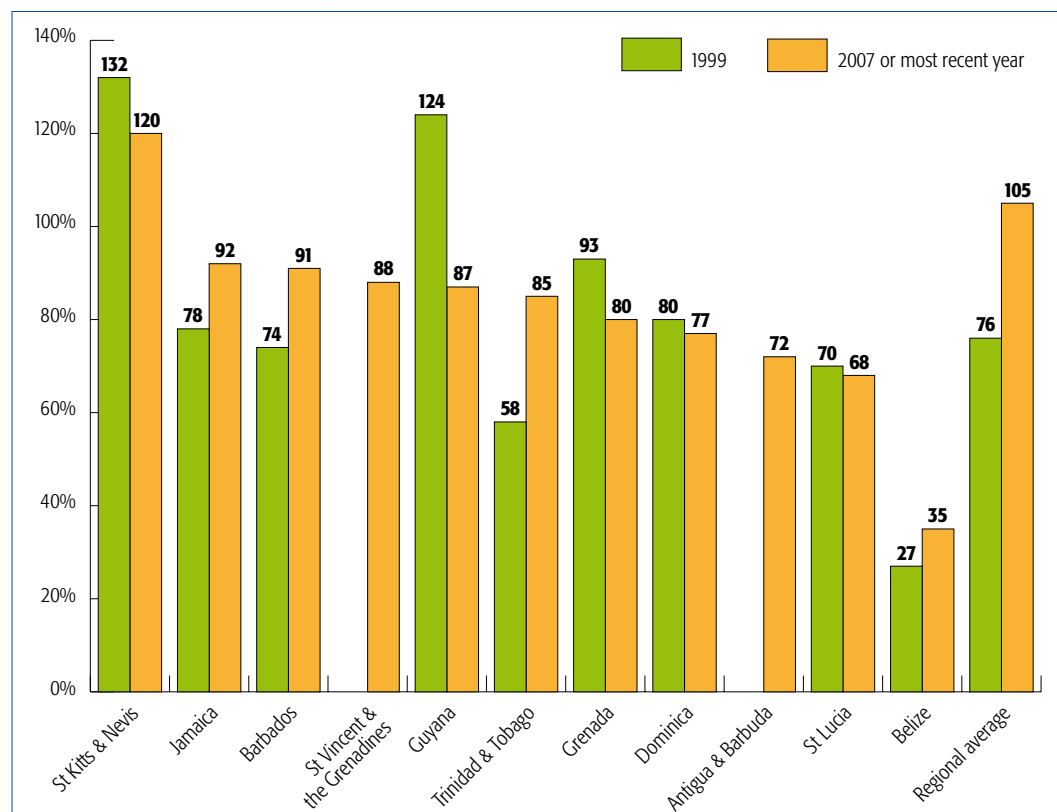
**Figure 11** on **ECCE** (with data for 11 countries) shows that the GER for the region as a whole is above 100%, Belize being the only country with a ratio below 60%.

**Figure 12** on **UPE/UPC** (for nine countries) shows that based on adjusted net enrolment rates the majority of Commonwealth Caribbean countries for which data are available have achieved UPE or have high chances to do so by 2015. But three countries (Dominica, Grenada and Trinidad and Tobago) have recorded declining rates of enrolment from figures above or close to 90% in 1999.

There is no figure for **literacy** given the paucity of data.

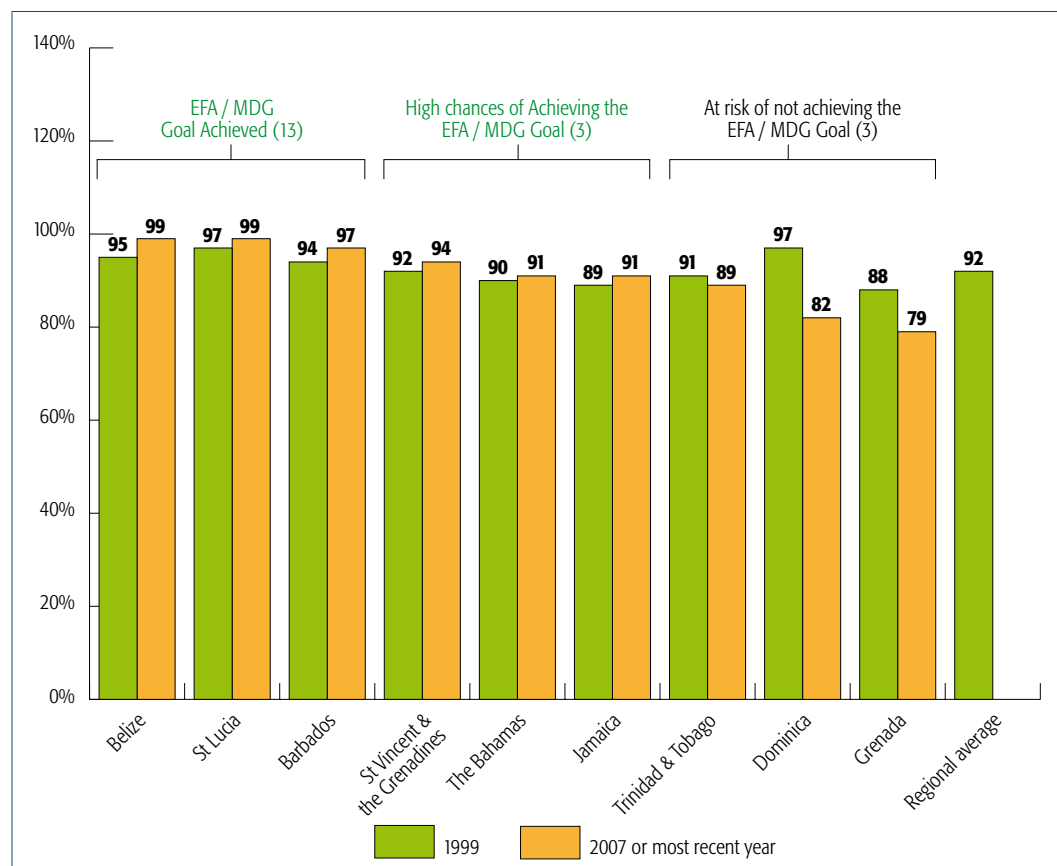
**Figures 13 and 14** (for all 12 countries) demonstrate that most Commonwealth Caribbean countries have achieved gender parity in access to primary education, which is to be expected in a region where UPE – at least quantitatively – has been achieved. In contrast, gender parity in access to secondary education remains a challenge in a number of countries where gender disparity is to the disadvantage of boys.

FIGURE 11 GER in Pre Primary Education (%) in Commonwealth Caribbean Countries



SOURCE: UNESCO Institute for Statistics, December 2008 release

FIGURE 12 Adjusted Net Enrolment Rate in Primary Education (%) in Commonwealth Caribbean Countries

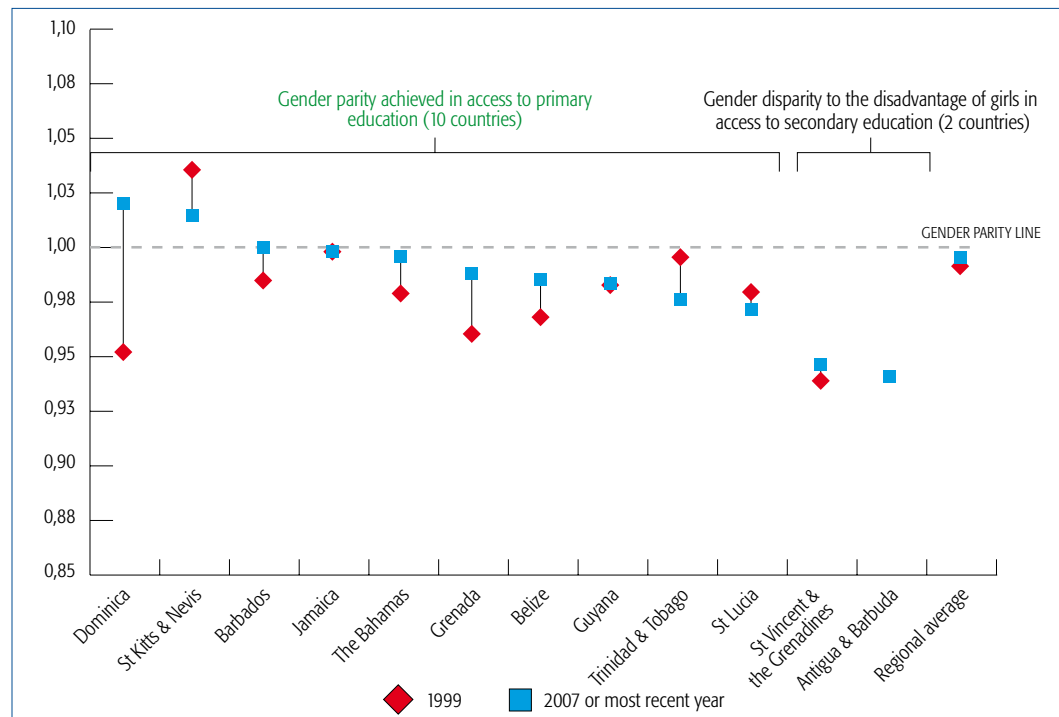


SOURCE: UNESCO Institute for Statistics, December 2008 release

**Percentage of adults (15-64 years) without basic literacy skills**

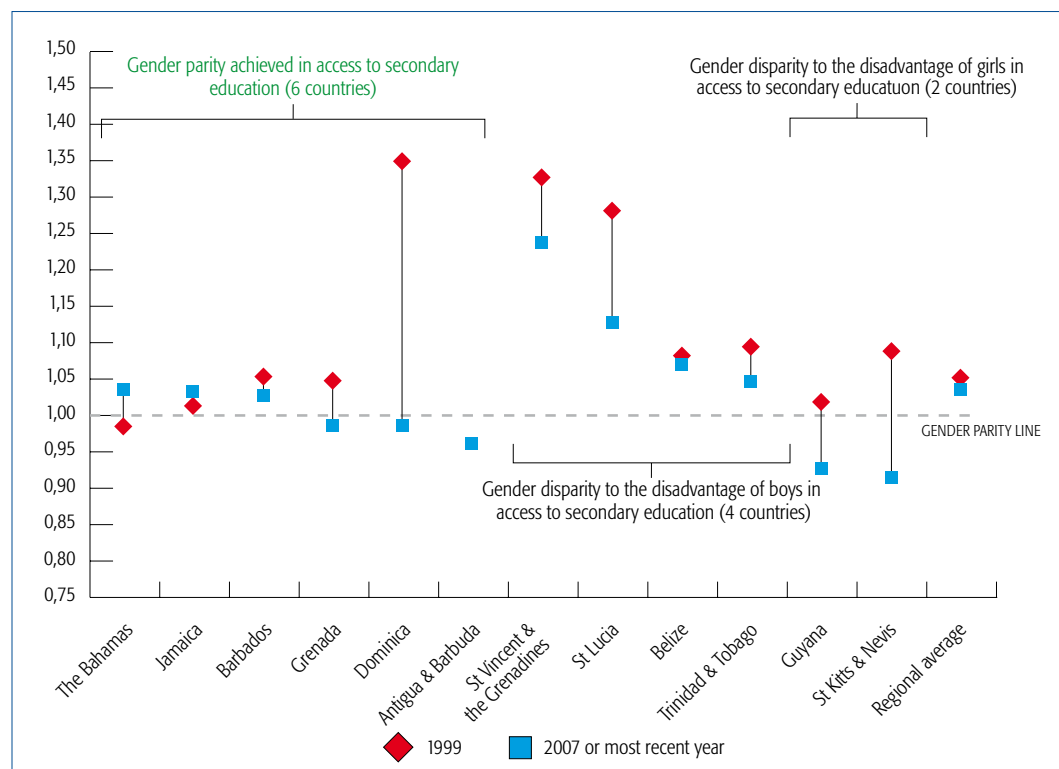
Data unavailable for most countries

**FIGURE 13 Gender Parity in Access to Primary Education (GPI F/M) in Commonwealth Caribbean Countries**



SOURCE: UNESCO Institute for Statistics, December 2008 release

**FIGURE 14 Gender Parity in Access to Secondary Education (GPI F/M) in Commonwealth Caribbean Countries**



SOURCE: UNESCO Institute for Statistics, December 2008 release



## Commonwealth Pacific

There are 10 full member countries in the Commonwealth Pacific. Two OECD countries (Australia and New Zealand) sit along side seven small states with populations less than one million and with Papua New Guinea.

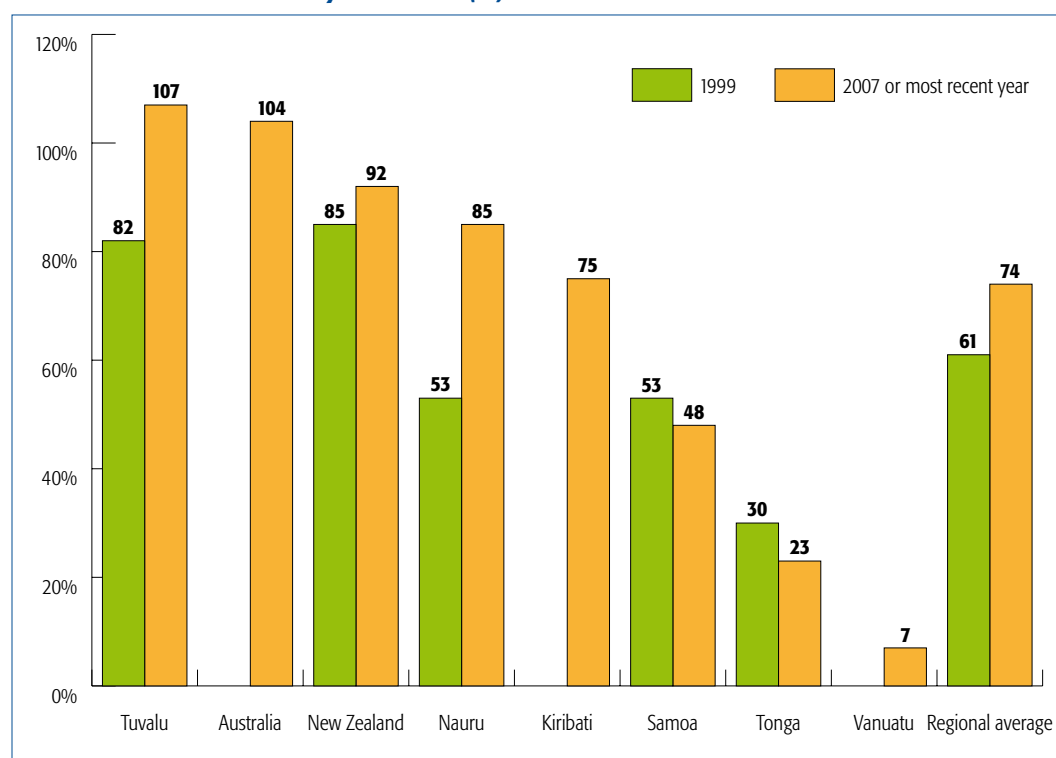
**Figure 15** on ECCE (for eight countries) shows Australia and New Zealand with Tuvalu, Nauru and Kiribati with gross enrolment rates above 75%. For the three remaining countries with data (Samoa, Tonga and Vanuatu), 50% or fewer children are enrolled in pre-primary education.

**Figure 16** on UPE/UPC (for just five countries) shows that universal access to primary education measured by adjusted net enrolment rates has been achieved in Australia, New Zealand and Tonga but figures for Samoa and Vanuatu appear to show falling enrolments.

There is no figure for literacy given the paucity of data.

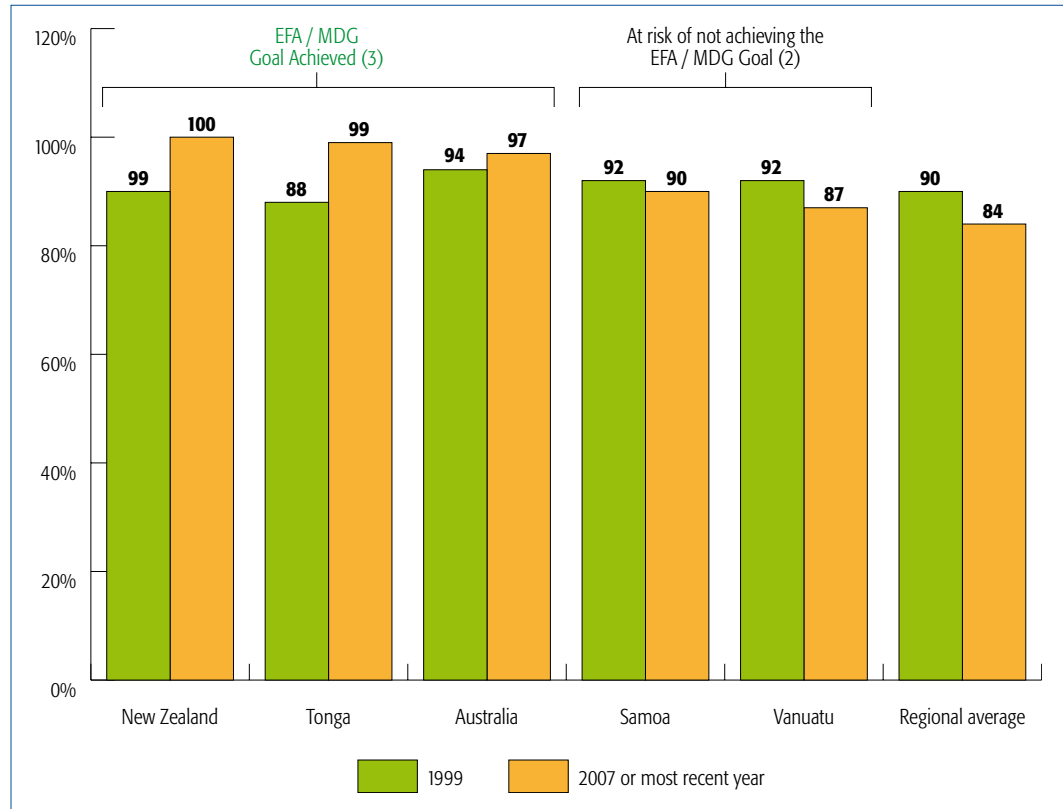
**Figures 17 and 18** (for all 10 countries) show that seven countries have achieved **gender parity** in access to primary education but none have yet achieved parity at the secondary level where significant gender disparities to the disadvantage of boys is apparent in three countries and to the clear disadvantage of girls in the Solomon Islands.

FIGURE 15 **GER in Pre Primary Education (%) in Commonwealth Pacific Countries**



SOURCE: UNESCO Institute for Statistics, December 2008 release

FIGURE 16 **Adjusted Net Enrolment Rate in Primary Education (%) in Commonwealth Pacific Countries**

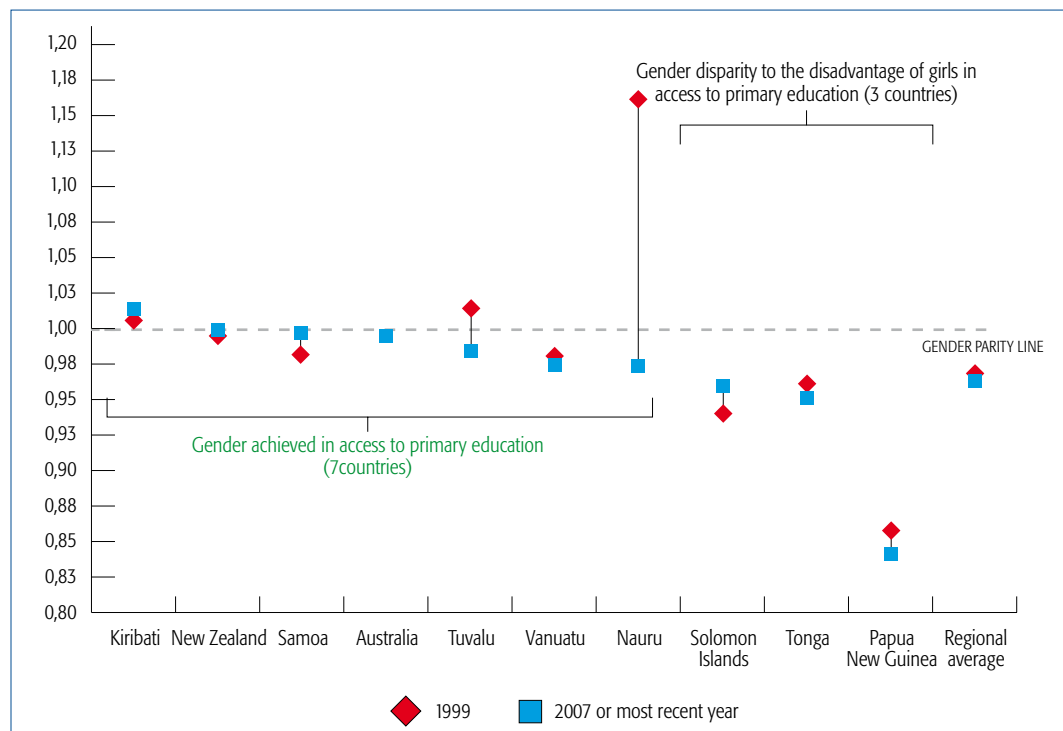


SOURCE: UNESCO Institute for Statistics, December 2008 release

**Percentage of adults (15-64 years) without basic literacy skills**

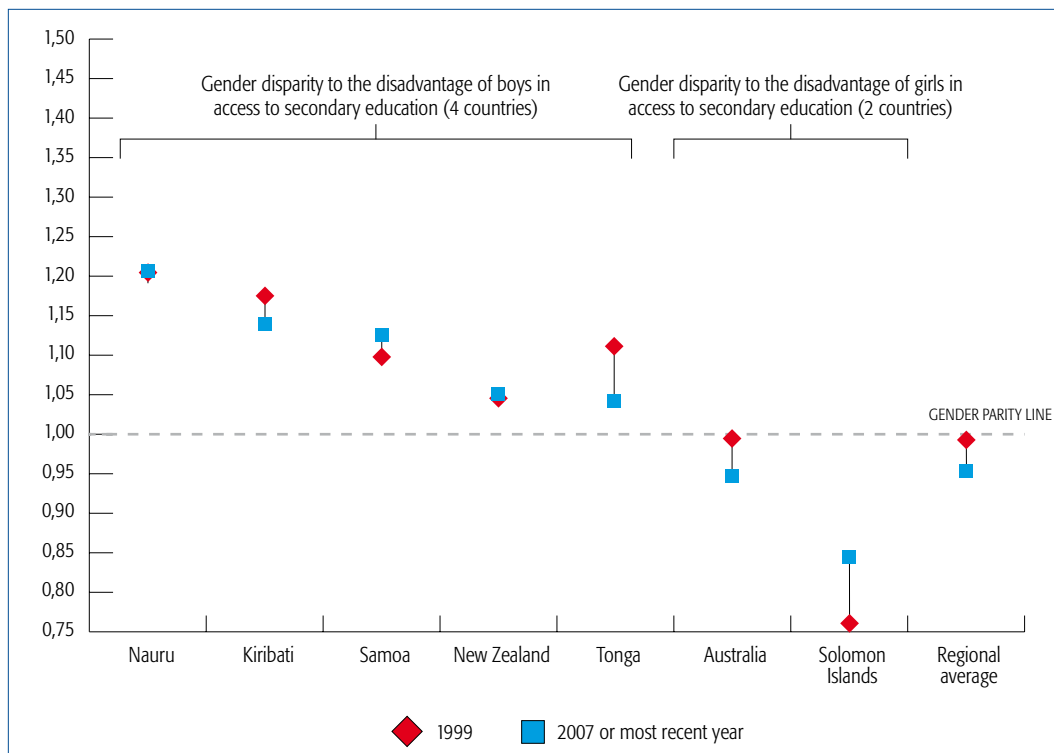
Data unavailable for most countries

FIGURE 17 **Gender Parity in Access to Primary Education (GPI F/M) in Commonwealth Pacific Countries**



SOURCE: UNESCO Institute for Statistics, December 2008 release

FIGURE 18 **Gender Parity in Access to Secondary Education (GPI F/M) in Commonwealth Pacific Countries**



SOURCE: UNESCO Institute for Statistics, December 2008 release

## SECTION B

# A COUNTRY BY COUNTRY REPORT

### INTRODUCTION

In this, the main part of the report to 17CCEM, 52 country report cards are presented, one for each of the full members of the Commonwealth except Fiji Islands.<sup>7</sup> The primary purpose of these cards is to provide a snapshot of the progress that each country is – or is not – making towards achieving EFA/MDG education objectives and targets.

Each card draws on data provided by the UNESCO Institute for Statistics (UIS) in December 2008. Where other sources have been used these are cited on individual country cards.

It is recognised that by mid 2009 when 17CCEM took place many Commonwealth countries had national data sets that are later than those presented in this report. This is unavoidable given the time that is necessary for national data to be gathered and processed and then sent to UNESCO where, as necessary, a further process of dialogue with individual countries takes place to ensure the accuracy of the data before it is released internationally. Nevertheless the length of the time lag is coming down as countries recognise the value of up to date data for effective monitoring and evidence based policy.

Each card provides national data on five aspects of basic education:

- Pre-primary education (reflecting EFA Goal 1)
- Primary education – access and participation (reflecting EFA Goal 2 and MDG Goal 2 – Target 3)
- Adult literacy (reflecting EFA Goal 5)
- Gender parity and equality (reflecting EFA Goal 5 and MDG Goal 3 – Target 1)
- The quality of education as this relates to formal schooling (EFA Goal 6)

It has not proved possible to compile a data base of sufficient authority to help to analyse progress towards the EFA goal (3) on the learning needs of young people and adults.

To the extent that the data allows, statistics are provided for 1999 and 2007. This eight-year time span should enable some meaningful trends to be identified, towards or away from the EFA/MDG goals. It is still the case however that for some countries internationally quality assured data is not available for these two years. In these instances the latest year for which data are available is cited. In some cases no data are available.

In addition, many Commonwealth countries have small populations (29 under 1.5 million people) where quite small variations in either total or school age populations can result in significant percentage changes in key education indicators.

Two additional and important **health warnings** should be noted. First, national averages smooth over the often significant internal variations and disparities in access, participation and quality in basic education in many Commonwealth countries. Disparities in household incomes, the vagaries of geography, inequities in the allocation of resources for education and a range of socio-cultural barriers and differences all help to determine educational opportunities and outcomes for individual schools and their communities. National data is important but it is only part of the story.

---

<sup>7</sup> Data on dependent territories and associated territories is available for some indicators in the Education for All Global Monitoring Report published by UNESCO drawing on data from the UNESCO Institute for Statistics.

Second, some of the headline indicators used for national and international monitoring have particular weaknesses. Adult literacy figures are suspect in many countries as a result of self-reporting techniques which invariably leads to the under-reporting of levels of literacy. In reporting on the achievement of universal primary completion, the use of net enrolment rates hide a range of interesting and significant data on age grade enrolment, time spent in completing schooling, and the spread of primary aged children across primary and secondary schools. Valuable work on these issues and other access and equity issues is being undertaken by the CREATE research project.<sup>8</sup>

It should also be noted that:

On **early childhood care and education** (ECCE) the provision of formal pre-primary education is just one component of measures that many countries are taking both formally and through a variety of non-formal activities to promote the well-being of young children.

On **primary education** – where the MDG goal emphasises primary school completion – this report uses the Gross Intake Ratio (GIR) into the last grade of primary school as a proxy – if not totally adequate – indicator of completion. It should be noted in addition that the Adjusted Net Enrolment ratio is used to show primary school aged children who are in school whether they are attending the primary or the secondary level of education.

On **adult literacy**, the EFA target is calculated for each country drawing on available data. This does not mean that individual countries have necessarily set such a target in their national education sector strategies.

On **gender**, the data is focused on the achievement of parity – and not on equality.

On the **quality** of schooling the data base is weak. The literacy of young people is one but in itself unsatisfactory measure of quality. The other indicators used on the record cards are proxy supply side indicators of quality.

A glossary of the indicators used in the report cards is provided in the next section of this report.

For some high income countries there is no direct reporting to UIS, rather it is to the OECD.

This reporting does not necessarily include some of the indicators on basic education sent to UIS by other Commonwealth countries.

The report cards are presented regionally in five sections, for Commonwealth Asia, Sub-Saharan Africa, the Caribbean, Europe and North America, and the Pacific. At the end of each set of country cards (with the exception of Europe and North America), a regional overview of the data is provided.

---

<sup>8</sup> The Consortium for Research on Educational Access, Transitions and Equity [http://www.create-rpc.org/create\\_gateway/index.shtml](http://www.create-rpc.org/create_gateway/index.shtml)

## TECHNICAL GLOSSARY

### **Adjusted Net Enrolment Ratio (NER) in Primary Education**

Number of pupils in the primary education official age group enrolled in primary and secondary education expressed as a percentage of the corresponding population.

### **Gender Parity Index (GPI)**

Ratio of female to male values of a given indicator. A GPI of 1 indicates parity between sexes; a GPI above or below 1 indicates a disparity in favour of one sex over the other.

### **Gross Enrolment Ratio (GER)**

Total enrolment in a specific level of education, regardless of age, expressed as a percentage of the eligible official school-age population corresponding to the same level of education in a given school-year. The GER can exceed 100% due to early or late entry and/or grade repetition.

### **Gross Intake Ratio to the Last Grade of Primary (GIR LG)**

Total number of new entrants in the last grade of primary education, regardless of age, expressed as a percentage of the population at the theoretical entrance age to the last grade of primary.

### **Literate/Illiterate.**

The term refers to a person who lacks basic literacy skills (i.e. who can/cannot read and write with understanding a simple statement related to his/her everyday life). In many cases, the current UIS literacy statistics rely largely on data sources that use a 'self-declaration' method: respondents are asked whether they and the members of their household are literate, as opposed to being asked a more comprehensive question or to demonstrate the skill. Some countries assume that persons who complete a certain level of education are literate. As definitions and methodologies used for data collection differ by country, data need to be used with caution.

### **Net Enrolment Ratio (NER)**

Enrolment of the official age-group for a given level of education expressed as a percentage of the corresponding population.

### **Out of School Children**

Children in the official primary school age range who are not enrolled in either primary or secondary schools.

### **Percentage of Adults (15-64 years) without Basic Literacy Skills**

The percentage of population aged 15 years and over who can (cannot) both read and write with understanding a short simple statement on their everyday life. Generally, 'literacy' also encompasses 'numeracy', the ability to make simple arithmetic calculations. For 2005-2007, all countries that have national data are presented with their reference year. For countries without national data referring to the period 2005-2007, UIS uses its Global Age-specific Literacy Projections Model (GALP) which is based on national data less than 10 years old from 2007, to calculate estimations.

### **EFA Target Rate for Percentage of Adults (15-64 years) without Basic Literacy Skills**

It is equal to 50% of the percentage of adults (15-64 years) without basic literacy skills registered in 2000. In those countries where this percentage is not available for the base year 2000, the percentage has been estimated by the authors based on the annual average variation registered in previous years.

### **Percentage of Private Enrolment**

Enrolment in private educational institutions at a given level of education expressed as a percentage of total enrolment at the same level. By 'Private' is meant here all educational institutions not operated by a public authority, whether or not they receive financial support from such authorities.

### **Percentage of Trained Teachers**

Number of teachers who have received the minimum organised teacher training (pre-service or in-service) required for teaching at the specified level of education in the given country, expressed as a percentage of the total number of teachers at the same level of education.

### **Public Current Expenditure on Primary Education as Percentage of Gross National Product**

Total public expenditure on education (current and capital) expressed as a percentage of the Gross National Product (GNP) in a given financial year.

### **Pupil - Teacher Ratio**

Average number of pupils (students) per teacher at a specific level of education in a given school-year. Teachers are defined as persons whose professional activity involves the transmitting of knowledge, attitudes and skills that are stipulated in a formal curriculum programme to students enrolled in a formal educational institution.

### **School Age Group**

Age group officially corresponding to a given level of education.

### **School Life Expectancy**

School life expectancy is defined as the total number of years of schooling which a child of a certain age can expect to receive in the future, assuming that the probability of his or her being enrolled in school at any particular age is equal to the current enrolment ratio for that age.

### **School Life Expectancy in Pre-Primary Education**

See above and consider that based on the enrolment by age, it is expected that a child spends a number of years equal to duration in maximum in the pre-primary education level. When data by age are not available, SLE is calculated on the basis of GER. The indicator can be higher than the duration when there are a significant number of enrolments out of the theoretical age range.

### **Underweight**

Moderate and severe - below minus two standard deviations from median weight for age of reference population; severe - below minus three standard deviations from median weight for age of reference population.

### **Youth Literacy Rate**

Number of literate persons aged 15 to 24, expressed as a percentage of the total population in that age group







# **ASIAN COUNTRIES**

**Bangladesh**

**Brunei Darussalam**

**India**

**Malaysia**

**Maldives**

**Pakistan**

**Singapore**

**Sri Lanka**

**Commonwealth Asia Overview**

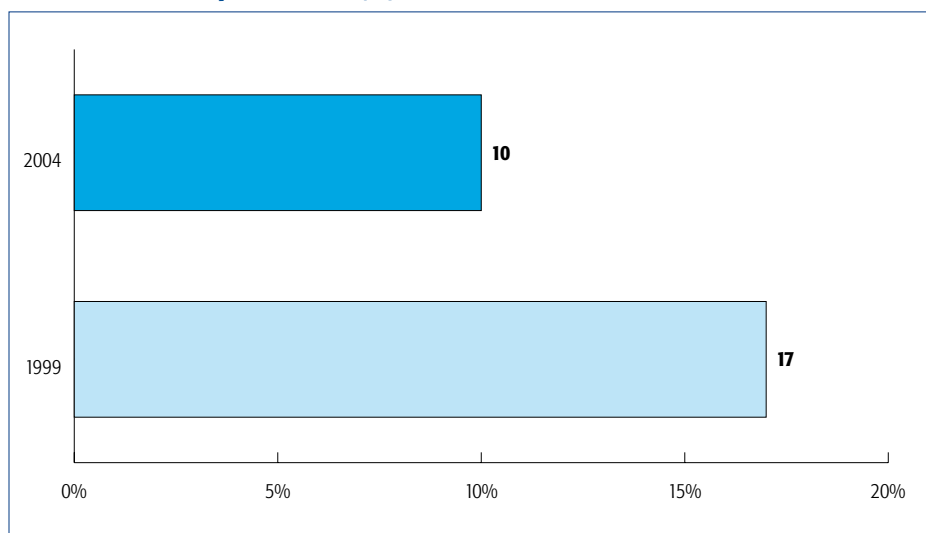


# BANGLADESH

Total Population: 155.99 million (2006) of which 35.2% are under 15 years old (2005)

**EFA Goal 1** Expanding and improving comprehensive early childhood care and education, especially for the most vulnerable and disadvantaged children.

## GER in Pre Primary Education (%)



Age group (2007):  
**3-5 years old**

Percentage of private provision (2004) = **52%**

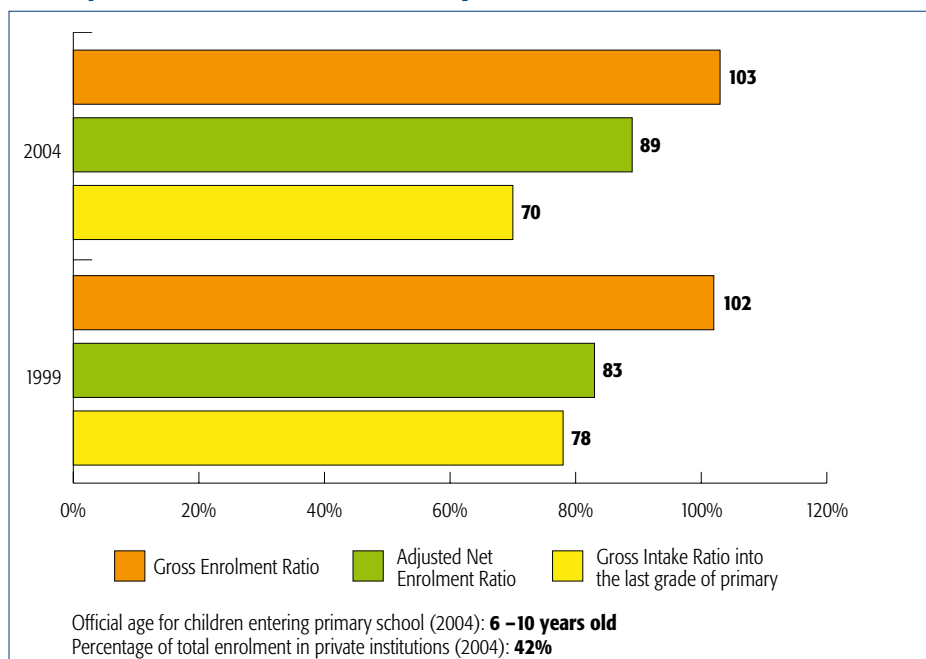
School life expectancy in Pre-primary (2004) = **No Data**

% of children under 5 years of age who are underweight (moderate or severe) = **48%**

**EFA Goal 2** Ensuring that by 2015 all children, particularly girls, children in difficult circumstances and those belonging to ethnic minorities, have access to, and complete, free and compulsory primary education of good quality.

**MDG Goal 2** Achieve UPE - **Target 3** Ensure that, by 2015, children everywhere, boys and girls alike, will be able to complete a full course of primary schooling.

## Primary Education – Access and Participation



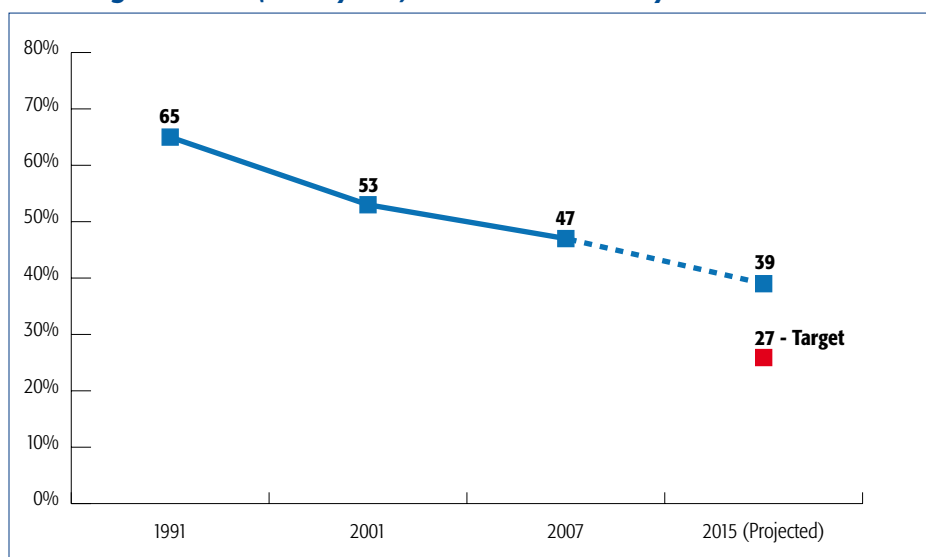
**GER > 95%**

**Almost 90%** of children of official primary school age are enrolled

Number of out of school children (2004) = **1,371,000**

**EFA Goal 4** Achieving a 50 per cent improvement in levels of adult literacy by 2015, especially for women, and equitable access to basic and continuing education for all adults.

**Percentage of adults (15-64 years) without basic literacy skills**

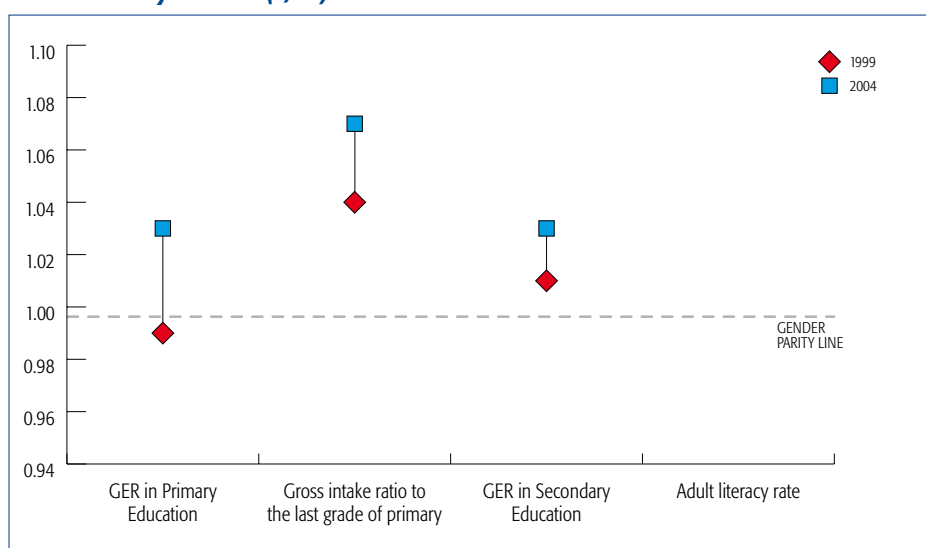


According to current projections, the projected percentage of adults without basic literacy skills by 2015 is twelve percentage points **higher** than the estimated EFA target rate.

**EFA Goal 5** Eliminating gender disparities in primary and secondary education by 2005, and achieving gender equality in education by 2015, with a focus on ensuring girls' full and equal access to and achievement in basic education of good quality.

**MDG Goal 3** Promote gender equality and empower women - **Target 1** Eliminate gender disparity in primary and secondary education, preferably by 2005, and in all levels of education no later than 2015.

**Gender Parity Indices (F/M) for Selected Indicators**



Gender **disparity** is to the disadvantage of **boys** in accessing secondary education.

Gender **disparity** is to the disadvantage of **boys** in Gross Intake Ratio to the last grade of primary education.

Gender **disparity** is to the disadvantage of **boys** in accessing secondary education.

No data available for adults recorded as being literate

**EFA Goal 6** Improving all aspects of the quality of education and ensuring excellence of all so that recognised and measurable learning outcomes are achieved by all, especially in literacy, numeracy and essential life skills.

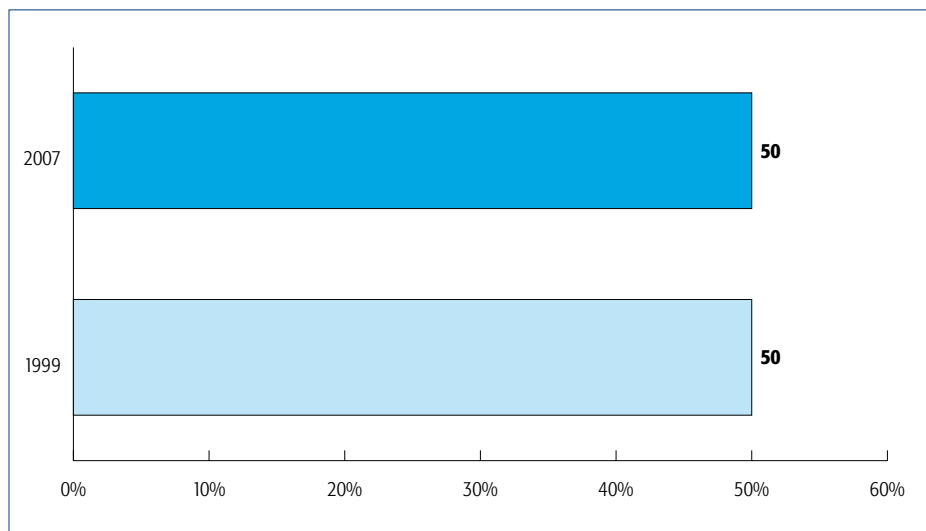
Proxy Indicators of the Quality of Formal Schooling	1999	2007
Percentage of young people (15-24 years) with basic literacy skills	63.6	72.1
School Life Expectancy (expected number of years of formal schooling from primary to tertiary education)	8.5	-
Pupil/Teacher Ratio in Primary Education	56.4	-
Trained Primary- School teachers as % of total	63.8	-
Public current expenditure on primary education as % of GNP	0.6	0.9

# BRUNEI DARUSSALAM

Total Population: 0.38 million (2006) of which 29.6% are under 15 years old (2005)

**EFA Goal 1** Expanding and improving comprehensive early childhood care and education, especially for the most vulnerable and disadvantaged children.

## GER in Pre Primary Education (%)



Age group (2006):  
**3-5 years old**

Percentage of private provision (2007) = **66%**

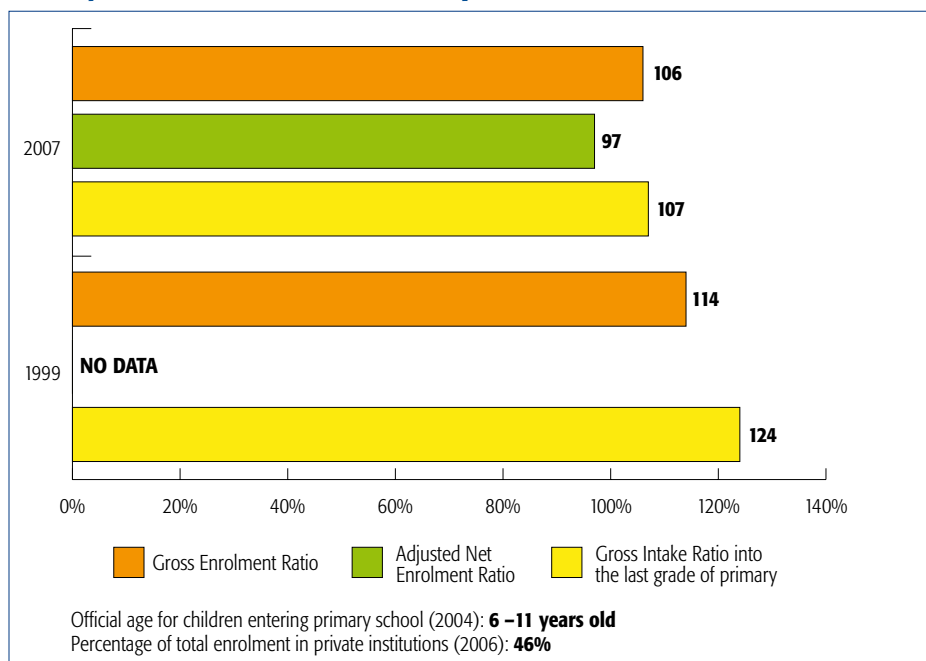
School life expectancy in Pre-primary (2007) = **1.5 years**

% of children under 5 years of age who are underweight (moderate or severe) **No Data**

**EFA Goal 2** Ensuring that by 2015 all children, particularly girls, children in difficult circumstances and those belonging to ethnic minorities, have access to, and complete, free and compulsory primary education of good quality.

**MDG Goal 2** Achieve UPE - **Target 3** Ensure that, by 2015, children everywhere, boys and girls alike, will be able to complete a full course of primary schooling.

## Primary Education – Access and Participation



**GER > 95%**

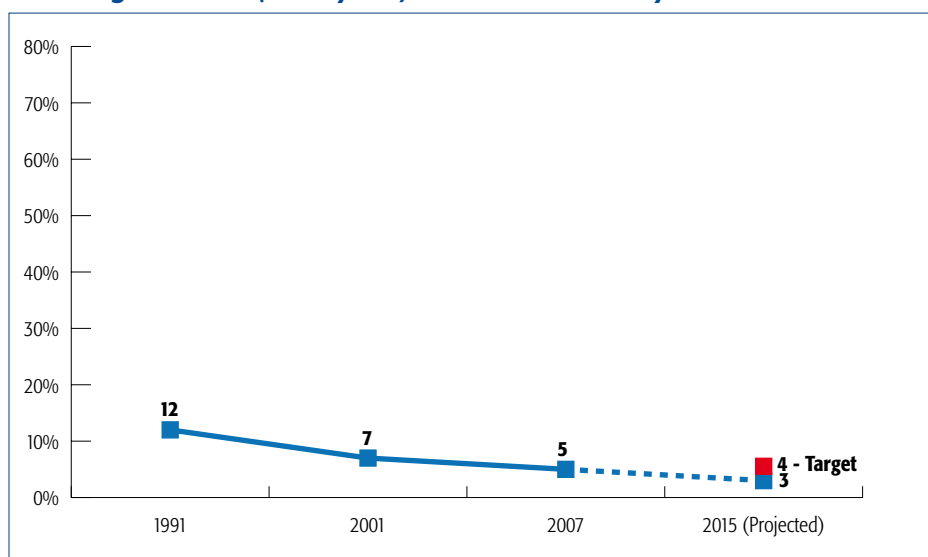
**Almost all** of children of official primary school age are enrolled

Number of out of school children (2007) = **1,505**

Official age for children entering primary school (2004): **6 – 11 years old**  
Percentage of total enrolment in private institutions (2006): **46%**

**EFA Goal 4** Achieving a 50 per cent improvement in levels of adult literacy by 2015, especially for women, and equitable access to basic and continuing education for all adults.

**Percentage of adults (15-64 years) without basic literacy skills**

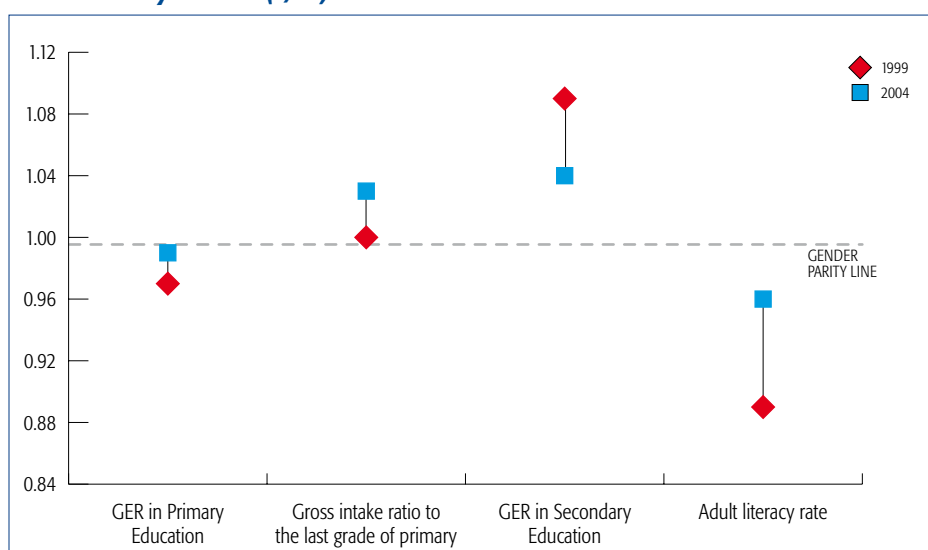


According to current projections, the projected percentage of adults without basic literacy skills by 2015 is one percentage points **lower** than the estimated EFA target rate.

**EFA Goal 5** Eliminating gender disparities in primary and secondary education by 2005, and achieving gender equality in education by 2015, with a focus on ensuring girls' full and equal access to and achievement in basic education of good quality.

**MDG Goal 3** Promote gender equality and empower women - **Target 1** Eliminate gender disparity in primary and secondary education, preferably by 2005, and in all levels of education no later than 2015.

**Gender Parity Indices (F/M) for Selected Indicators**



Gender **parity** has been achieved in accessing primary education.

Gender **parity** has been achieved in Gross Intake Ratio to the last grade of primary education.

Gender **parity** has been achieved in accessing secondary education.

Gender **disparities** for those adults recorded as being literate are to the disadvantage of **women**.

**EFA Goal 6** Improving all aspects of the quality of education and ensuring excellence of all so that recognised and measurable learning outcomes are achieved by all, especially in literacy, numeracy and essential life skills.

Proxy Indicators of the Quality of Formal Schooling	1999	2007
Percentage of young people (15-24 years) with basic literacy skills	98.9	99.6
School Life Expectancy (expected number of years of formal schooling from primary to tertiary education)	13.5	13.9
Pupil/Teacher Ratio in Primary Education	14.0	12.7
Trained Primary- School teachers as % of total	-	84.6*
Public current expenditure on primary education as % of GNP	-	-

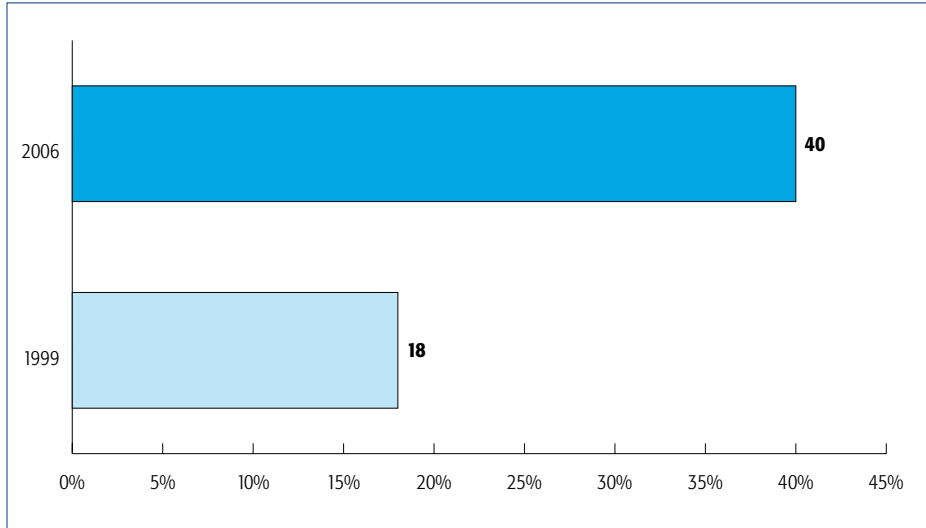
\* Trained Primary-School teachers as % of total GNP

# INDIA

Total Population: 1,151.75 million (2006) of which 33.0% are under 15 years old (2005)

**EFA Goal 1** Expanding and improving comprehensive early childhood care and education, especially for the most vulnerable and disadvantaged children.

## GER in Pre Primary Education (%)



Age group (2006):  
**3-5 years old**

Percentage of private provision = **No Data**

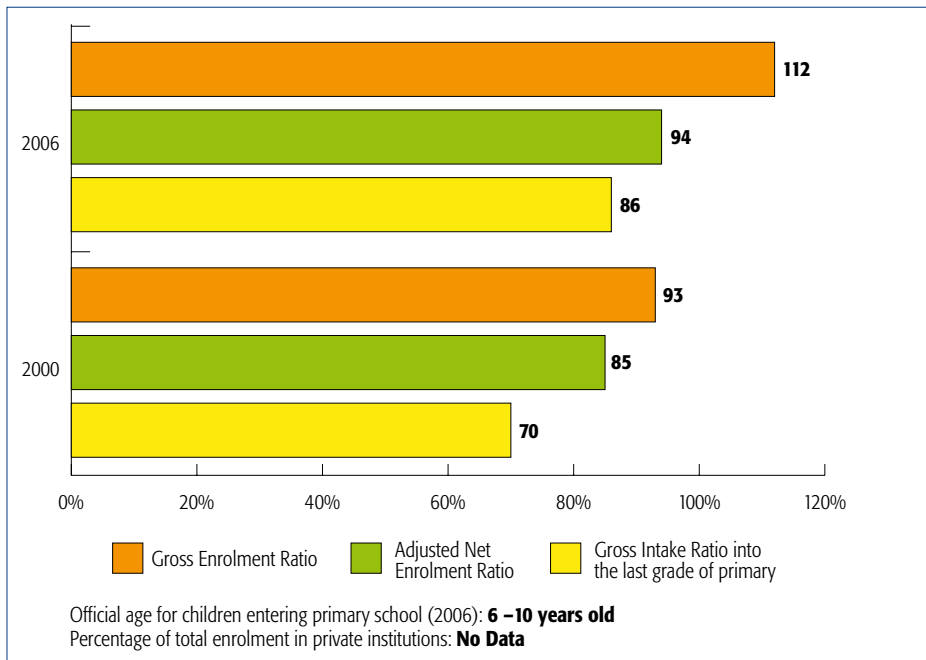
School life expectancy in Pre-primary (2006) = **1.2 years**

% of children under 5 years of age who are underweight (moderate or severe) = **43%**

**EFA Goal 2** Ensuring that by 2015 all children, particularly girls, children in difficult circumstances and those belonging to ethnic minorities, have access to, and complete, free and compulsory primary education of good quality.

**MDG Goal 2** Achieve UPE - **Target 3** Ensure that, by 2015, children everywhere, boys and girls alike, will be able to complete a full course of primary schooling.

## Primary Education – Access and Participation



**GER > 95%**

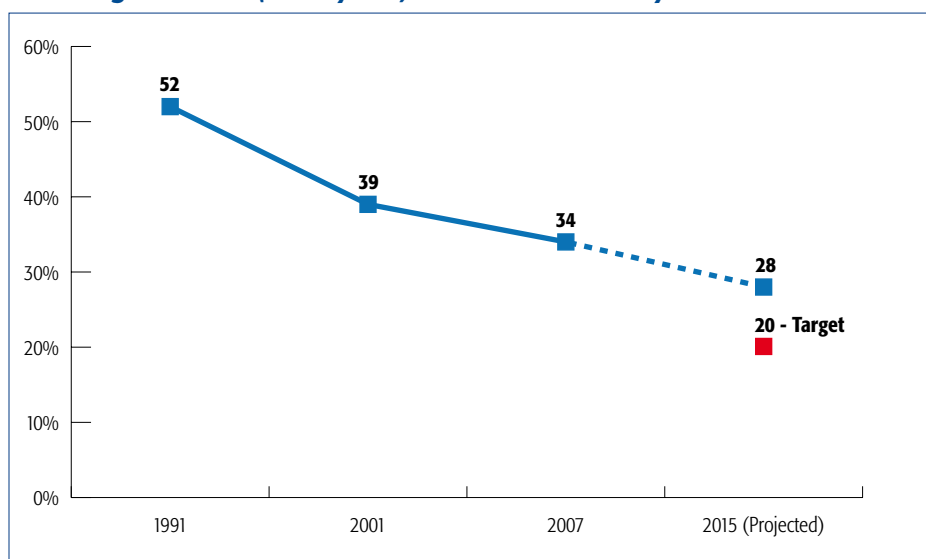
**Almost all** of children of official primary school age are enrolled

Number of out of school children (2006) = **7,142,000**

Official age for children entering primary school (2006): **6 – 10 years old**  
Percentage of total enrolment in private institutions: **No Data**

**EFA Goal 4** Achieving a 50 per cent improvement in levels of adult literacy by 2015, especially for women, and equitable access to basic and continuing education for all adults.

**Percentage of adults (15-64 years) without basic literacy skills**

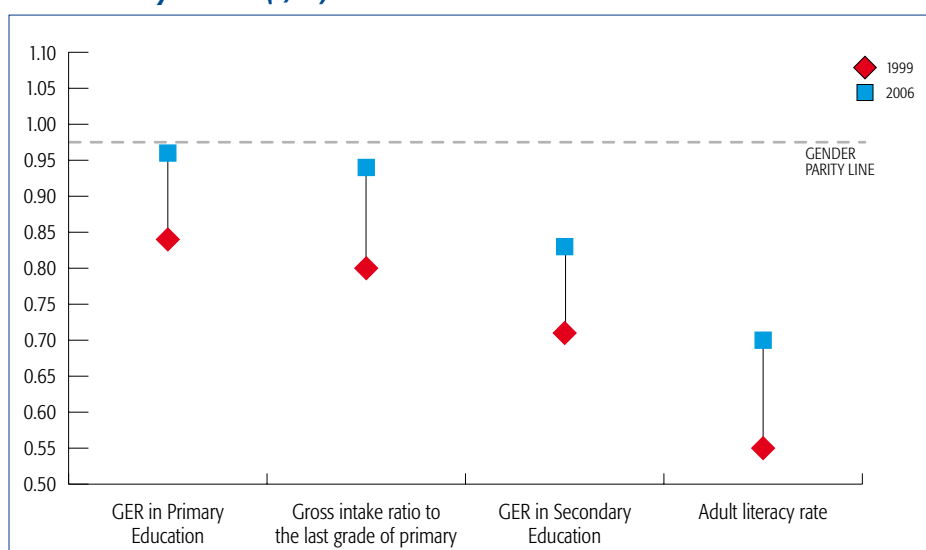


According to current projections, the projected percentage of adults without basic literacy skills by 2015 is eight percentage points **higher** than the estimated EFA target rate.

**EFA Goal 5** Eliminating gender disparities in primary and secondary education by 2005, and achieving gender equality in education by 2015, with a focus on ensuring girls' full and equal access to and achievement in basic education of good quality.

**MDG Goal 3** Promote gender equality and empower women - **Target 1** Eliminate gender disparity in primary and secondary education, preferably by 2005, and in all levels of education no later than 2015.

**Gender Parity Indices (F/M) for Selected Indicators**



Gender **parity** has been achieved in accessing primary education

Gender **disparity** is to the disadvantage of **girls** in Gross Intake Ratio to the last grade of primary education.

Gender **disparity** is to the disadvantage of **girls** in accessing secondary education.

Gender **disparities** for those adults recorded as being literate are to the disadvantage of **women**.

**EFA Goal 6** Improving all aspects of the quality of education and ensuring excellence of all so that recognised and measurable learning outcomes are achieved by all, especially in literacy, numeracy and essential life skills.

Proxy Indicators of the Quality of Formal Schooling	1999	2006
Percentage of young people (15-24 years) with basic literacy skills	76.4	82.1
School Life Expectancy (expected number of years of formal schooling from primary to tertiary education)	-	10.0
Pupil/Teacher Ratio in Primary Education	35.4	-
Trained Primary- School teachers as % of total	-	-
Public current expenditure on primary education as % of GNP*	1.3	1.2

\* Public current expenditure on primary education as % of GNP is for 2005.

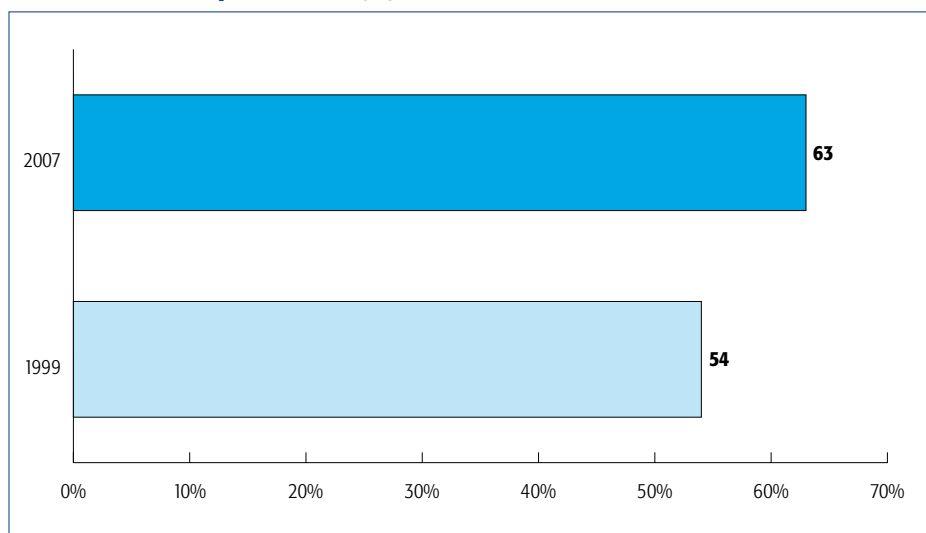


# MALAYSIA

Total Population: 26.11 million (2006) of which 31.4% are under 15 years old (2005)

**EFA Goal 1** Expanding and improving comprehensive early childhood care and education, especially for the most vulnerable and disadvantaged children.

## GER in Pre Primary Education (%)



Age group (2007):  
**4-5 years old**

Percentage of private provision = **43%**

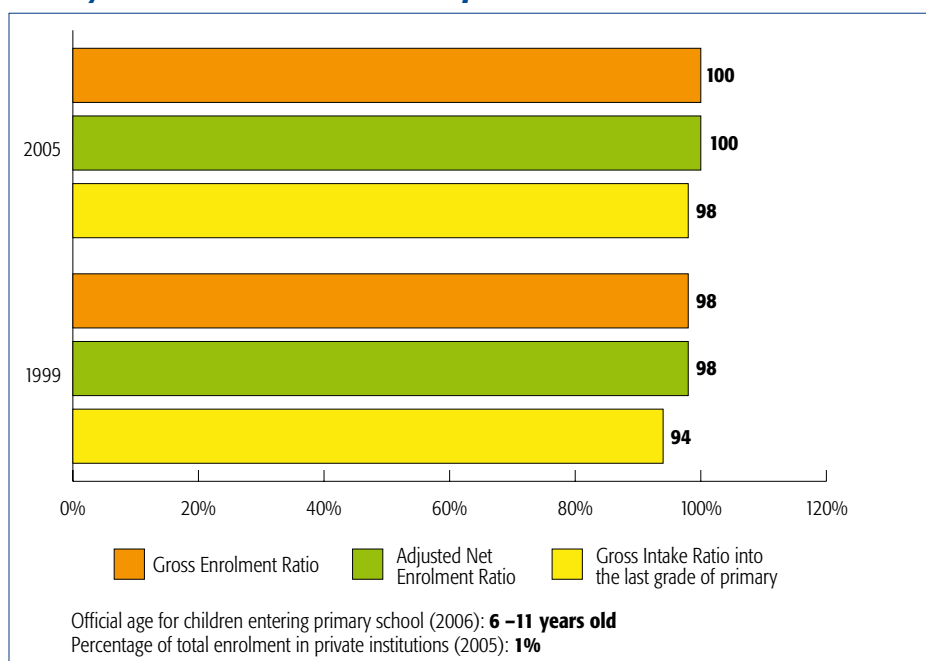
School life expectancy in Pre-primary (2007) = **1.3 years**

% of children under 5 years of age who are underweight (moderate or severe) = **8%**

**EFA Goal 2** Ensuring that by 2015 all children, particularly girls, children in difficult circumstances and those belonging to ethnic minorities, have access to, and complete, free and compulsory primary education of good quality.

**MDG Goal 2** Achieve UPE - **Target 3** Ensure that, by 2015, children everywhere, boys and girls alike, will be able to complete a full course of primary schooling.

## Primary Education – Access and Participation

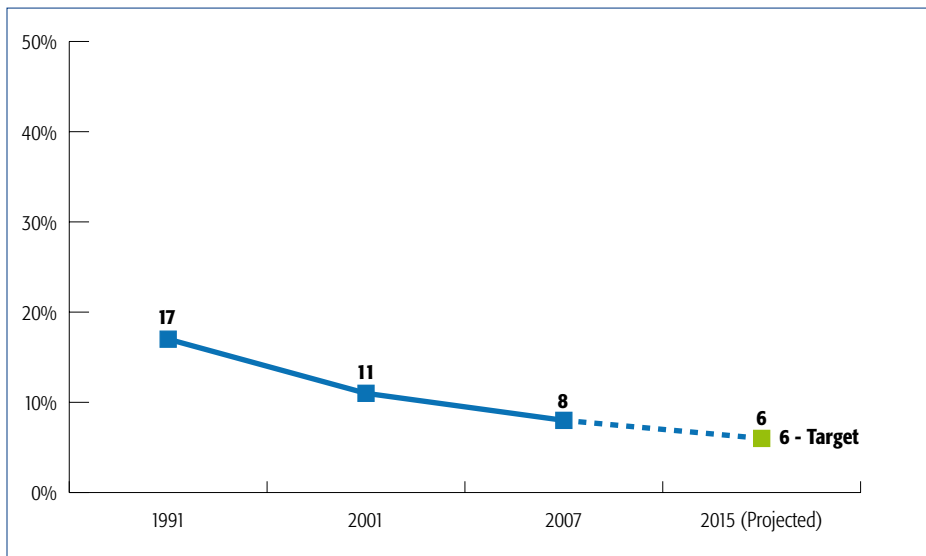


**GER > 95%**

**All** children of official primary school age are enrolled

**EFA Goal 4** Achieving a 50 per cent improvement in levels of adult literacy by 2015, especially for women, and equitable access to basic and continuing education for all adults.

**Percentage of adults (15-64 years) without basic literacy skills**



**GER > 95%**

**Almost 80%** of children of official primary school age are enrolled

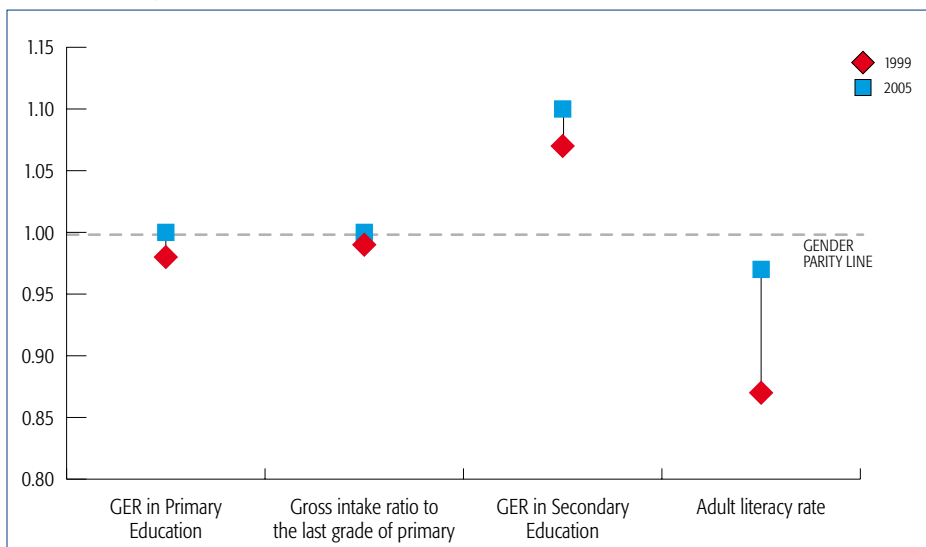
Number of out of school children (2006) = **14,300,000**

The GIR figure means that the number of new children enrolled in the last grade of primary school – regardless of age – is equal to the **75%** of the population of the theoretical entrance age to that grade.

**EFA Goal 5** Eliminating gender disparities in primary and secondary education by 2005, and achieving gender equality in education by 2015, with a focus on ensuring girls’ full and equal access to and achievement in basic education of good quality.

**MDG Goal 3** Promote gender equality and empower women - **Target 1** Eliminate gender disparity in primary and secondary education, preferably by 2005, and in all levels of education no later than 2015.

**Gender Parity Indices (F/M) for Selected Indicators**



Gender **parity** has been achieved in accessing primary education

Gender **parity** has been achieved in Gross Intake Ratio to the last grade of primary education.

Gender **disparity** is to the disadvantage of **boys** in accessing secondary education.

Gender **parity** has been achieved for those adults recorded as being literate.

**EFA Goal 6** Improving all aspects of the quality of education and ensuring excellence of all so that recognised and measurable learning outcomes are achieved by all, especially in literacy, numeracy and essential life skills.

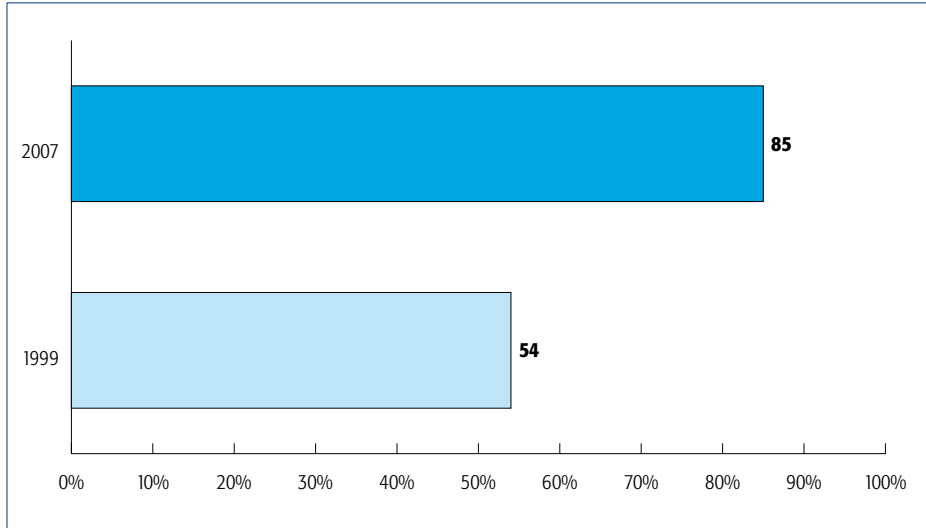
Proxy Indicators of the Quality of Formal Schooling	1999	2008
Percentage of young people (15-24 years) with basic literacy skills	97.2	98.3
School Life Expectancy (expected number of years of formal schooling from primary to tertiary education)	11.8	12.7
Pupil/Teacher Ratio in Primary Education	21.3	16.9
Trained Primary- School teachers as % of total	-	-
Public current expenditure on primary education as % of GNP	-	1.2

# MALDIVES

Total Population: 0.30 million (2006) of which 34.0% are under 15 years old (2005)

**EFA Goal 1** Expanding and improving comprehensive early childhood care and education, especially for the most vulnerable and disadvantaged children.

## GER in Pre Primary Education (%)



Age group (2007):  
**3-5 years old**

Percentage of private provision = **90%**

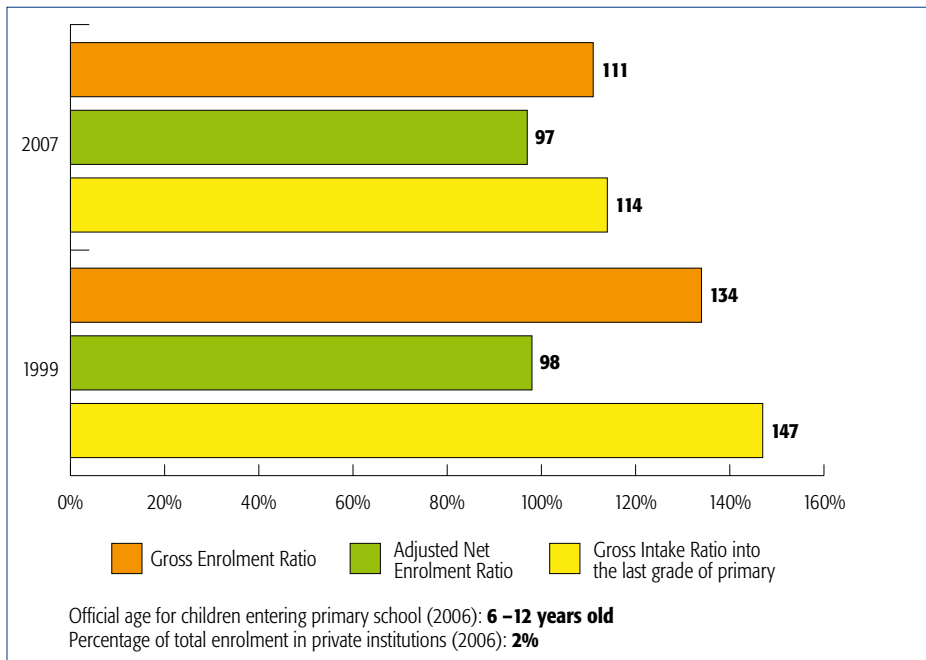
School life expectancy in Pre-primary = **2 years**

% of children under 5 years of age who are underweight (moderate or severe) = **30%**

**EFA Goal 2** Ensuring that by 2015 all children, particularly girls, children in difficult circumstances and those belonging to ethnic minorities, have access to, and complete, free and compulsory primary education of good quality.

**MDG Goal 2** Achieve UPE - **Target 3** Ensure that, by 2015, children everywhere, boys and girls alike, will be able to complete a full course of primary schooling.

## Primary Education – Access and Participation



**GER > 95%**

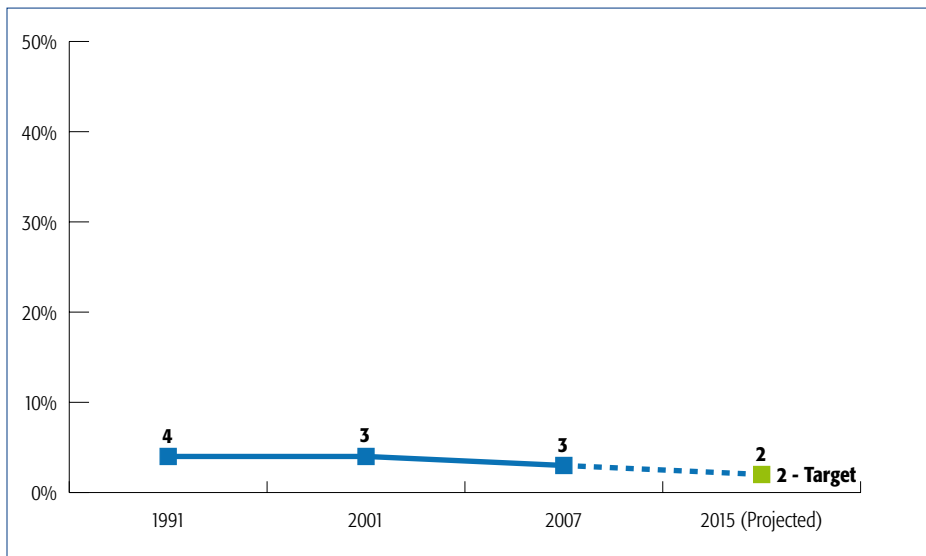
**Almost all** children of official primary school age are enrolled

Number of out of school children (2006) = **1,000**

Official age for children entering primary school (2006): **6 – 12 years old**  
Percentage of total enrolment in private institutions (2006): **2%**

**EFA Goal 4** Achieving a 50 per cent improvement in levels of adult literacy by 2015, especially for women, and equitable access to basic and continuing education for all adults.

**Percentage of adults (15-64 years) without basic literacy skills**

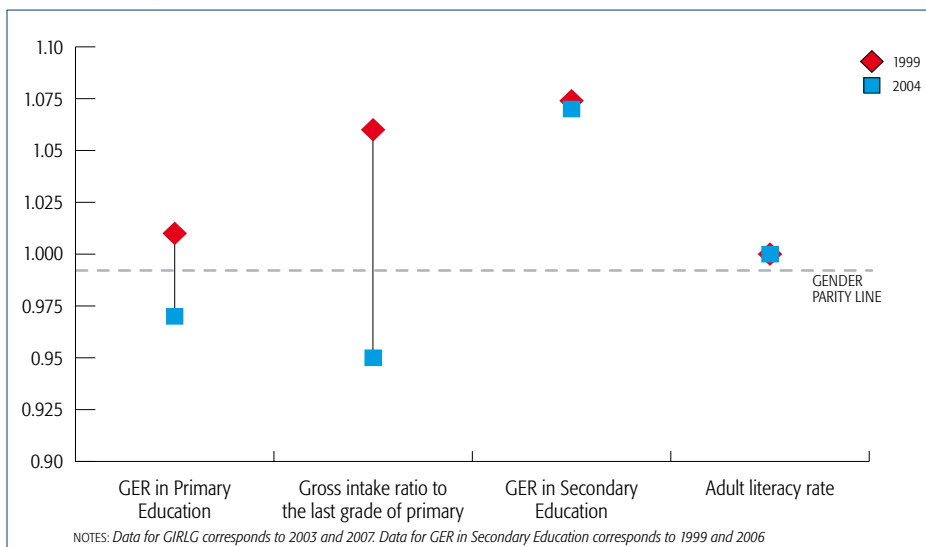


According to current projections, the projected percentage of adults without basic literacy skills by 2015 is **equal** to the estimated EFA target rate.

**EFA Goal 5** Eliminating gender disparities in primary and secondary education by 2005, and achieving gender equality in education by 2015, with a focus on ensuring girls' full and equal access to and achievement in basic education of good quality.

**MDG Goal 3** Promote gender equality and empower women - **Target 1** Eliminate gender disparity in primary and secondary education, preferably by 2005, and in all levels of education no later than 2015.

**Gender Parity Indices (F/M) for Selected Indicators**



Gender **parity** has been achieved in accessing primary education.

Gender **disparity** is to the disadvantage of **girls** in Gross Intake Ratio to the last grade of primary education.

Gender **disparity** is to the disadvantage of **boys** in accessing secondary education.

Gender **parity** has been achieved for those adults recorded as being literate.

**EFA Goal 6** Improving all aspects of the quality of education and ensuring excellence of all so that recognised and measurable learning outcomes are achieved by all, especially in literacy, numeracy and essential life skills.

Proxy Indicators of the Quality of Formal Schooling	1999	2007
Percentage of young people (15-24 years) with basic literacy skills	98.0	98.0
School Life Expectancy (expected number of years of formal schooling from primary to tertiary education)	12.0	12.3*
Pupil/Teacher Ratio in Primary Education	24.3	14.5
Trained Primary- School teachers as % of total	66.7	65.9
Public current expenditure on primary education as % of GNP	-	3.5**

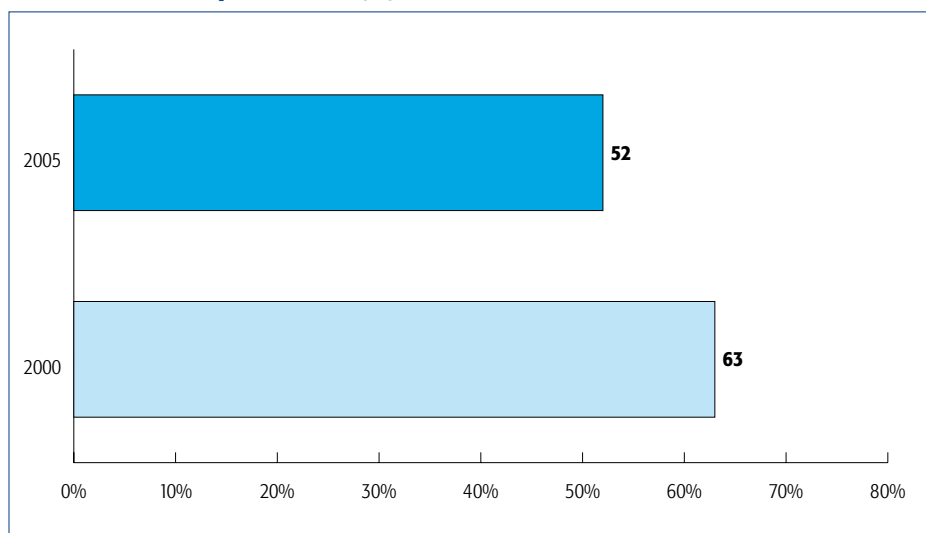
\*School Live Expectancy corresponds to 2006. \*\*Public current expenditure on primary education as % of GNP corresponds to 2005.

# PAKISTAN

Total Population: 106.94 million (2006) of which 37.2% are under 15 years old (2005)

**EFA Goal 1** Expanding and improving comprehensive early childhood care and education, especially for the most vulnerable and disadvantaged children.

## GER in Pre Primary Education (%)



Age group (2006):  
**3-5 years old**

Percentage of private provision = **No Data**

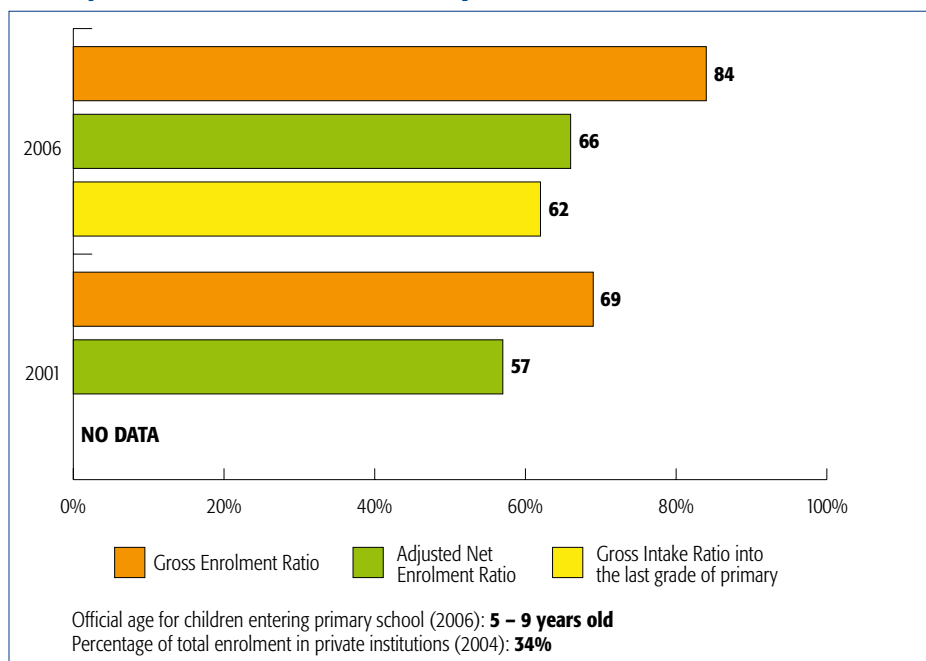
School life expectancy in Pre-primary (2005) = **1.0 years**

% of children under 5 years of age who are underweight (moderate or severe) = **38%**

**EFA Goal 2** Ensuring that by 2015 all children, particularly girls, children in difficult circumstances and those belonging to ethnic minorities, have access to, and complete, free and compulsory primary education of good quality.

**MDG Goal 2** Achieve UPE - **Target 3** Ensure that, by 2015, children everywhere, boys and girls alike, will be able to complete a full course of primary schooling.

## Primary Education – Access and Participation



**GER > 95%**

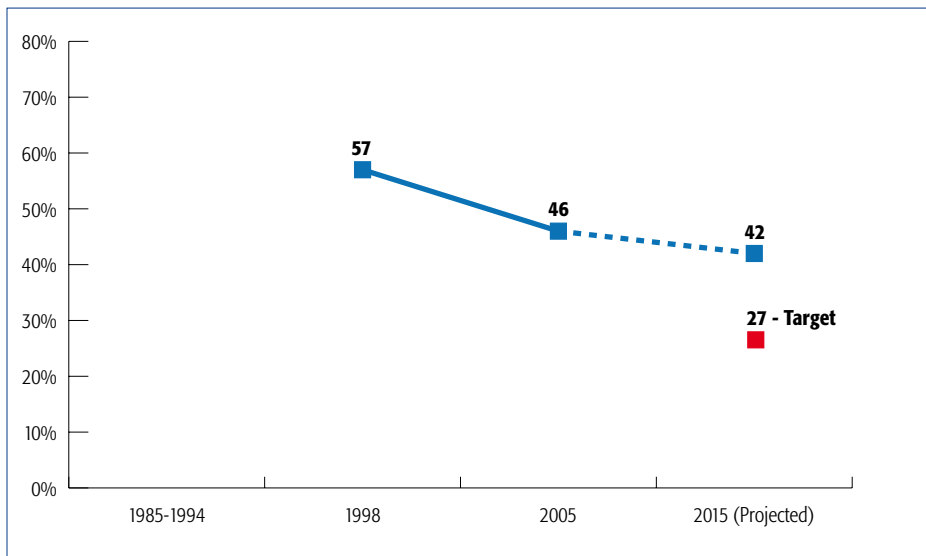
**Two third** of children of official primary school age are enrolled

Number of out of school children (2005) = **6,821,000**

Official age for children entering primary school (2006): **5 – 9 years old**  
Percentage of total enrolment in private institutions (2004): **34%**

**EFA Goal 4** Achieving a 50 per cent improvement in levels of adult literacy by 2015, especially for women, and equitable access to basic and continuing education for all adults.

**Percentage of adults (15-64 years) without basic literacy skills**

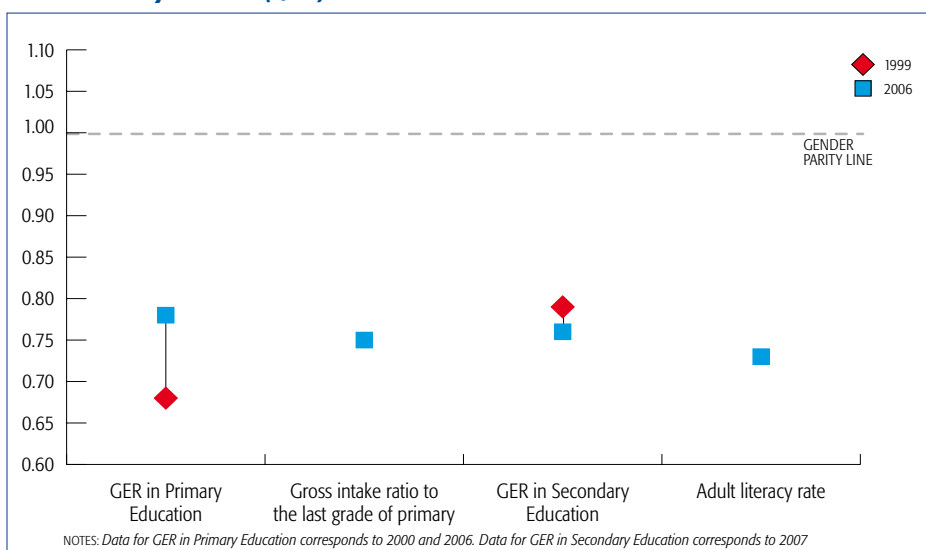


According to current projections, the projected percentage of adults without basic literacy skills by 2015 is **higher** than the estimated EFA target rate.

**EFA Goal 5** Eliminating gender disparities in primary and secondary education by 2005, and achieving gender equality in education by 2015, with a focus on ensuring girls' full and equal access to and achievement in basic education of good quality.

**MDG Goal 3** Promote gender equality and empower women - **Target 1** Eliminate gender disparity in primary and secondary education, preferably by 2005, and in all levels of education no later than 2015.

**Gender Parity Indices (F/M) for Selected Indicators**



Gender **disparity** is to the disadvantage of **girls** in accessing primary education.

Gender **disparity** is to the disadvantage of **girls** in Gross Intake Ratio to the last grade of primary education.

Gender **disparity** is to the disadvantage of **girls** in accessing secondary education.

Gender **disparities** for those adults recorded as being literate are to the disadvantage of **women**.

**EFA Goal 6** Improving all aspects of the quality of education and ensuring excellence of all so that recognised and measurable learning outcomes are achieved by all, especially in literacy, numeracy and essential life skills.

Proxy Indicators of the Quality of Formal Schooling	1999	2005
Percentage of young people (15-24 years) with basic literacy skills	-	69.2
School Life Expectancy (expected number of years of formal schooling from primary to tertiary education)	-	6.5*
Pupil/Teacher Ratio in Primary Education	-	39.0
Trained Primary- School teachers as % of total	-	84.6
Public current expenditure on primary education as % of GNP	-	-

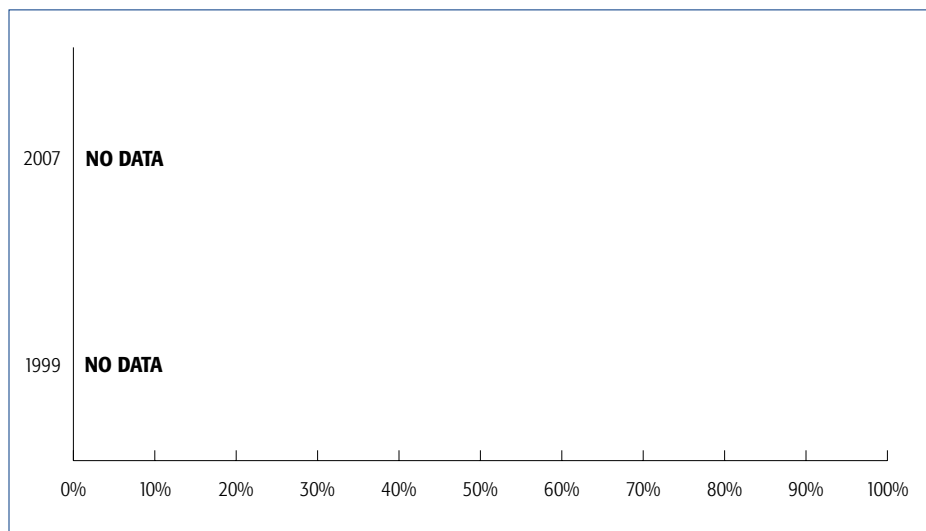
\*School Life Expectancy corresponds to 2006.

# SINGAPORE

Total Population: 4.33 million (2006) of which 19.5% are under 15 years old (2005)

**EFA Goal 1** Expanding and improving comprehensive early childhood care and education, especially for the most vulnerable and disadvantaged children.

## GER in Pre Primary Education (%)



Age group:

**3-5 years old**

Percentage of private provision = **No Data**

School life expectancy in Pre-primary = **No Data**

% of children under 5 years of age who are underweight (moderate or severe) = **3%**

**EFA Goal 2** Ensuring that by 2015 all children, particularly girls, children in difficult circumstances and those belonging to ethnic minorities, have access to, and complete, free and compulsory primary education of good quality.

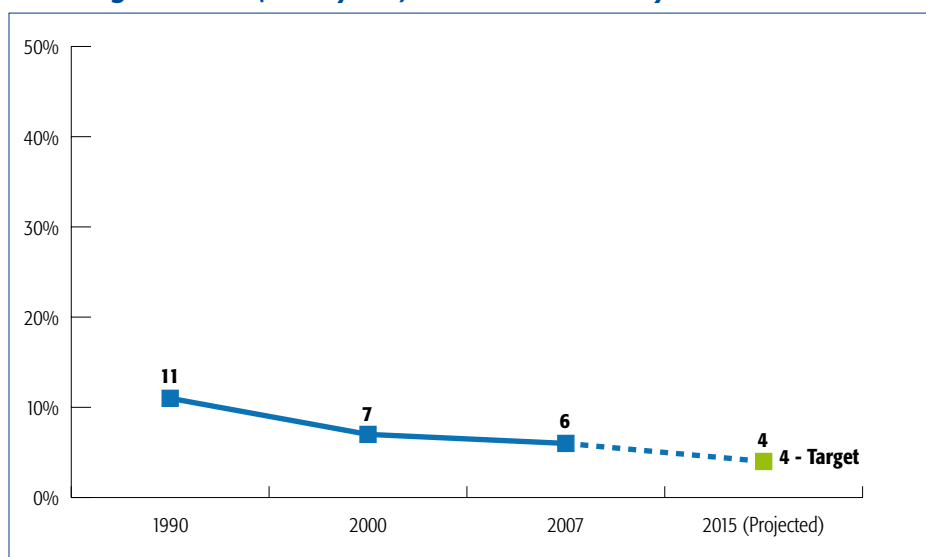
**MDG Goal 2** Achieve UPE - **Target 3** Ensure that, by 2015, children everywhere, boys and girls alike, will be able to complete a full course of primary schooling.

## Primary Education – Access and Participation

No internationally comparable data available.

**EFA Goal 4** Achieving a 50 per cent improvement in levels of adult literacy by 2015, especially for women, and equitable access to basic and continuing education for all adults.

**Percentage of adults (15-64 years) without basic literacy skills**



According to current projections, the projected percentage of adults without basic literacy skills by 2015 is **equal** to the estimated EFA target rate.

**EFA Goal 5** Eliminating gender disparities in primary and secondary education by 2005, and achieving gender equality in education by 2015, with a focus on ensuring girls' full and equal access to and achievement in basic education of good quality.

**MDG Goal 3** Promote gender equality and empower women - **Target 1** Eliminate gender disparity in primary and secondary education, preferably by 2005, and in all levels of education no later than 2015.

**Gender Parity Indices (F/M) for Selected Indicators**

No internationally comparable data available.

**EFA Goal 6** Improving all aspects of the quality of education and ensuring excellence of all so that recognised and measurable learning outcomes are achieved by all, especially in literacy, numeracy and essential life skills.

Proxy Indicators of the Quality of Formal Schooling	1999	2007
Percentage of young people (15-24 years) with basic literacy skills		
School Life Expectancy (expected number of years of formal schooling from primary to tertiary education)	-	-
Pupil/Teacher Ratio in Primary Education	-	20.4
Trained Primary- School teachers as % of total	-	96.1
Public current expenditure on primary education as % of GNP	-	0.6*

\* Public current expenditure on primary education as % of GNP corresponds to 2008.

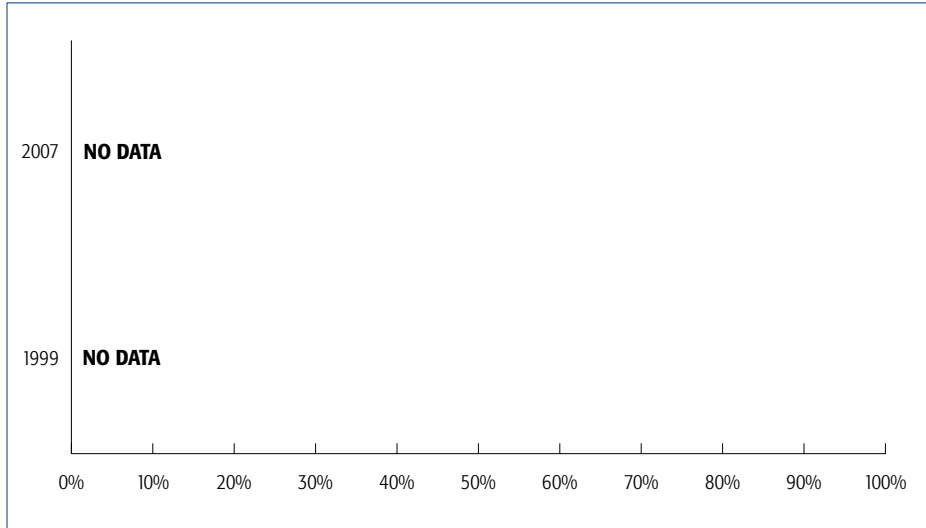


# SRI LANKA

Total Population: 19.20 million (2006) of which 24.2% are under 15 years old (2005)

**EFA Goal 1** Expanding and improving comprehensive early childhood care and education, especially for the most vulnerable and disadvantaged children.

## GER in Pre Primary Education (%)



Age group (2007):  
**4 years old**

Percentage of private provision (2005)  
**= No Data**

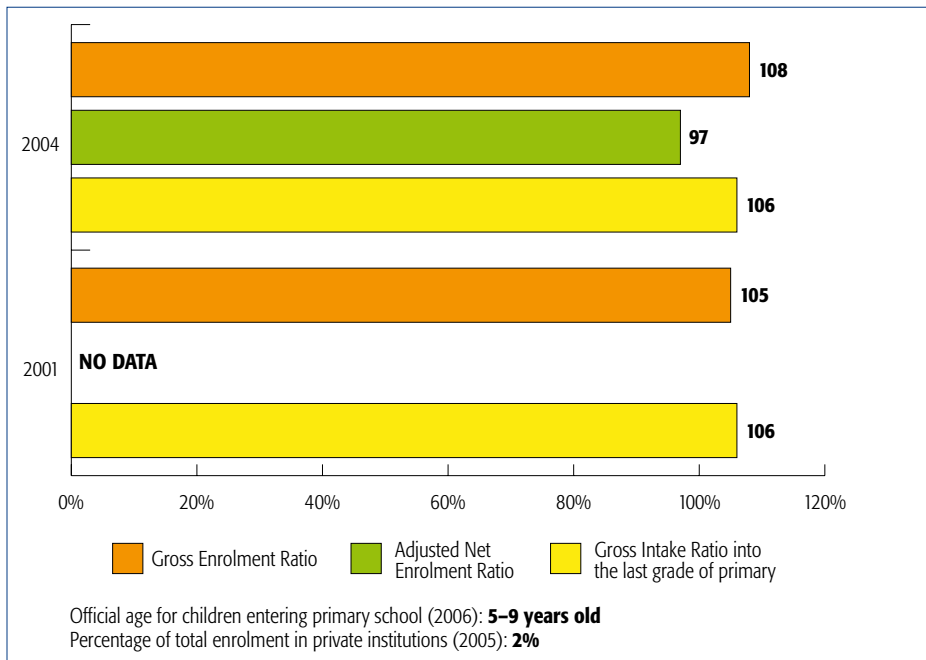
School life expectancy in Pre-primary (2005)  
**= No Data**

% of children under 5 years of age who are underweight (moderate or severe) = **29%**

**EFA Goal 2** Ensuring that by 2015 all children, particularly girls, children in difficult circumstances and those belonging to ethnic minorities, have access to, and complete, free and compulsory primary education of good quality.

**MDG Goal 2** Achieve UPE - **Target 3** Ensure that, by 2015, children everywhere, boys and girls alike, will be able to complete a full course of primary schooling.

## Primary Education – Access and Participation



**GER > 95%**

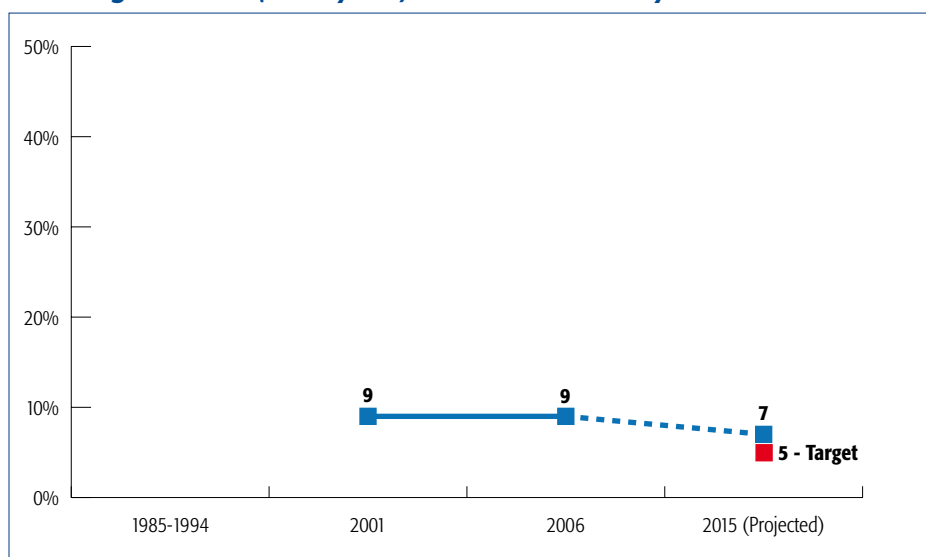
**Almost all** children of official primary school age are enrolled

Number of out of school children (2004)  
**= 51,400**

Official age for children entering primary school (2006): **5–9 years old**  
Percentage of total enrolment in private institutions (2005): **2%**

**EFA Goal 4** Achieving a 50 per cent improvement in levels of adult literacy by 2015, especially for women, and equitable access to basic and continuing education for all adults.

**Percentage of adults (15-64 years) without basic literacy skills**

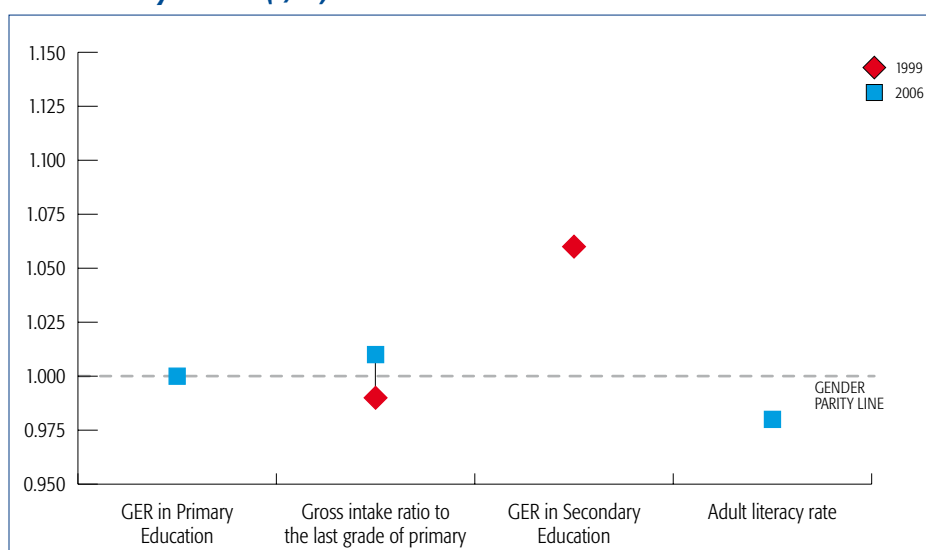


According to current projections, the projected percentage of adults without basic literacy skills by 2015 is **higher** than the estimated EFA target rate.

**EFA Goal 5** Eliminating gender disparities in primary and secondary education by 2005, and achieving gender equality in education by 2015, with a focus on ensuring girls' full and equal access to and achievement in basic education of good quality.

**MDG Goal 3** Promote gender equality and empower women - **Target 1** Eliminate gender disparity in primary and secondary education, preferably by 2005, and in all levels of education no later than 2015.

**Gender Parity Indices (F/M) for Selected Indicators**



Gender **parity** has been achieved in accessing primary education

Gender **parity** has been achieved in Gross Intake Ratio to the last grade of primary education.

Gender **disparity** was to the disadvantage of **boys** in accessing secondary education back in 1999.

Gender **parity** has been achieved for those adults recorded as being literate.

**EFA Goal 6** Improving all aspects of the quality of education and ensuring excellence of all so that recognised and measurable learning outcomes are achieved by all, especially in literacy, numeracy and essential life skills.

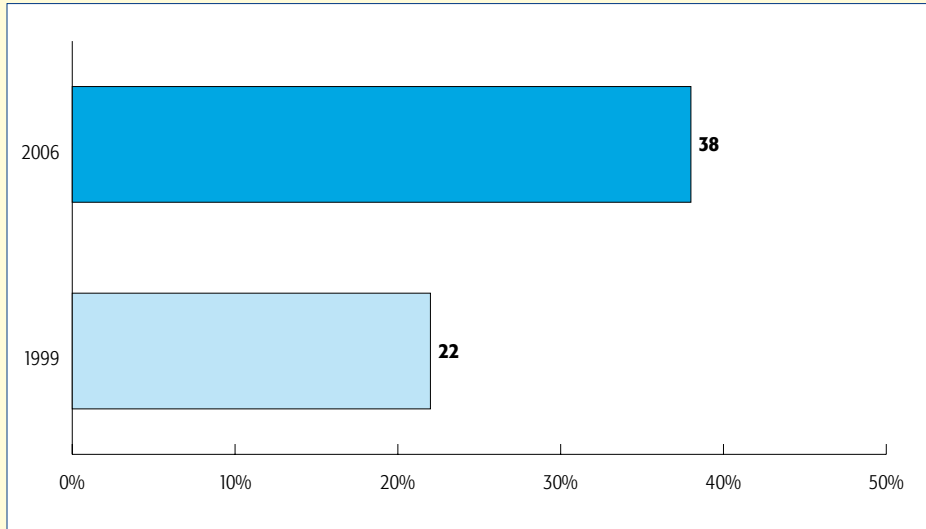
Proxy Indicators of the Quality of Formal Schooling	1999	2006
Percentage of young people (15-24 years) with basic literacy skills	95.9	97.5
School Life Expectancy (expected number of years of formal schooling from primary to tertiary education)	-	-
Pupil/Teacher Ratio in Primary Education	-	23.5
Trained Primary- School teachers as % of total	-	-
Public current expenditure on primary education as % of GNP	-	-

# COMMONWEALTH ASIA OVERVIEW (8 countries)

Total Population: 2,249.86 million (2006) of which 31.6% are under 15 years old (2005)

**EFA Goal 1** Expanding and improving comprehensive early childhood care and education, especially for the most vulnerable and disadvantaged children.

## GER in Pre Primary Education (%)

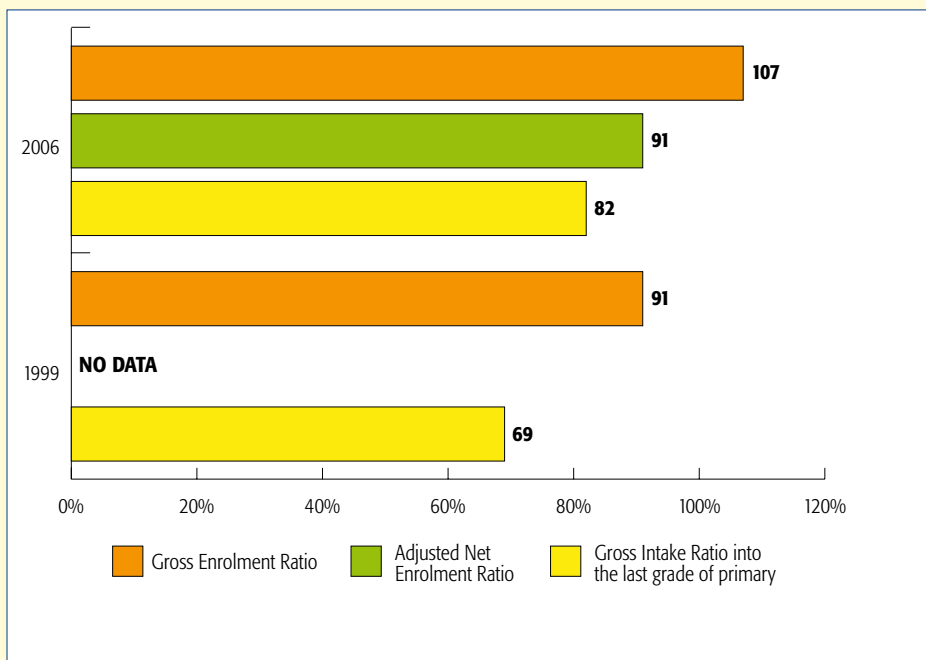


School life expectancy in Pre-primary (2006) = **1.0 year**

**EFA Goal 2** Ensuring that by 2015 all children, particularly girls, children in difficult circumstances and those belonging to ethnic minorities, have access to, and complete, free and compulsory primary education of good quality.

**MDG Goal 2** Achieve UPE - **Target 3** Ensure that, by 2015, children everywhere, boys and girls alike, will be able to complete a full course of primary schooling.

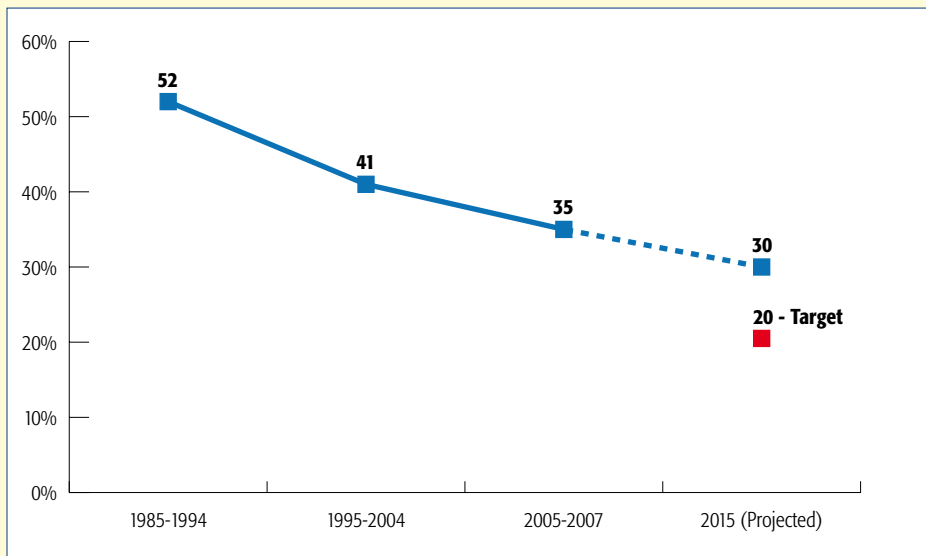
## Primary Education – Access and Participation



**GER > 95%**  
More than **90%** of children of official primary school age are enrolled  
Number of out of school children (2006) = **15,403,000**

**EFA Goal 4** Achieving a 50 per cent improvement in levels of adult literacy by 2015, especially for women, and equitable access to basic and continuing education for all adults.

**Percentage of adults (15-64 years) without basic literacy skills**

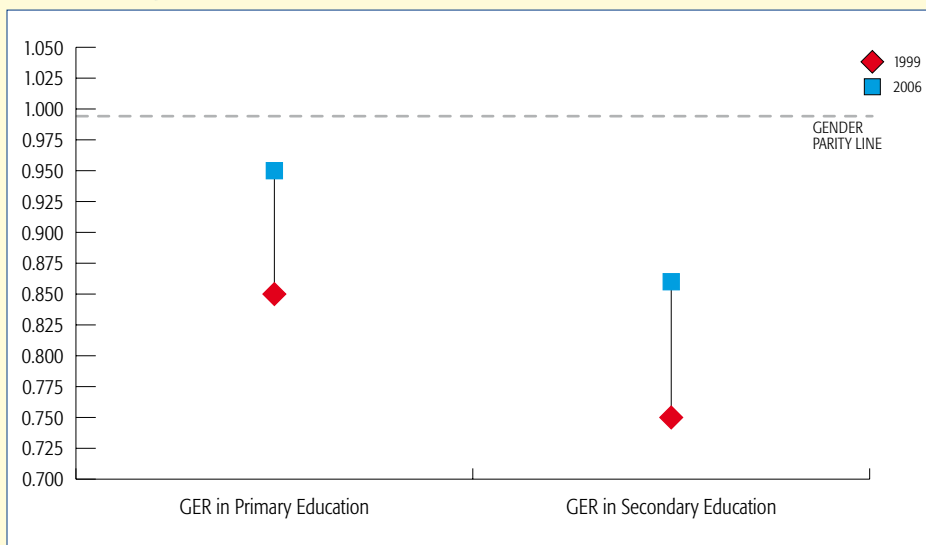


According to current projections, the projected percentage of adults without basic literacy skills by 2015 is **higher** than the estimated EFA target rate.

**EFA Goal 5** Eliminating gender disparities in primary and secondary education by 2005, and achieving gender equality in education by 2015, with a focus on ensuring girls' full and equal access to and achievement in basic education of good quality.

**MDG Goal 3** Promote gender equality and empower women - **Target 1** Eliminate gender disparity in primary and secondary education, preferably by 2005, and in all levels of education no later than 2015.

**Gender Parity Indices (F/M) for Selected Indicators**



Gender **disparity** is to the disadvantage of **girls** in accessing secondary education.

Gender **disparity** is to the disadvantage of **girls** in accessing secondary education.

**EFA Goal 6** Improving all aspects of the quality of education and ensuring excellence of all so that recognised and measurable learning outcomes are achieved by all, especially in literacy, numeracy and essential life skills.

No regional averages available.





# **SUB-SAHARAN AFRICAN COUNTRIES**

**Botswana**

**Cameroon**

**The Gambia**

**Ghana**

**Kenya**

**Lesotho**

**Malawi**

**Mauritius**

**Mozambique**

**Namibia**

**Nigeria**

**Seychelles**

**Sierra Leone**

**South Africa**

**Swaziland**

**Uganda**

**United Republic of Tanzania**

**Zambia**

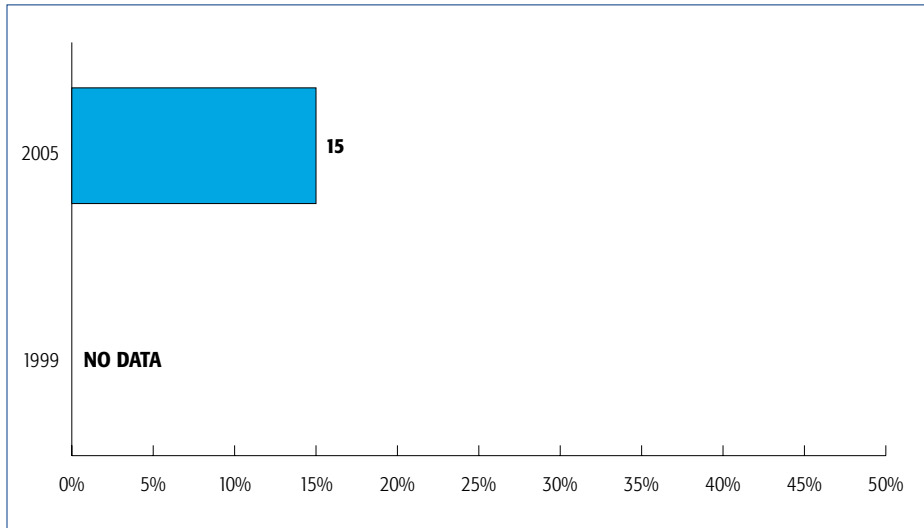
**Commonwealth Sub-Saharan  
Africa Overview**

# BOTSWANA

Total Population: 1.86 million (2006) of which 37.6% are under 15 years old (2005)

**EFA Goal 1** Expanding and improving comprehensive early childhood care and education, especially for the most vulnerable and disadvantaged children.

## GER in Pre Primary Education (%)



Age group (2006):  
**3-5 years old**

Percentage of private provision (2005)  
**= 96%**

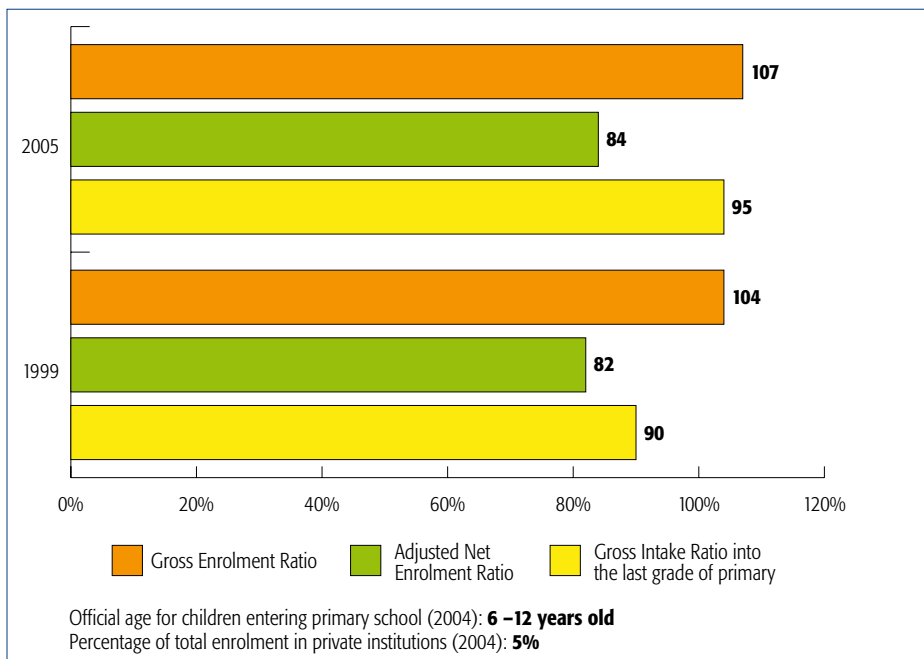
School life expectancy in Pre-primary (2005)  
**= 0.5 years**

% of children under 5 years of age who are underweight (moderate or severe) **= 13%**

**EFA Goal 2** Ensuring that by 2015 all children, particularly girls, children in difficult circumstances and those belonging to ethnic minorities, have access to, and complete, free and compulsory primary education of good quality.

**MDG Goal 2** Achieve UPE - **Target 3** Ensure that, by 2015, children everywhere, boys and girls alike, will be able to complete a full course of primary schooling.

## Primary Education – Access and Participation



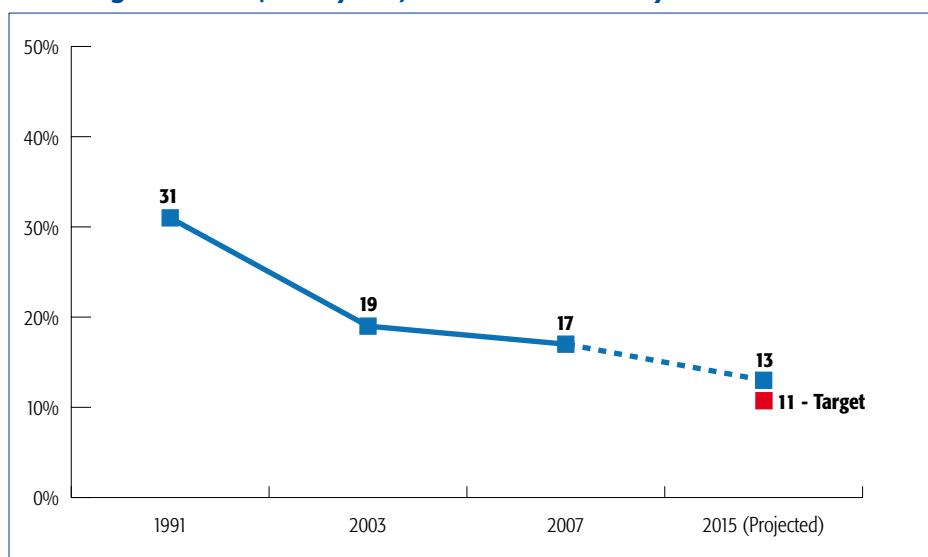
**GER > 95%**

**Less than 90%** of children of official primary school age are enrolled

Number of out of school children (2005)  
**= 49,000**

**EFA Goal 4** Achieving a 50 per cent improvement in levels of adult literacy by 2015, especially for women, and equitable access to basic and continuing education for all adults.

**Percentage of adults (15-64 years) without basic literacy skills**

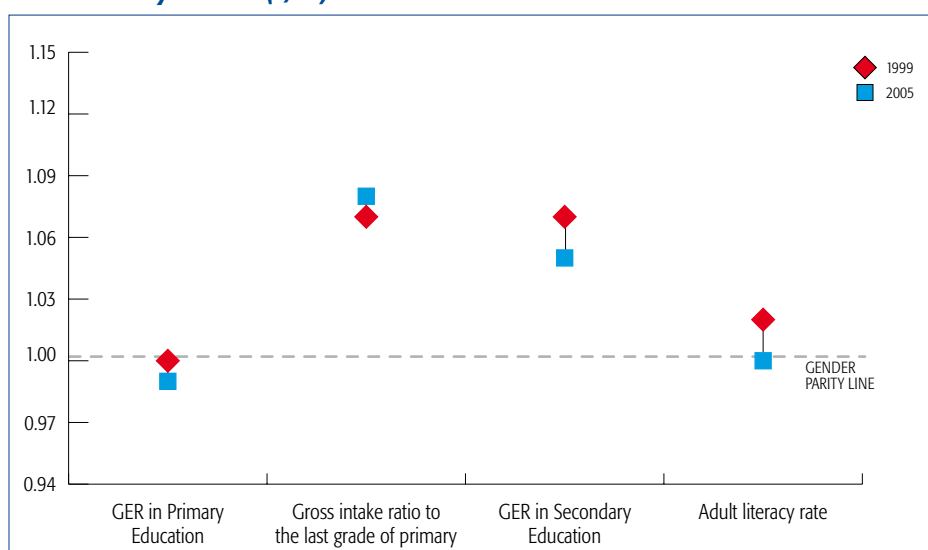


According to current projections, the projected percentage of adults without basic literacy skills by 2015 is two percentage points **higher** than the estimated EFA target rate.

**EFA Goal 5** Eliminating gender disparities in primary and secondary education by 2005, and achieving gender equality in education by 2015, with a focus on ensuring girls' full and equal access to and achievement in basic education of good quality.

**MDG Goal 3** Promote gender equality and empower women - **Target 1** Eliminate gender disparity in primary and secondary education, preferably by 2005, and in all levels of education no later than 2015.

**Gender Parity Indices (F/M) for Selected Indicators**



Gender **parity** has been achieved in accessing primary education

Gender **disparity** is to the disadvantage of **boys** in Gross Intake Ratio to the last grade of primary education.

Gender **disparity** is to the disadvantage of boys in accessing secondary education.

Gender **parity** has been achieved for those adults recorded as being literate.

**EFA Goal 6** Improving all aspects of the quality of education and ensuring excellence of all so that recognised and measurable learning outcomes are achieved by all, especially in literacy, numeracy and essential life skills.

Proxy Indicators of the Quality of Formal Schooling	1999	2005
Percentage of young people (15-24 years) with basic literacy skills	93.9	94.1
School Life Expectancy (expected number of years of formal schooling from primary to tertiary education)	11.5	11.9
Pupil/Teacher Ratio in Primary Education	27.0	24.2
Trained Primary- School teachers as % of total	90.2	86.9
Public current expenditure on primary education as % of GNP	-	1.3*

\* Public current expenditure on primary education as % of GNP is for 2007.

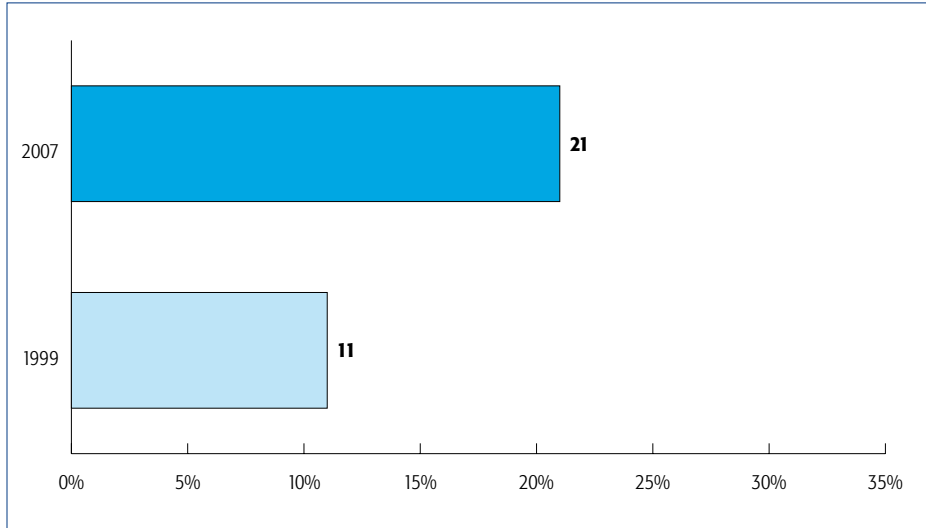


# CAMEROON

Total Population: 18.17 million (2006) of which 41.2% are under 15 years old (2005)

**EFA Goal 1** Expanding and improving comprehensive early childhood care and education, especially for the most vulnerable and disadvantaged children.

## GER in Pre Primary Education (%)



Age group (2007):  
**4-5 years old**

Percentage of private provision (2007)  
**= 62%**

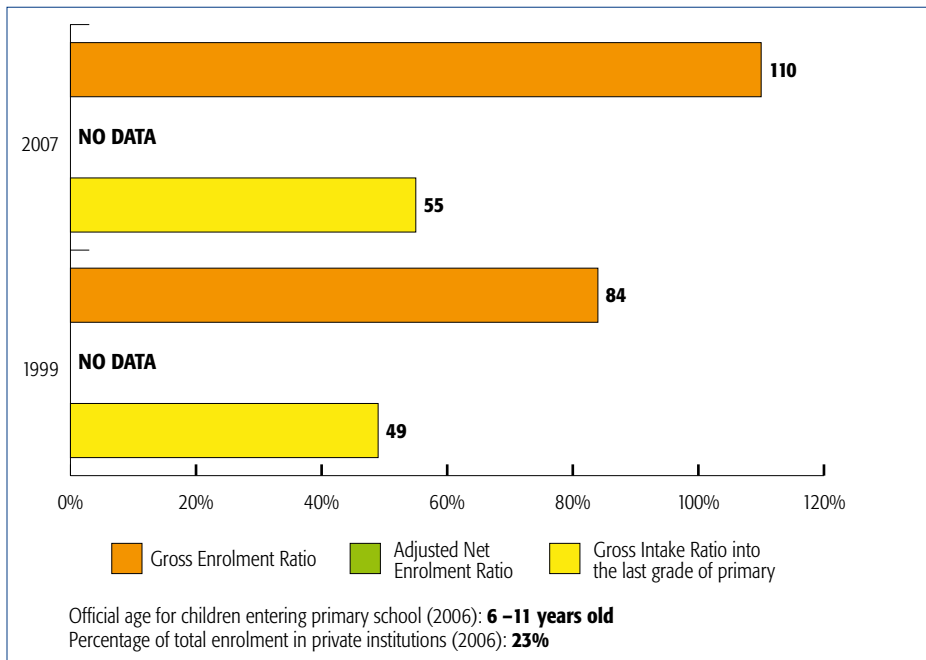
School life expectancy in Pre-primary (2007)  
**= 0.4 years**

% of children under 5 years of age who are underweight (moderate or severe) **= 19%**

**EFA Goal 2** Ensuring that by 2015 all children, particularly girls, children in difficult circumstances and those belonging to ethnic minorities, have access to, and complete, free and compulsory primary education of good quality.

**MDG Goal 2** Achieve UPE - **Target 3** Ensure that, by 2015, children everywhere, boys and girls alike, will be able to complete a full course of primary schooling.

## Primary Education – Access and Participation



**GER > 95%**

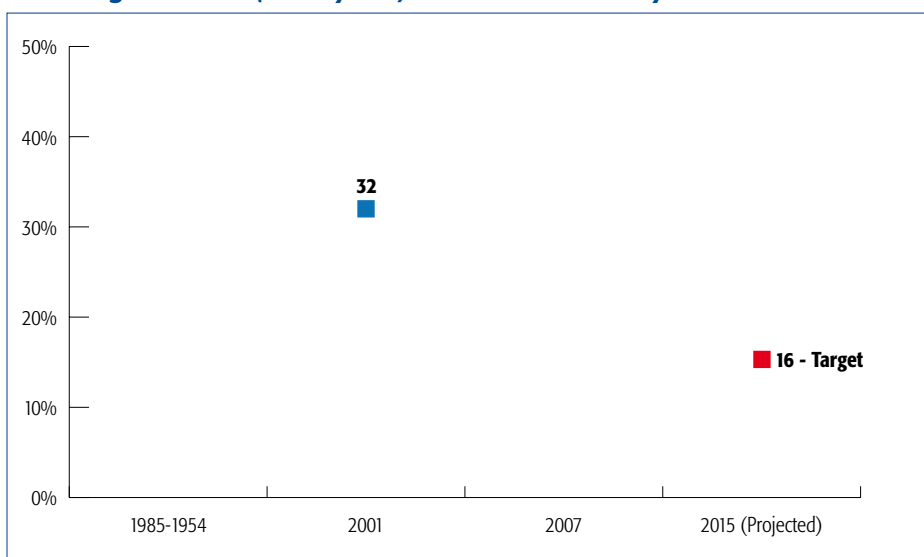
Adjusted NER:  
**= No data available**

Number of out of school children  
**= No data available**

Official age for children entering primary school (2006): **6 – 11 years old**  
Percentage of total enrolment in private institutions (2006): **23%**

**EFA Goal 4** Achieving a 50 per cent improvement in levels of adult literacy by 2015, especially for women, and equitable access to basic and continuing education for all adults.

**Percentage of adults (15-64 years) without basic literacy skills**

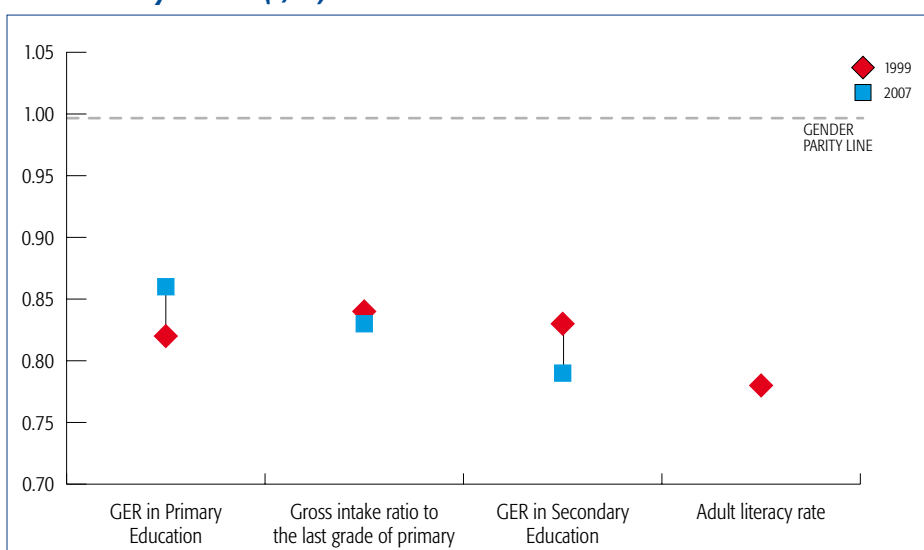


No projections available to evaluate country's prospects to achieve this EFA GOAL

**EFA Goal 5** Eliminating gender disparities in primary and secondary education by 2005, and achieving gender equality in education by 2015, with a focus on ensuring girls' full and equal access to and achievement in basic education of good quality.

**MDG Goal 3** Promote gender equality and empower women - **Target 1** Eliminate gender disparity in primary and secondary education, preferably by 2005, and in all levels of education no later than 2015.

**Gender Parity Indices (F/M) for Selected Indicators**



Gender **disparity** is to the disadvantage of **girls** in accessing primary education.

Gender **disparity** is to the disadvantage of **girls** in Gross Intake Ratio to the last grade of primary education.

Gender **disparity** is to the disadvantage of **girls** in accessing secondary education.

Gender **disparities** for those adults recorded as being literate were to the disadvantage of **women** back in 1999.

**EFA Goal 6** Improving all aspects of the quality of education and ensuring excellence of all so that recognised and measurable learning outcomes are achieved by all, especially in literacy, numeracy and essential life skills.

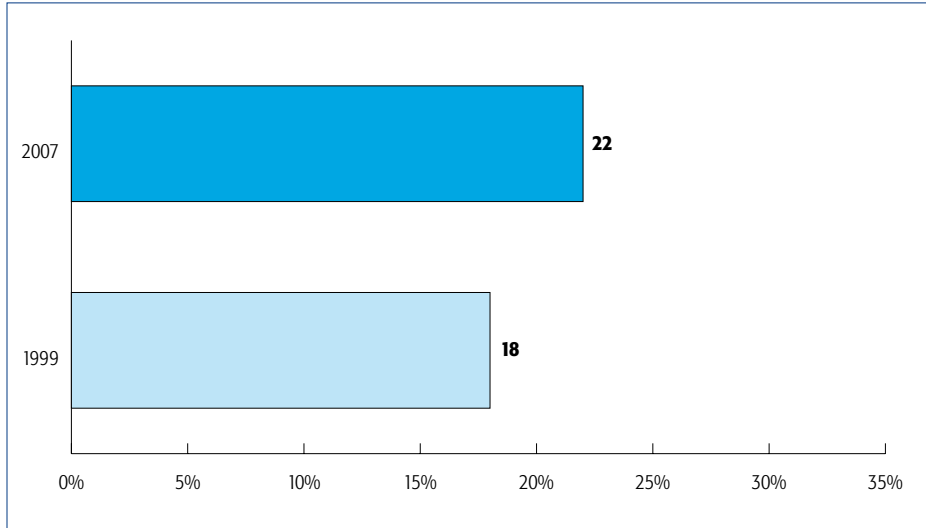
Proxy Indicators of the Quality of Formal Schooling	1999	2007
Percentage of young people (15-24 years) with basic literacy skills	-	-
School Life Expectancy (expected number of years of formal schooling from primary to tertiary education)	7.0	8.8
Pupil/Teacher Ratio in Primary Education	52.0	44.4
Trained Primary- School teachers as % of total	-	36.3
Public current expenditure on primary education as % of GNP	1.0	1.0

# THE GAMBIA

Total Population: 1.66 million (2006) of which 40.1% are under 15 years old (2005)

**EFA Goal 1** Expanding and improving comprehensive early childhood care and education, especially for the most vulnerable and disadvantaged children.

## GER in Pre Primary Education (%)



Age group (2007):  
**3-6 years old**

Percentage of private provision (2007)  
**= 100%**

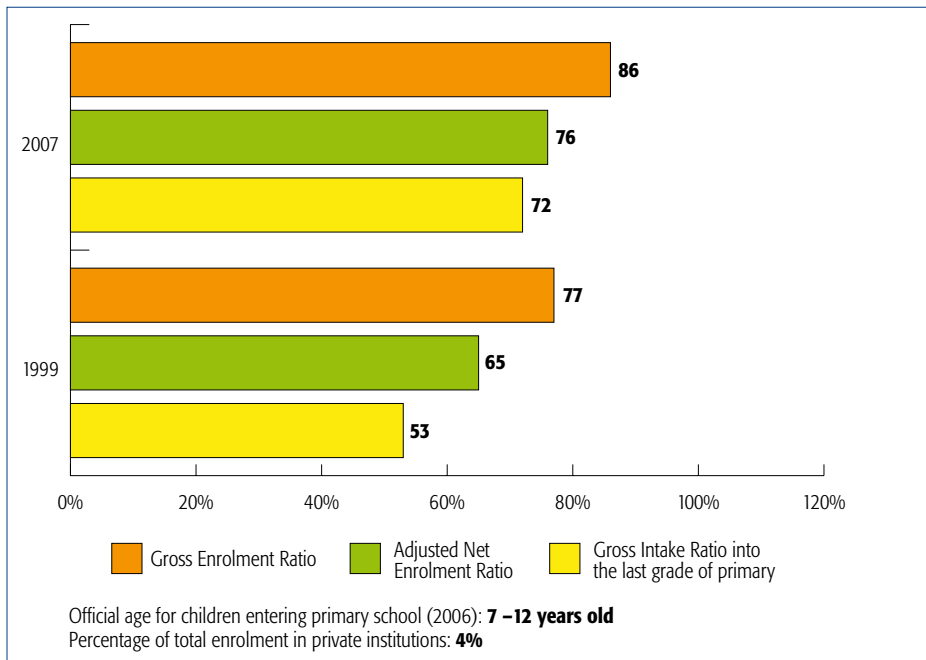
School life expectancy in Pre-primary (2007)  
**= 0.9 years**

% of children under 5 years of age who are underweight (moderate or severe) **= 20%**

**EFA Goal 2** Ensuring that by 2015 all children, particularly girls, children in difficult circumstances and those belonging to ethnic minorities, have access to, and complete, free and compulsory primary education of good quality.

**MDG Goal 2** Achieve UPE - **Target 3** Ensure that, by 2015, children everywhere, boys and girls alike, will be able to complete a full course of primary schooling.

## Primary Education – Access and Participation



**GER > 95%**

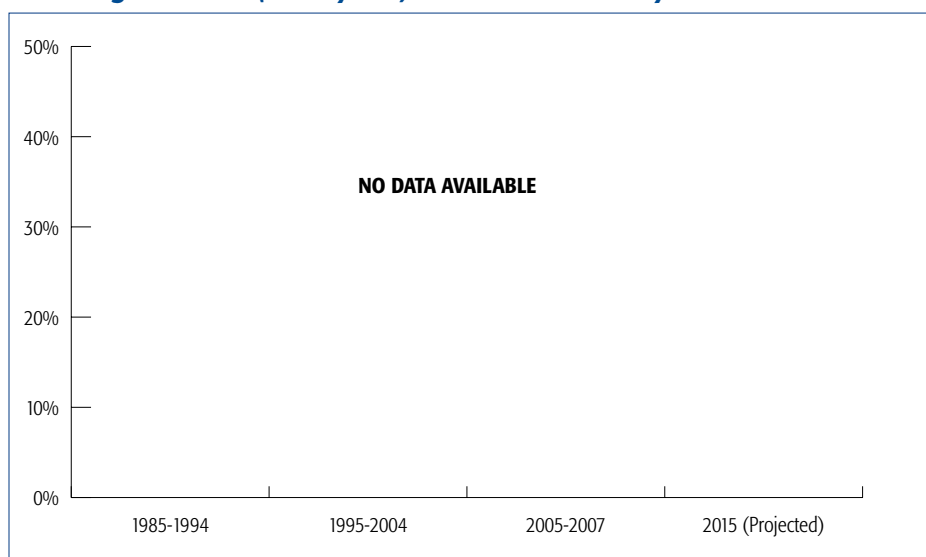
**More than three quarters** of children of official primary school age are enrolled.

Number of out of school children (2007) = **60,556**

Official age for children entering primary school (2006): **7 –12 years old**  
Percentage of total enrolment in private institutions: **4%**

**EFA Goal 4** Achieving a 50 per cent improvement in levels of adult literacy by 2015, especially for women, and equitable access to basic and continuing education for all adults.

**Percentage of adults (15-64 years) without basic literacy skills**

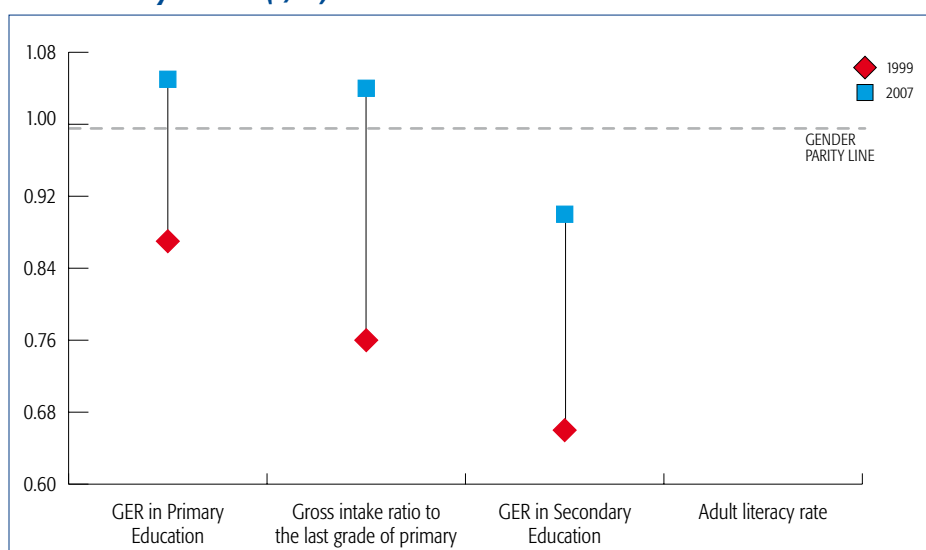


No projections available to evaluate country's prospects to achieve this EFA GOAL

**EFA Goal 5** Eliminating gender disparities in primary and secondary education by 2005, and achieving gender equality in education by 2015, with a focus on ensuring girls' full and equal access to and achievement in basic education of good quality.

**MDG Goal 3** Promote gender equality and empower women - **Target 1** Eliminate gender disparity in primary and secondary education, preferably by 2005, and in all levels of education no later than 2015.

**Gender Parity Indices (F/M) for Selected Indicators**



Gender **disparity** is to the disadvantage of **boys** in accessing primary education

Gender **disparity** is to the disadvantage of **boys** in Gross Intake Ratio to the last grade of primary education.

Gender **disparity** is to the disadvantage of **girls** in accessing secondary education.

No data available for those adults recorded as being literate

**EFA Goal 6** Improving all aspects of the quality of education and ensuring excellence of all so that recognised and measurable learning outcomes are achieved by all, especially in literacy, numeracy and essential life skills.

Proxy Indicators of the Quality of Formal Schooling	1999	2007
Percentage of young people (15-24 years) with basic literacy skills	-	-
School Life Expectancy (expected number of years of formal schooling from primary to tertiary education)	6.7	-
Pupil/Teacher Ratio in Primary Education	32.9	40.9
Trained Primary- School teachers as % of total	72.5	76.3*
Public current expenditure on primary education as % of GNP	-	-

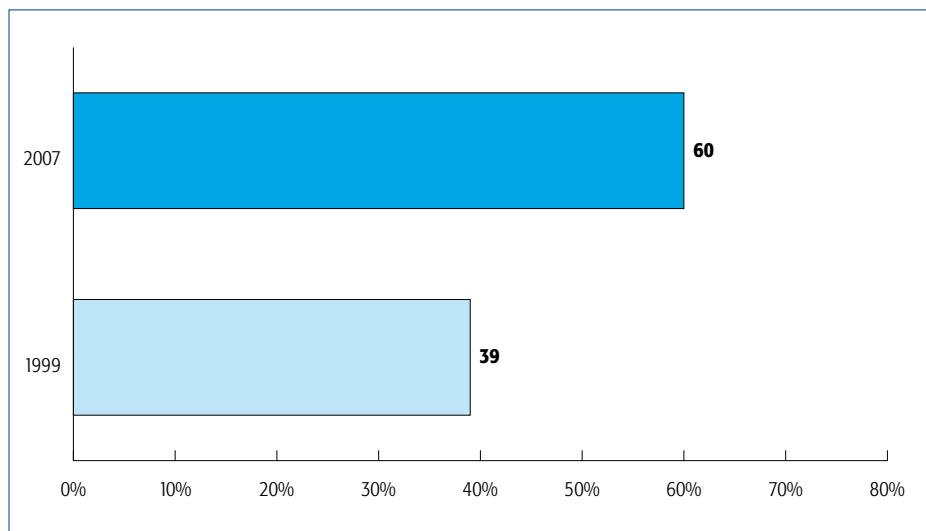
\* Trained Primary- School teachers as % of total corresponds to 2006.

# GHANA

Total Population: 23.00 million (2006) of which 39.0% are under 15 years old (2005)

**EFA Goal 1** Expanding and improving comprehensive early childhood care and education, especially for the most vulnerable and disadvantaged children.

## GER in Pre Primary Education (%)



Age group (2007):  
**3-5 years old**

Percentage of private provision (2007)  
**= 19%**

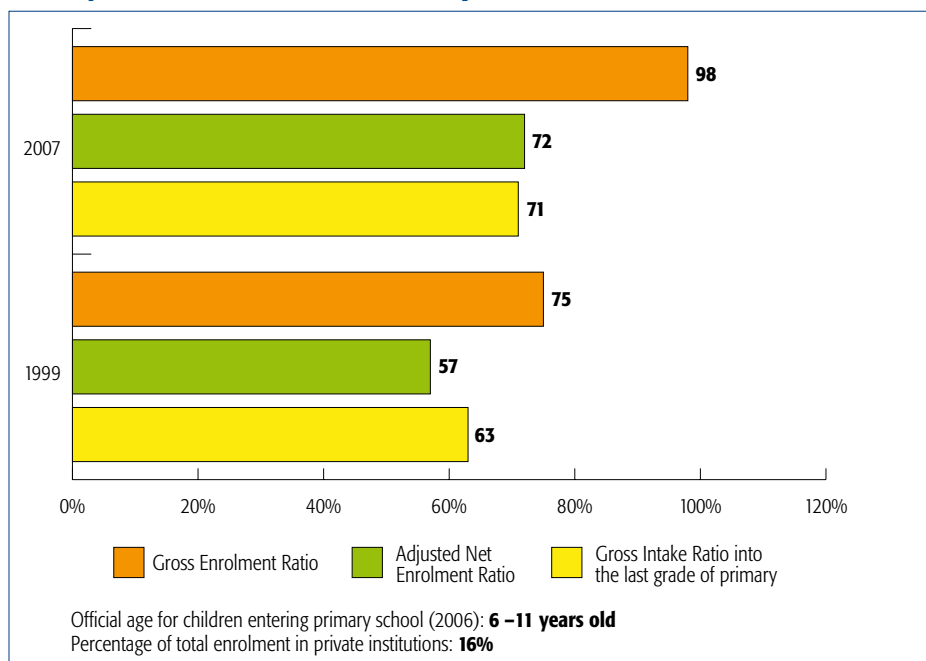
School life expectancy in Pre-primary (2007)  
**= 1.8 years**

% of children under 5 years of age who are underweight (moderate or severe) **= 18%**

**EFA Goal 2** Ensuring that by 2015 all children, particularly girls, children in difficult circumstances and those belonging to ethnic minorities, have access to, and complete, free and compulsory primary education of good quality.

**MDG Goal 2** Achieve UPE - **Target 3** Ensure that, by 2015, children everywhere, boys and girls alike, will be able to complete a full course of primary schooling.

## Primary Education – Access and Participation



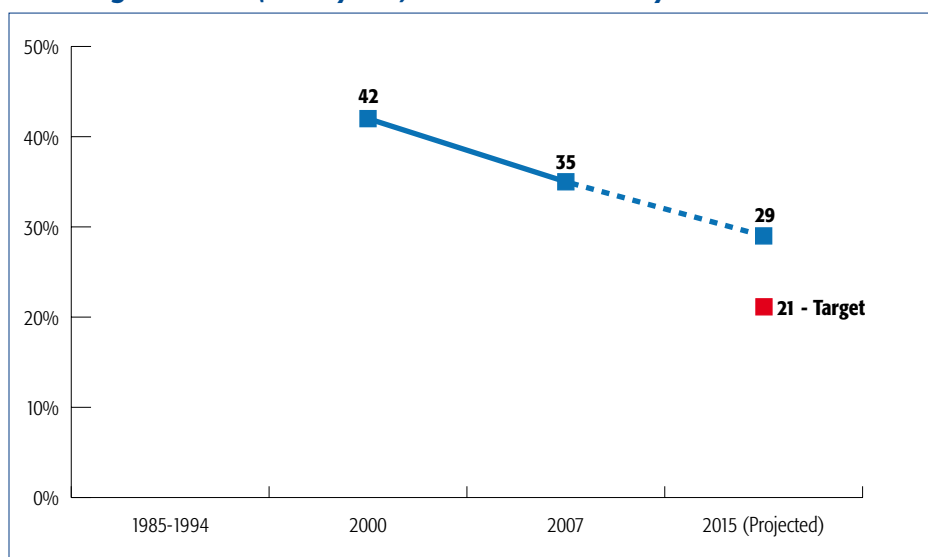
**GER > 95%**

**Almost three quarters** of children of official primary school age are enrolled.

Number of out of school children (2007) = **966,892**

**EFA Goal 4** Achieving a 50 per cent improvement in levels of adult literacy by 2015, especially for women, and equitable access to basic and continuing education for all adults.

**Percentage of adults (15-64 years) without basic literacy skills**

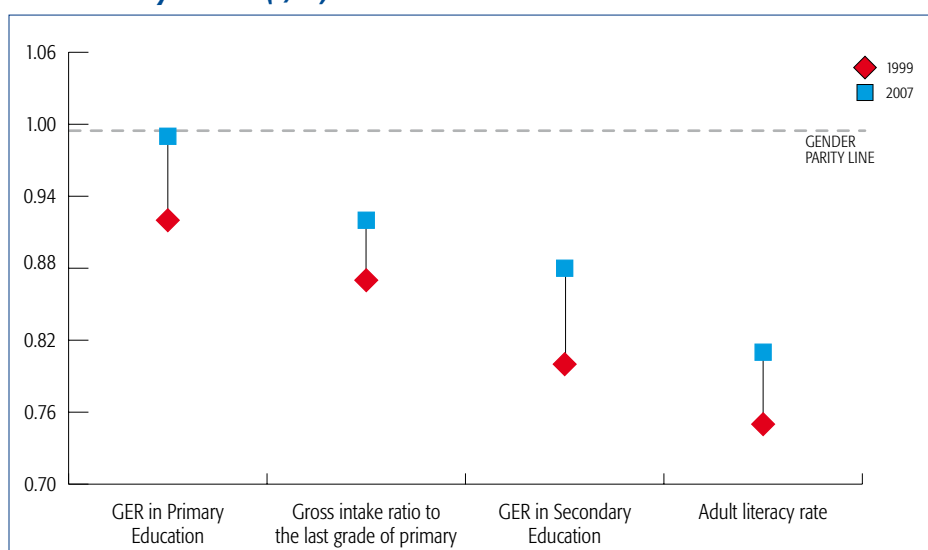


According to current projections, the projected percentage of adults without basic literacy skills by 2015 is eight percentage points **higher** than the estimated EFA target rate.

**EFA Goal 5** Eliminating gender disparities in primary and secondary education by 2005, and achieving gender equality in education by 2015, with a focus on ensuring girls' full and equal access to and achievement in basic education of good quality.

**MDG Goal 3** Promote gender equality and empower women - **Target 1** Eliminate gender disparity in primary and secondary education, preferably by 2005, and in all levels of education no later than 2015.

**Gender Parity Indices (F/M) for Selected Indicators**



Gender **parity** has been achieved in accessing primary education

Gender **disparity** is to the disadvantage of **girls** in Gross Intake Ratio to the last grade of primary education.

Gender **disparity** is to the disadvantage of **girls** in accessing secondary education.

Gender **disparities** for those adults recorded as being literate are to the disadvantage of **women**.

**EFA Goal 6** Improving all aspects of the quality of education and ensuring excellence of all so that recognised and measurable learning outcomes are achieved by all, especially in literacy, numeracy and essential life skills.

Proxy Indicators of the Quality of Formal Schooling	1999	2007
Percentage of young people (15-24 years) with basic literacy skills	70.6	77.8
School Life Expectancy (expected number of years of formal schooling from primary to tertiary education)	-	9.3
Pupil/Teacher Ratio in Primary Education	29.6	35.3
Trained Primary- School teachers as % of total	71.8	56.3*
Public current expenditure on primary education as % of GNP	-	1.6**

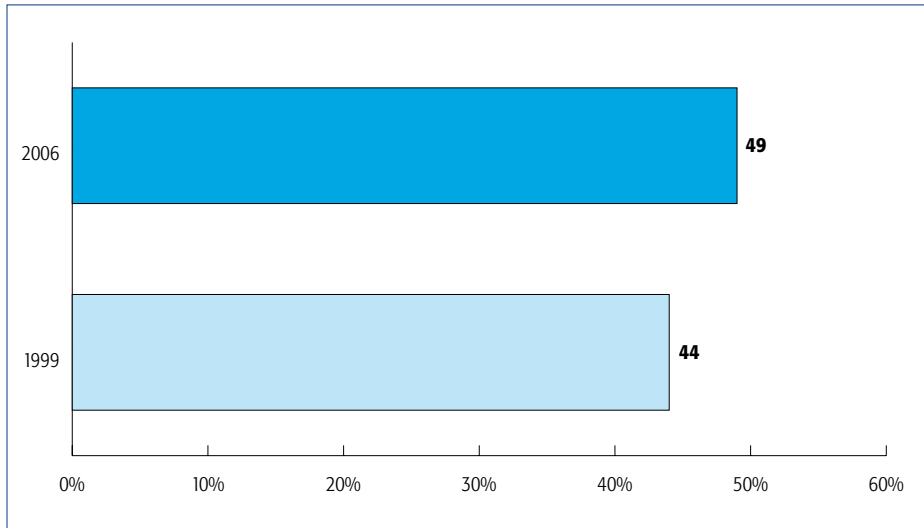
\*Trained Primary School teachers as % of total corresponds to 2006. \*\*Public current expenditure on primary school education as % of GNP corresponds to 2005

# KENYA

Total Population: 36.55 million (2006) of which 42.8% are under 15 years old (2005)

**EFA Goal 1** Expanding and improving comprehensive early childhood care and education, especially for the most vulnerable and disadvantaged children.

## GER in Pre Primary Education (%)



Age group (2007):  
**3-5 years old**

Percentage of private provision (2006)  
**= 35%**

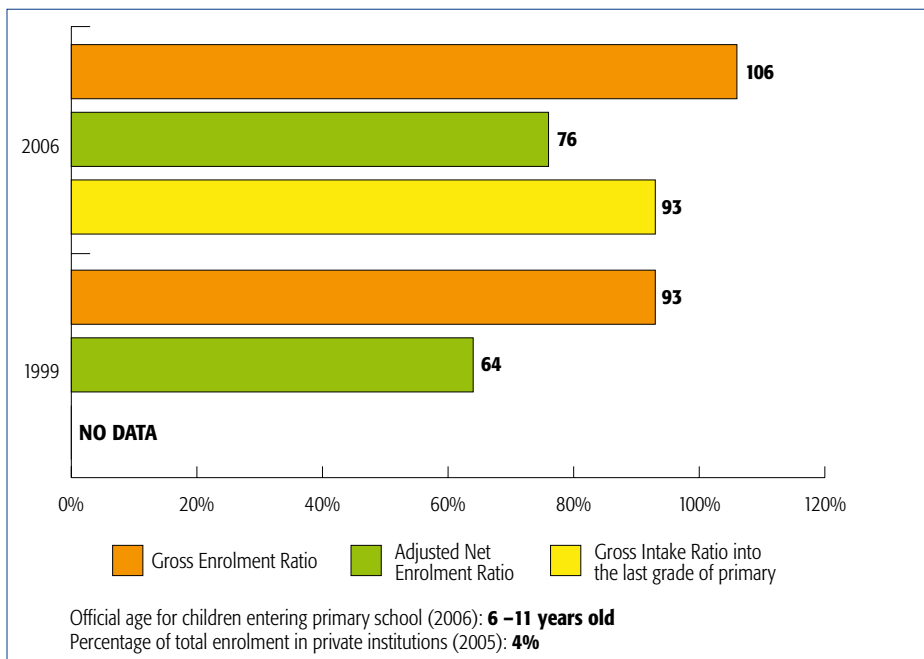
School life expectancy in Pre-primary (2006)  
**= 1.5 years**

% of children under 5 years of age who are underweight (moderate or severe) **= 20%**

**EFA Goal 2** Ensuring that by 2015 all children, particularly girls, children in difficult circumstances and those belonging to ethnic minorities, have access to, and complete, free and compulsory primary education of good quality.

**MDG Goal 2** Achieve UPE - **Target 3** Ensure that, by 2015, children everywhere, boys and girls alike, will be able to complete a full course of primary schooling.

## Primary Education – Access and Participation



**GER > 95%**

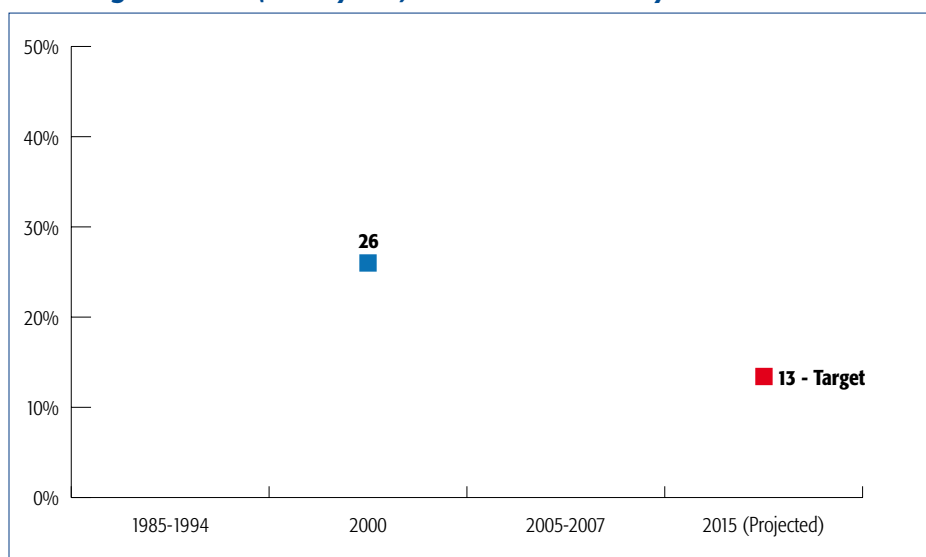
Around **three quarter** of children of official primary school age are enrolled.

Number of out of school children (2006)  
**= 1,370,566**

Official age for children entering primary school (2006): **6 – 11 years old**  
Percentage of total enrolment in private institutions (2005): **4%**

**EFA Goal 4** Achieving a 50 per cent improvement in levels of adult literacy by 2015, especially for women, and equitable access to basic and continuing education for all adults.

**Percentage of adults (15-64 years) without basic literacy skills**

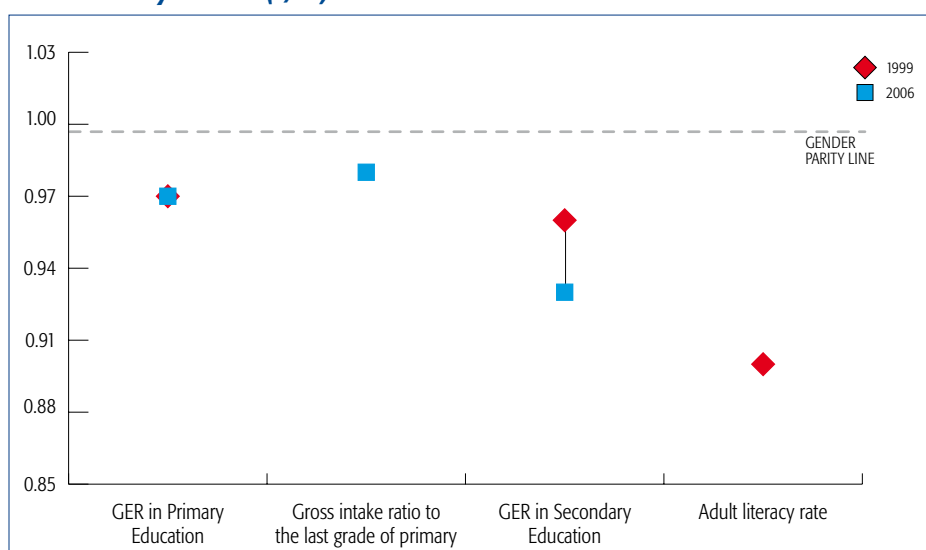


No projections available to evaluate country's prospects to achieve this EFA GOAL

**EFA Goal 5** Eliminating gender disparities in primary and secondary education by 2005, and achieving gender equality in education by 2015, with a focus on ensuring girls' full and equal access to and achievement in basic education of good quality.

**MDG Goal 3** Promote gender equality and empower women - **Target 1** Eliminate gender disparity in primary and secondary education, preferably by 2005, and in all levels of education no later than 2015.

**Gender Parity Indices (F/M) for Selected Indicators**



Gender **parity** has been achieved in accessing primary education

Gender **parity** has been achieved in Gross Intake Ratio to the last grade of primary education.

Gender **disparity** is to the disadvantage of **girls** in accessing secondary education.

Gender **disparities** for those adults recorded as being literate were to the disadvantage of **women** back in 1999

**EFA Goal 6** Improving all aspects of the quality of education and ensuring excellence of all so that recognised and measurable learning outcomes are achieved by all, especially in literacy, numeracy and essential life skills.

Proxy Indicators of the Quality of Formal Schooling	1999	2006
Percentage of young people (15-24 years) with basic literacy skills	80.32	-
School Life Expectancy (expected number of years of formal schooling from primary to tertiary education)	-	-
Pupil/Teacher Ratio in Primary Education	32.2	39.5*
Trained Primary- School teachers as % of total	-	-
Public current expenditure on primary education as % of GNP	-	3.6

\* Pupil/Teacher Ratio in Primary Education corresponds to 2005.

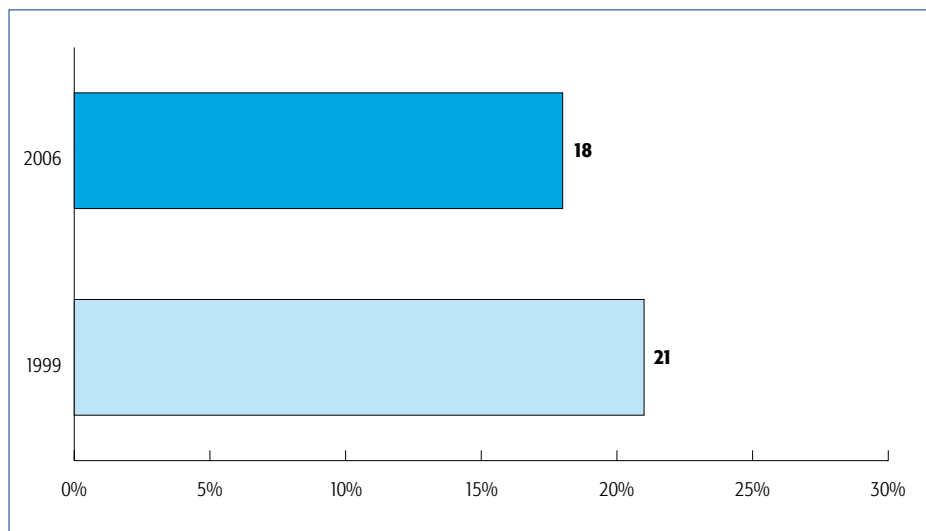


# LESOTHO

Total Population: 1.99 million (2006) of which 38.6% are under 15 years old (2005)

**EFA Goal 1** Expanding and improving comprehensive early childhood care and education, especially for the most vulnerable and disadvantaged children.

## GER in Pre Primary Education (%)



Age group (2007):  
**3-5 years old**

Percentage of private provision (2006)  
**= 100%**

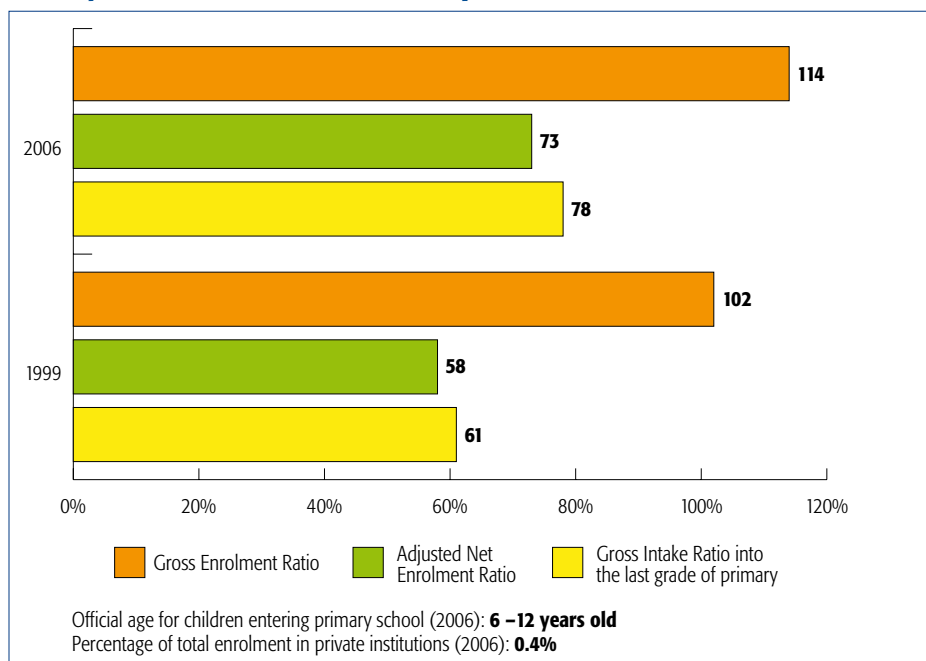
School life expectancy in Pre-primary  
**= 0.5 years**

% of children under 5 years of age who are underweight (moderate or severe) **= 20%**

**EFA Goal 2** Ensuring that by 2015 all children, particularly girls, children in difficult circumstances and those belonging to ethnic minorities, have access to, and complete, free and compulsory primary education of good quality.

**MDG Goal 2** Achieve UPE - **Target 3** Ensure that, by 2015, children everywhere, boys and girls alike, will be able to complete a full course of primary schooling.

## Primary Education – Access and Participation



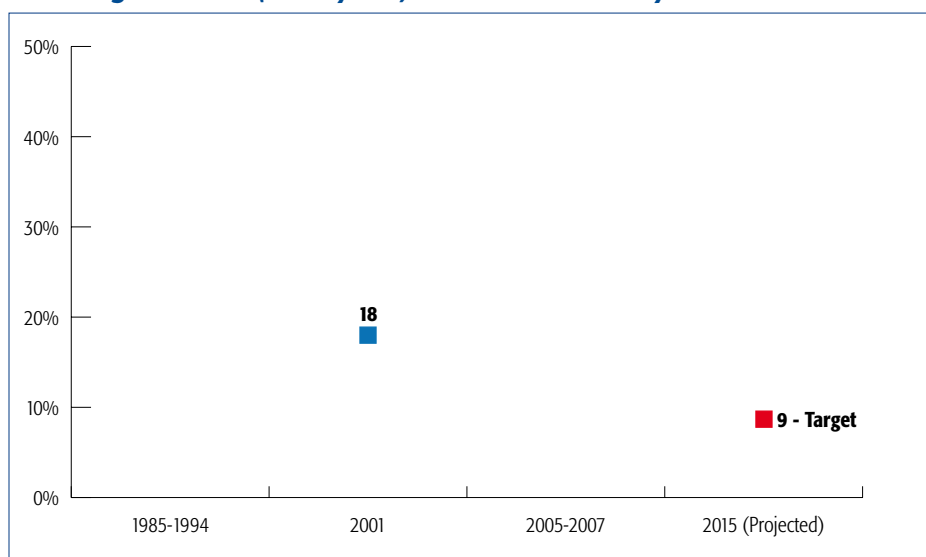
**GER > 95%**

Around **three quarters** of children of official primary school age are enrolled.

Number of out of school children (2006)  
**= 101,000**

**EFA Goal 4** Achieving a 50 per cent improvement in levels of adult literacy by 2015, especially for women, and equitable access to basic and continuing education for all adults.

**Percentage of adults (15-64 years) without basic literacy skills**

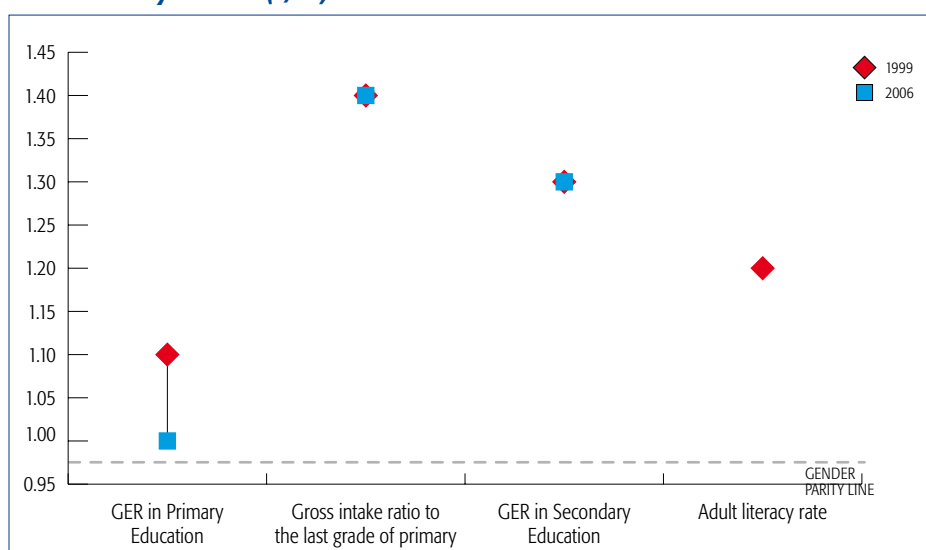


No projections available to evaluate country's prospects to achieve this EFA GOAL

**EFA Goal 5** Eliminating gender disparities in primary and secondary education by 2005, and achieving gender equality in education by 2015, with a focus on ensuring girls' full and equal access to and achievement in basic education of good quality.

**MDG Goal 3** Promote gender equality and empower women - **Target 1** Eliminate gender disparity in primary and secondary education, preferably by 2005, and in all levels of education no later than 2015.

**Gender Parity Indices (F/M) for Selected Indicators**



Gender **parity** has been achieved in accessing primary education

Gender **disparity** is to the disadvantage of **boys** in Gross Intake Ratio to the last grade of primary education.

Gender **disparity** is to the disadvantage of **boys** in accessing secondary education.

Gender **disparities** for those adults recorded as being literate were to the disadvantage of **men** back in 1999

**EFA Goal 6** Improving all aspects of the quality of education and ensuring excellence of all so that recognised and measurable learning outcomes are achieved by all, especially in literacy, numeracy and essential life skills.

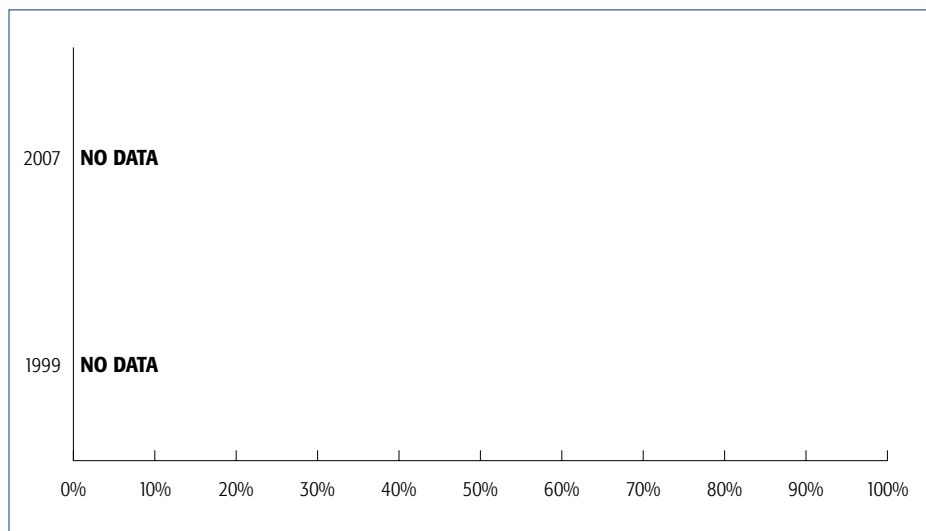
Proxy Indicators of the Quality of Formal Schooling	1999	2006
Percentage of young people (15-24 years) with basic literacy skills	-	-
School Life Expectancy (expected number of years of formal schooling from primary to tertiary education)	9.2	10.3
Pupil/Teacher Ratio in Primary Education	44.4	40.4
Trained Primary- School teachers as % of total	78.0	66.1
Public current expenditure on primary education as % of GNP	3.2	3.8

# MAURITIUS

Total Population: 1.25 million (2006) of which 24.6% are under 15 years old (2005)

**EFA Goal 1** Expanding and improving comprehensive early childhood care and education, especially for the most vulnerable and disadvantaged children.

## GER in Pre Primary Education (%)



Age group (2007):  
**3-4 years old**

Percentage of private provision (2007) = **82%**

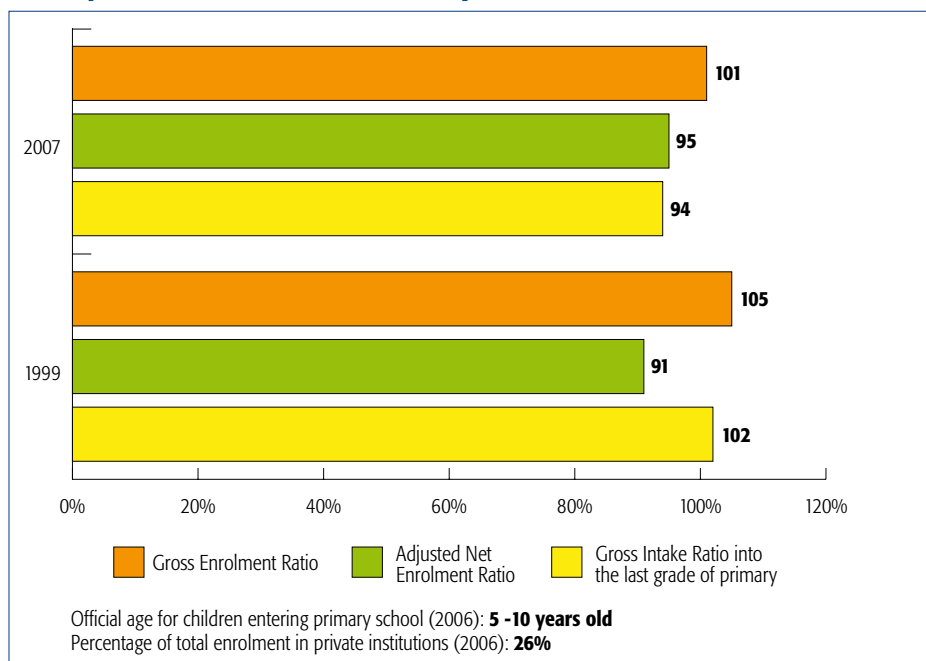
School life expectancy in Pre-primary (2007) = **2.0 years**

% of children under 5 years of age who are underweight (moderate or severe) = **15%**

**EFA Goal 2** Ensuring that by 2015 all children, particularly girls, children in difficult circumstances and those belonging to ethnic minorities, have access to, and complete, free and compulsory primary education of good quality.

**MDG Goal 2** Achieve UPE - **Target 3** Ensure that, by 2015, children everywhere, boys and girls alike, will be able to complete a full course of primary schooling.

## Primary Education – Access and Participation



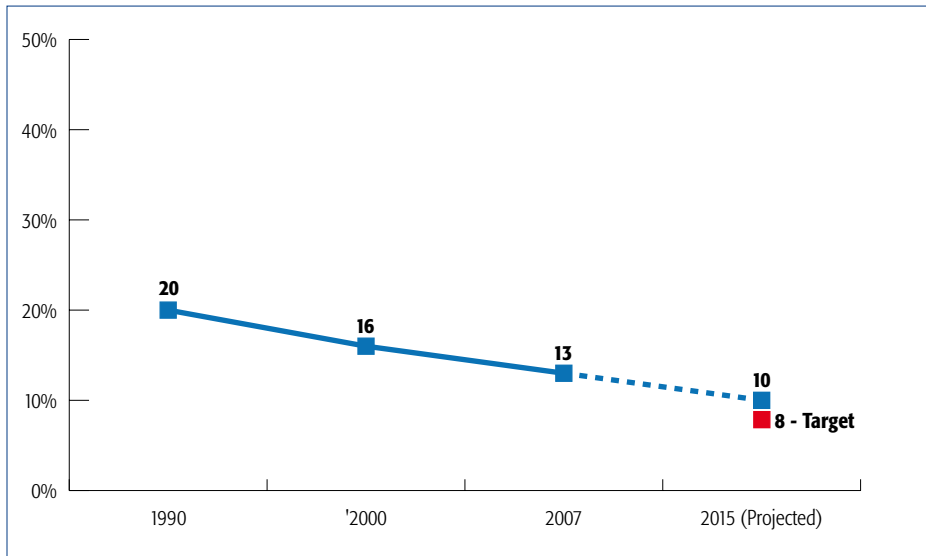
**GER > 95%**

**Ninety five percent** of children of official primary school age are enrolled.

Number of out of school children (2007) = **5,400**

**EFA Goal 4** Achieving a 50 per cent improvement in levels of adult literacy by 2015, especially for women, and equitable access to basic and continuing education for all adults.

**Percentage of adults (15-64 years) without basic literacy skills**

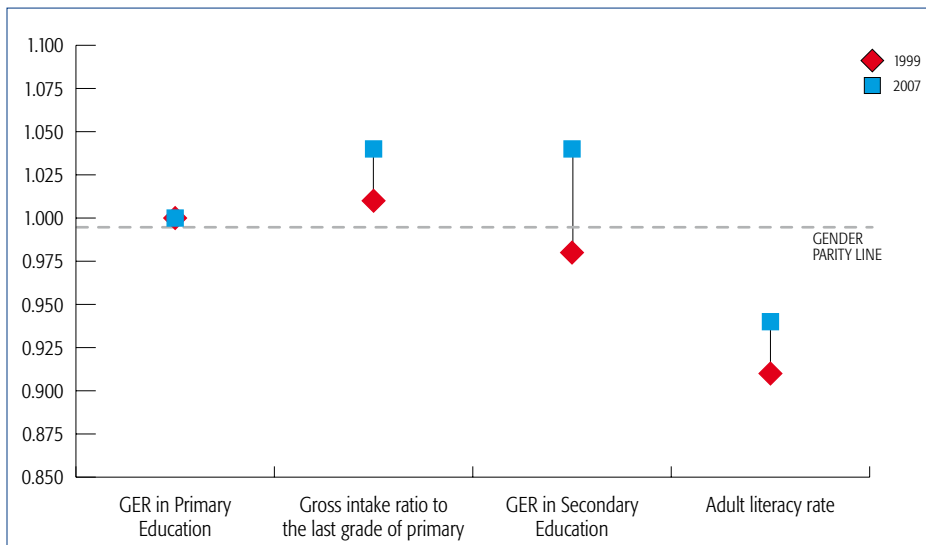


According to current projections, the projected percentage of adults without basic literacy skills by 2015 is two percentage points **higher** than the estimated EFA target rate.

**EFA Goal 5** Eliminating gender disparities in primary and secondary education by 2005, and achieving gender equality in education by 2015, with a focus on ensuring girls' full and equal access to and achievement in basic education of good quality.

**MDG Goal 3** Promote gender equality and empower women - **Target 1** Eliminate gender disparity in primary and secondary education, preferably by 2005, and in all levels of education no later than 2015.

**Gender Parity Indices (F/M) for Selected Indicators**



Gender **parity** has been achieved in accessing primary education

Gender **parity** has been achieved in Gross Intake Ratio to the last grade of primary education.

Gender **disparity** is to the disadvantage of **boys** in accessing secondary education.

Gender **disparities** for those adults recorded as being literate are to the disadvantage of **women**.

**EFA Goal 6** Improving all aspects of the quality of education and ensuring excellence of all so that recognised and measurable learning outcomes are achieved by all, especially in literacy, numeracy and essential life skills.

Proxy Indicators of the Quality of Formal Schooling	1999	2005
Percentage of young people (15-24 years) with basic literacy skills	94.5	96.2
School Life Expectancy (expected number of years of formal schooling from primary to tertiary education)	12.1	13.5*
Pupil/Teacher Ratio in Primary Education	26.1	21.5
Trained Primary- School teachers as % of total	100.0	100.0
Public current expenditure on primary education as % of GNP	1.2	1.0**

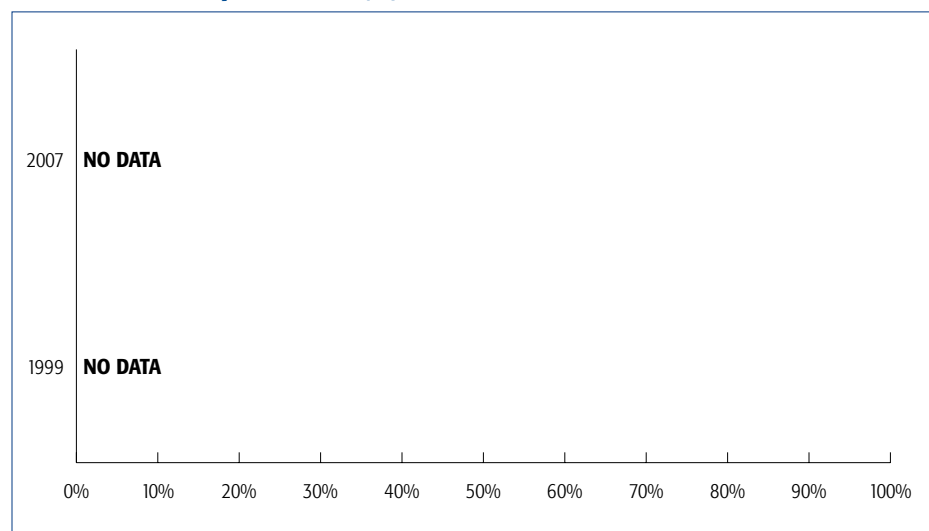
\* School Life Expectancy corresponds to 2005. \*\*Public current expenditure on primary education as % of GNP corresponds to 2006.

# MOZAMBIQUE

Total Population: 20.97 million (2006) of which 24.6% are under 15 years old (2005)

**EFA Goal 1** Expanding and improving comprehensive early childhood care and education, especially for the most vulnerable and disadvantaged children.

## GER in Pre Primary Education (%)



Age group (2007):  
**3-5 years old**

Percentage of private provision = **No Data**

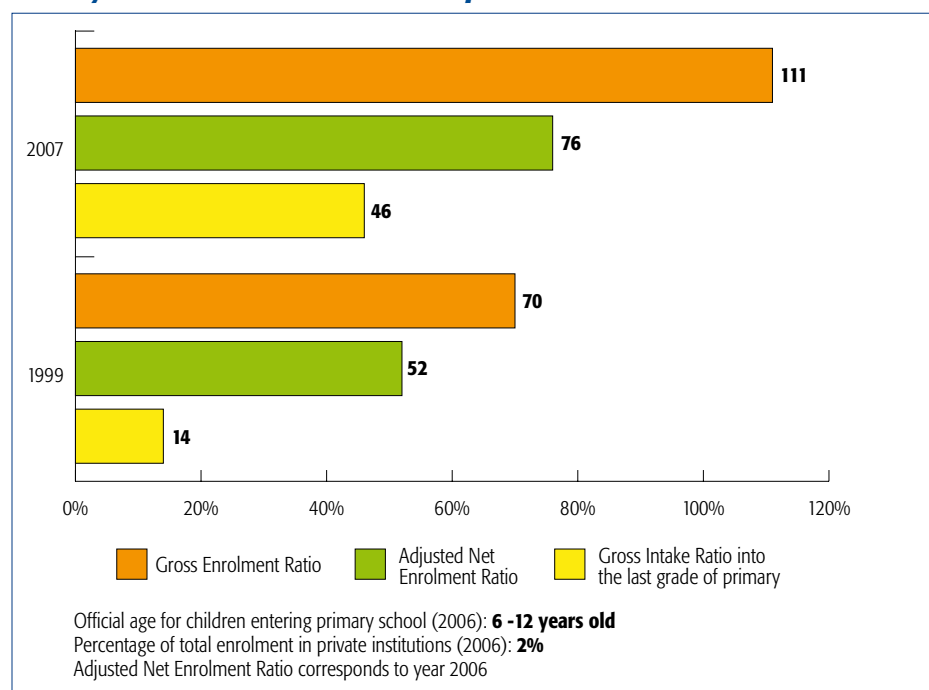
School life expectancy in Pre-primary = **No Data**

% of children under 5 years of age who are underweight (moderate or severe) = **24%**

**EFA Goal 2** Ensuring that by 2015 all children, particularly girls, children in difficult circumstances and those belonging to ethnic minorities, have access to, and complete, free and compulsory primary education of good quality.

**MDG Goal 2** Achieve UPE - **Target 3** Ensure that, by 2015, children everywhere, boys and girls alike, will be able to complete a full course of primary schooling.

## Primary Education – Access and Participation



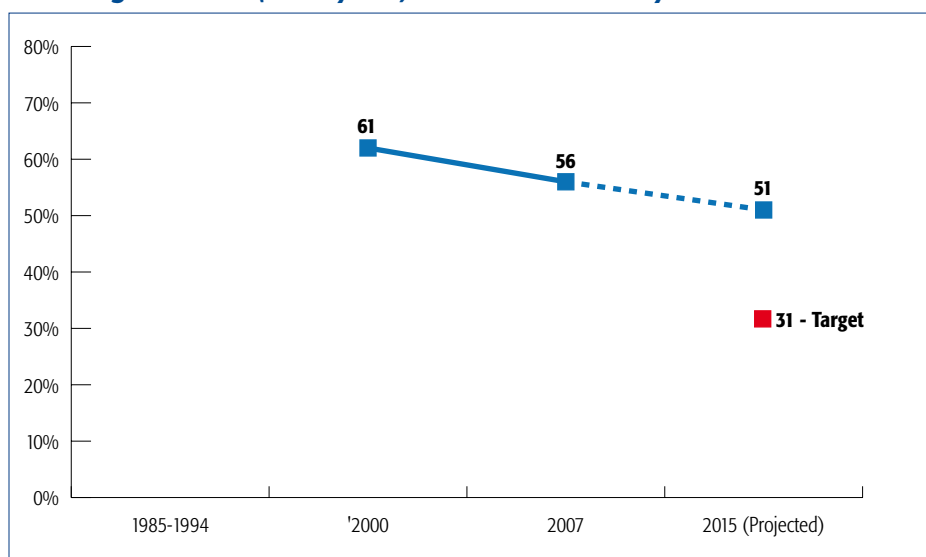
**GER > 95%**

**Seventy percent** of children of official primary school age are enrolled.

Number of out of school children (2006) = **954,000**

**EFA Goal 4** Achieving a 50 per cent improvement in levels of adult literacy by 2015, especially for women, and equitable access to basic and continuing education for all adults.

**Percentage of adults (15-64 years) without basic literacy skills**

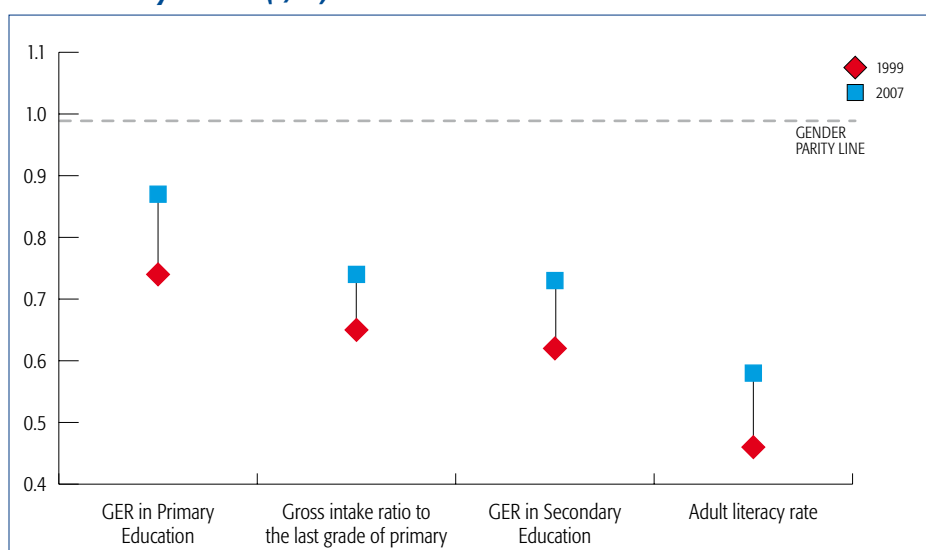


According to current projections, the projected percentage of adults without basic literacy skills by 2015 is twenty percentage points **higher** than the estimated EFA target rate.

**EFA Goal 5** Eliminating gender disparities in primary and secondary education by 2005, and achieving gender equality in education by 2015, with a focus on ensuring girls' full and equal access to and achievement in basic education of good quality.

**MDG Goal 3** Promote gender equality and empower women - **Target 1** Eliminate gender disparity in primary and secondary education, preferably by 2005, and in all levels of education no later than 2015.

**Gender Parity Indices (F/M) for Selected Indicators**



Gender **disparity** is to the disadvantage of **girls** in accessing primary education

Gender **disparity** is to the disadvantage of **girls** in Gross Intake Ratio to the last grade of primary education.

Gender **disparity** is to the disadvantage of **girls** in accessing secondary education.

Gender **disparities** for those adults recorded as being literate are to the disadvantage of **women**.

**EFA Goal 6** Improving all aspects of the quality of education and ensuring excellence of all so that recognised and measurable learning outcomes are achieved by all, especially in literacy, numeracy and essential life skills.

Proxy Indicators of the Quality of Formal Schooling	1999	2005
Percentage of young people (15-24 years) with basic literacy skills	46.9	52.9
School Life Expectancy (expected number of years of formal schooling from primary to tertiary education)	5.4	8.3*
Pupil/Teacher Ratio in Primary Education	61.5	64.8
Trained Primary- School teachers as % of total	-	63.2
Public current expenditure on primary education as % of GNP	-	2.4

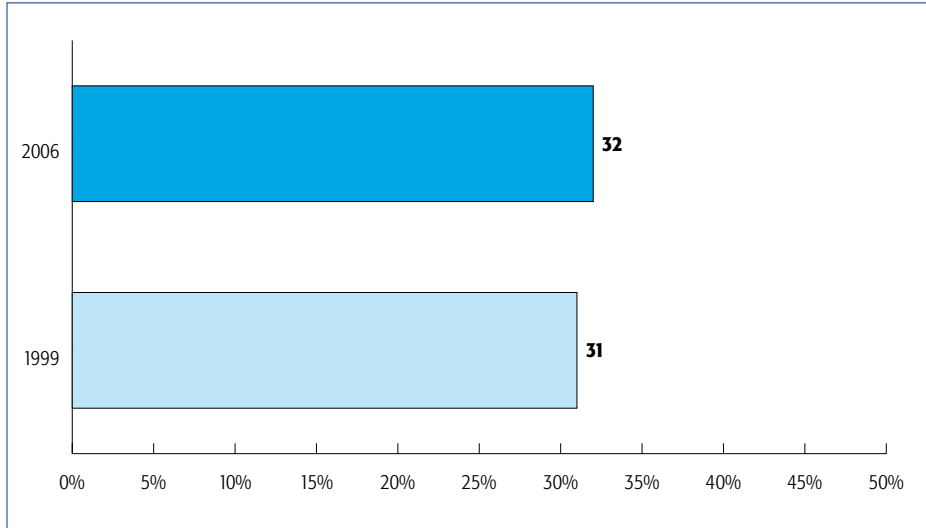
\* School Life Expectancy corresponds to 2005.

# NAMIBIA

Total Population: 2.05 million (2006) of which 41.5% are under 15 years old (2005)

**EFA Goal 1** Expanding and improving comprehensive early childhood care and education, especially for the most vulnerable and disadvantaged children.

## GER in Pre Primary Education (%)



Age group (2007):  
**5-6 years old**

Percentage of private provision = **No Data**

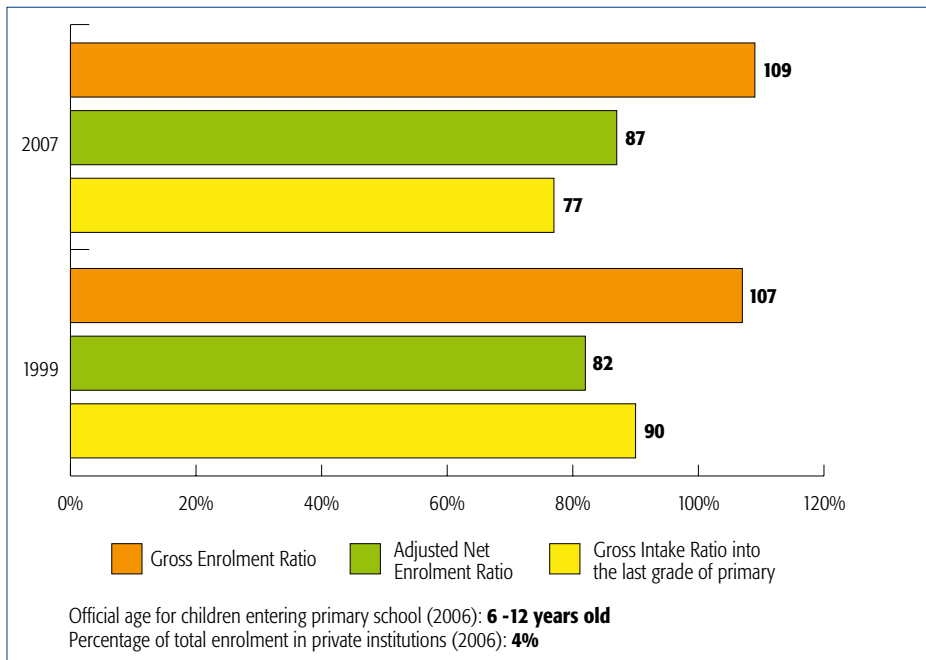
School life expectancy in Pre-primary = **0.6 years**

% of children under 5 years of age who are underweight (moderate or severe) = **24%**

**EFA Goal 2** Ensuring that by 2015 all children, particularly girls, children in difficult circumstances and those belonging to ethnic minorities, have access to, and complete, free and compulsory primary education of good quality.

**MDG Goal 2** Achieve UPE - **Target 3** Ensure that, by 2015, children everywhere, boys and girls alike, will be able to complete a full course of primary schooling.

## Primary Education – Access and Participation



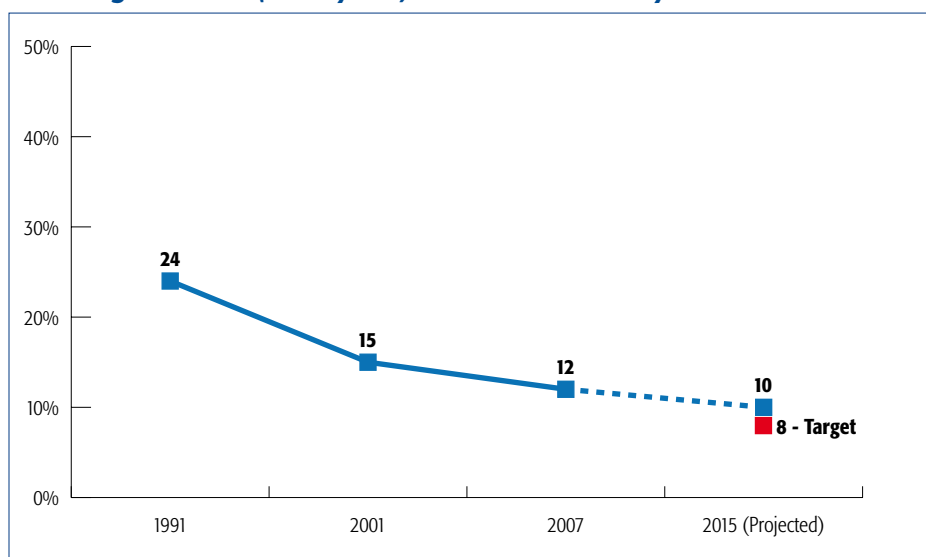
**GER > 95%**

**Around 90%** of children of official primary school age are enrolled.

Number of out of school children (2007) = **51,000**

**EFA Goal 4** Achieving a 50 per cent improvement in levels of adult literacy by 2015, especially for women, and equitable access to basic and continuing education for all adults.

**Percentage of adults (15-64 years) without basic literacy skills**

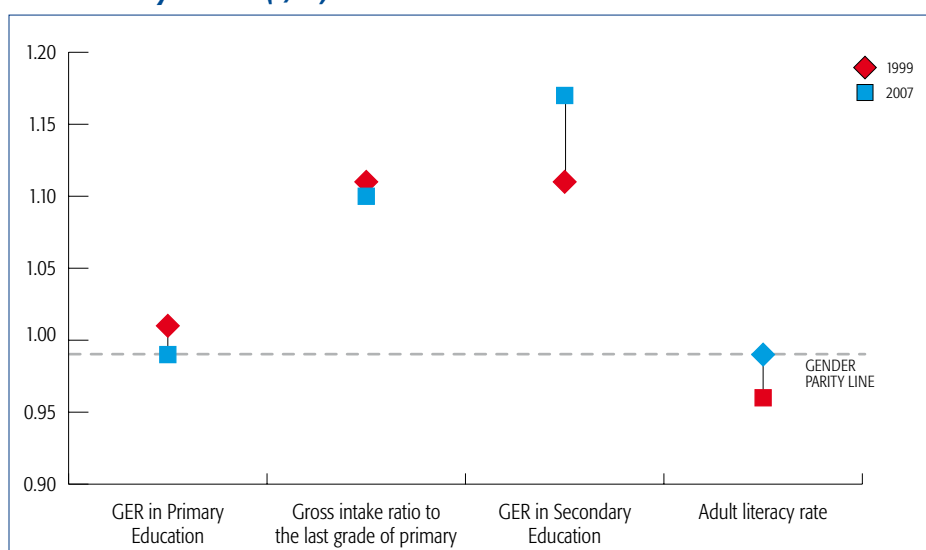


According to current projections, the projected percentage of adults without basic literacy skills by 2015 is two percentage points **higher** than the estimated EFA target rate.

**EFA Goal 5** Eliminating gender disparities in primary and secondary education by 2005, and achieving gender equality in education by 2015, with a focus on ensuring girls' full and equal access to and achievement in basic education of good quality.

**MDG Goal 3** Promote gender equality and empower women - **Target 1** Eliminate gender disparity in primary and secondary education, preferably by 2005, and in all levels of education no later than 2015.

**Gender Parity Indices (F/M) for Selected Indicators**



Gender **parity** has been achieved in accessing primary education

Gender **disparity** is to the disadvantage of **boys** in Gross Intake Ratio to the last grade of primary education.

Gender **disparity** is to the disadvantage of **boys** in accessing secondary education.

Gender **parity** has been achieved for those adults recorded as being literate.

**EFA Goal 6** Improving all aspects of the quality of education and ensuring excellence of all so that recognised and measurable learning outcomes are achieved by all, especially in literacy, numeracy and essential life skills.

Proxy Indicators of the Quality of Formal Schooling	1999	2005
Percentage of young people (15-24 years) with basic literacy skills	92.3	92.7
School Life Expectancy (expected number of years of formal schooling from primary to tertiary education)	-	10.8*
Pupil/Teacher Ratio in Primary Education	31.8	29.9
Trained Primary- School teachers as % of total	29.3	94.8
Public current expenditure on primary education as % of GNP	4.4	-

\* School Life Expectancy corresponds to 2006.

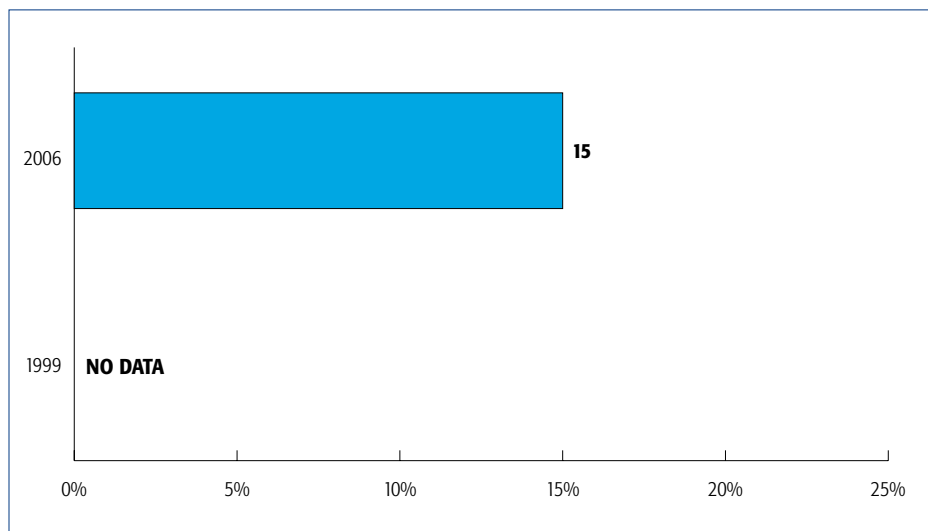


# NIGERIA

Total Population: 144.7 million (2006) of which 44.3% are under 15 years old (2005)

**EFA Goal 1** Expanding and improving comprehensive early childhood care and education, especially for the most vulnerable and disadvantaged children.

## GER in Pre Primary Education (%)

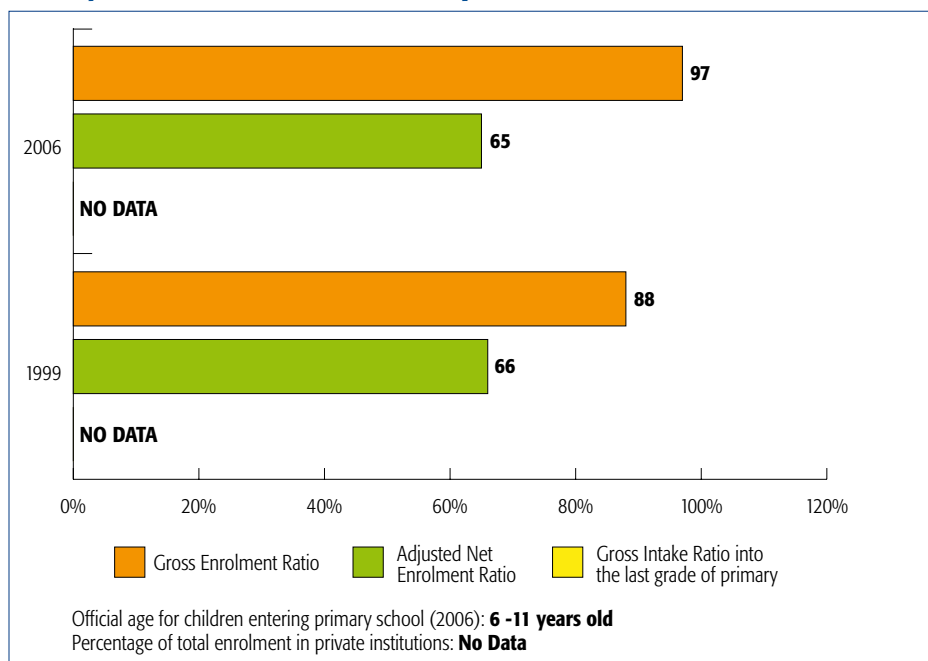


Age group (2007): **3-5 years old**  
 Percentage of private provision = **No Data**  
 School life expectancy in Pre-primary (2006) = **0.5 years**  
 % of children under 5 years of age who are underweight (moderate or severe) = **29%**

**EFA Goal 2** Ensuring that by 2015 all children, particularly girls, children in difficult circumstances and those belonging to ethnic minorities, have access to, and complete, free and compulsory primary education of good quality.

**MDG Goal 2** Achieve UPE - **Target 3** Ensure that, by 2015, children everywhere, boys and girls alike, will be able to complete a full course of primary schooling.

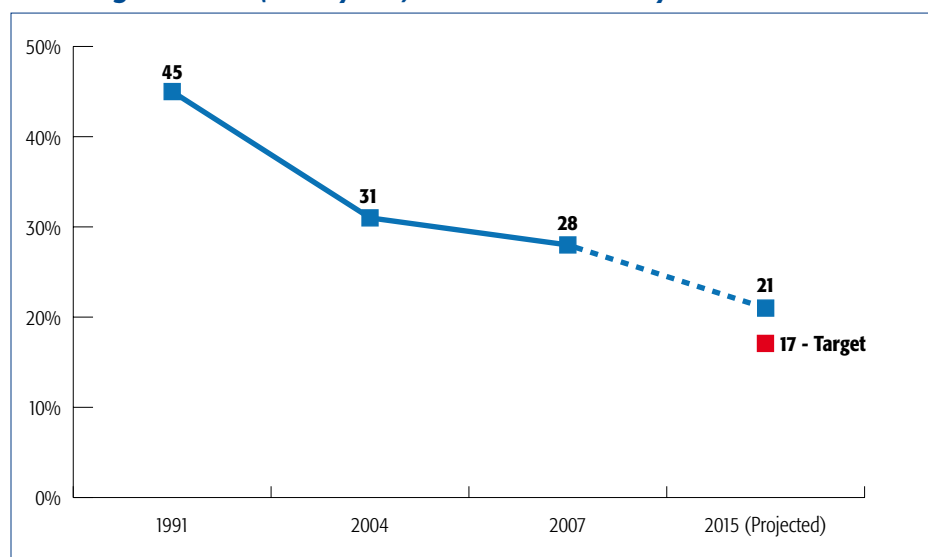
## Primary Education – Access and Participation



**GER > 95%**  
**Almost two thirds** of children of official primary school age are enrolled.  
 Number of out of school children (2005) = **8,190,000**

**EFA Goal 4** Achieving a 50 per cent improvement in levels of adult literacy by 2015, especially for women, and equitable access to basic and continuing education for all adults.

**Percentage of adults (15-64 years) without basic literacy skills**

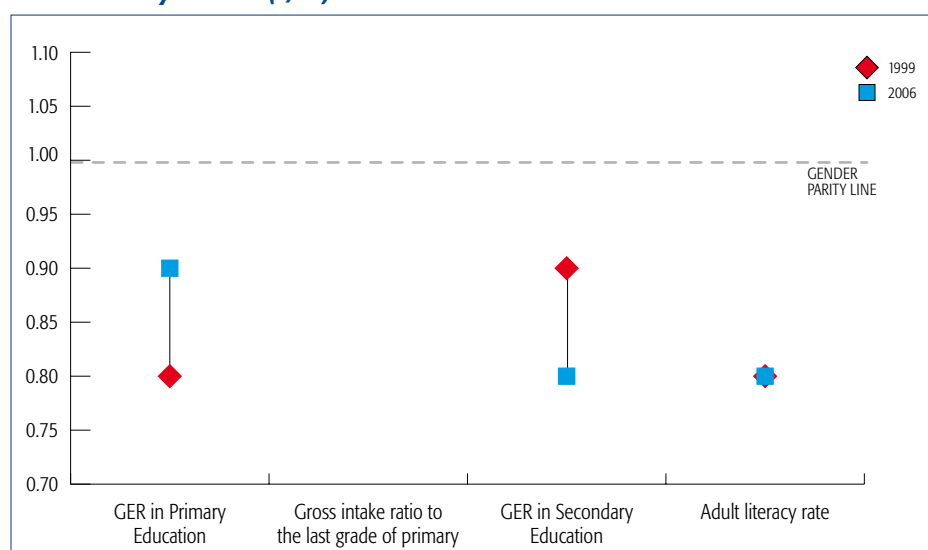


According to current projections, the projected percentage of adults without basic literacy skills by 2015 is four percentage points **higher** than the estimated EFA target rate.

**EFA Goal 5** Eliminating gender disparities in primary and secondary education by 2005, and achieving gender equality in education by 2015, with a focus on ensuring girls' full and equal access to and achievement in basic education of good quality.

**MDG Goal 3** Promote gender equality and empower women - **Target 1** Eliminate gender disparity in primary and secondary education, preferably by 2005, and in all levels of education no later than 2015.

**Gender Parity Indices (F/M) for Selected Indicators**



Gender **disparity** is to the disadvantage of **girls** in accessing primary education.

No Data Available for Gross Intake Ratio to the last grade of primary education

Gender **disparity** is to the disadvantage of **girls** in accessing secondary education.

Gender **disparities** for those adults recorded as being literate are to the disadvantage of **women**.

**EFA Goal 6** Improving all aspects of the quality of education and ensuring excellence of all so that recognised and measurable learning outcomes are achieved by all, especially in literacy, numeracy and essential life skills.

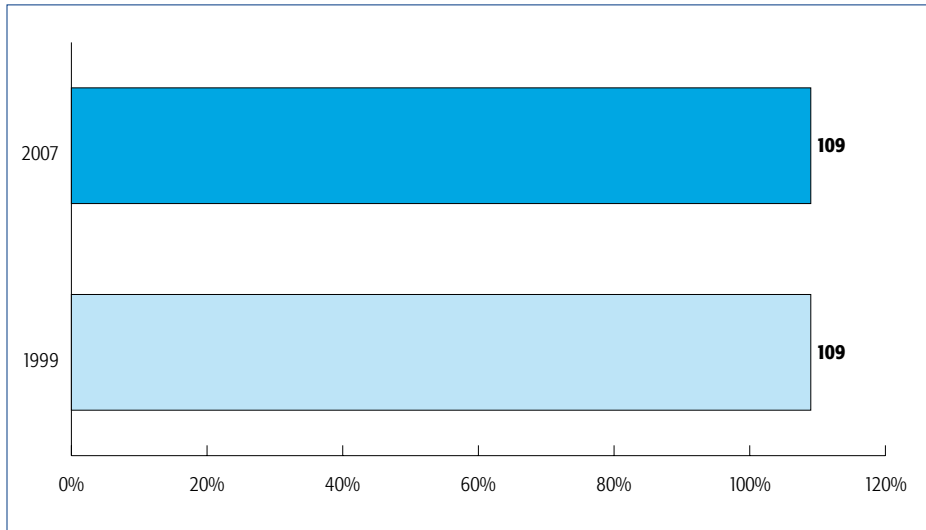
Proxy Indicators of the Quality of Formal Schooling	1999	2006
Percentage of young people (15-24 years) with basic literacy skills	84.7	86.7
School Life Expectancy (expected number of years of formal schooling from primary to tertiary education)	7.3	-
Pupil/Teacher Ratio in Primary Education	41.4	40.4
Trained Primary- School teachers as % of total	-	51.2
Public current expenditure on primary education as % of GNP	-	-

# SEYCHELLES

Total Population: 0.08 million (2006) of which 40.2% are under 15 years old (2005)

**EFA Goal 1** Expanding and improving comprehensive early childhood care and education, especially for the most vulnerable and disadvantaged children.

## GER in Pre Primary Education (%)



Age group (2007):  
**4-5 years old**

Percentage of private provision (2007) = **6%**

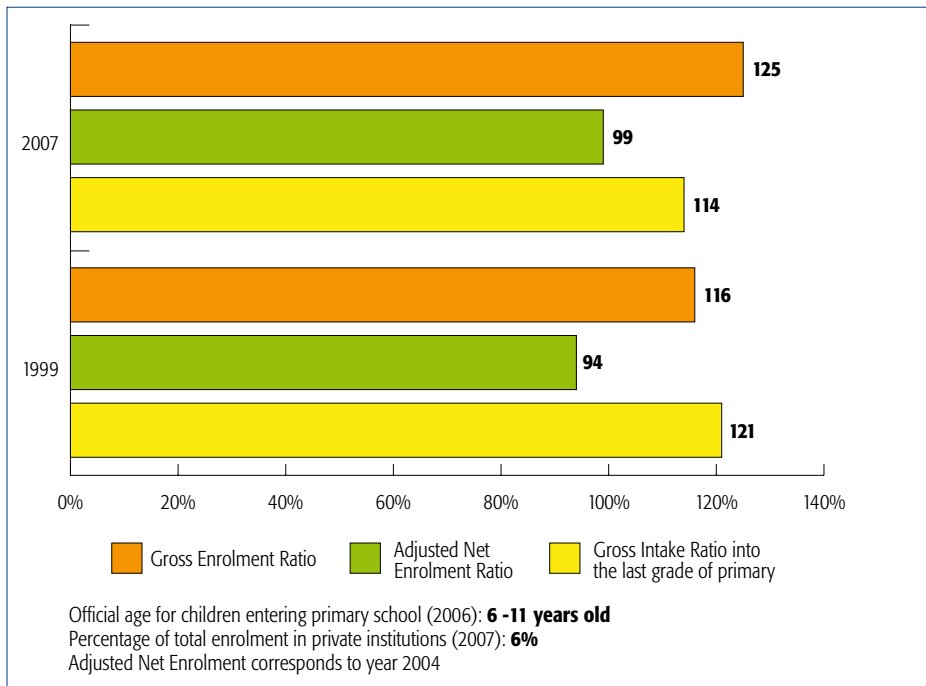
School life expectancy in Pre-primary (2007) = **2-3 years**

% of children under 5 years of age who are underweight (moderate or severe) = **No Data**

**EFA Goal 2** Ensuring that by 2015 all children, particularly girls, children in difficult circumstances and those belonging to ethnic minorities, have access to, and complete, free and compulsory primary education of good quality.

**MDG Goal 2** Achieve UPE - **Target 3** Ensure that, by 2015, children everywhere, boys and girls alike, will be able to complete a full course of primary schooling.

## Primary Education – Access and Participation

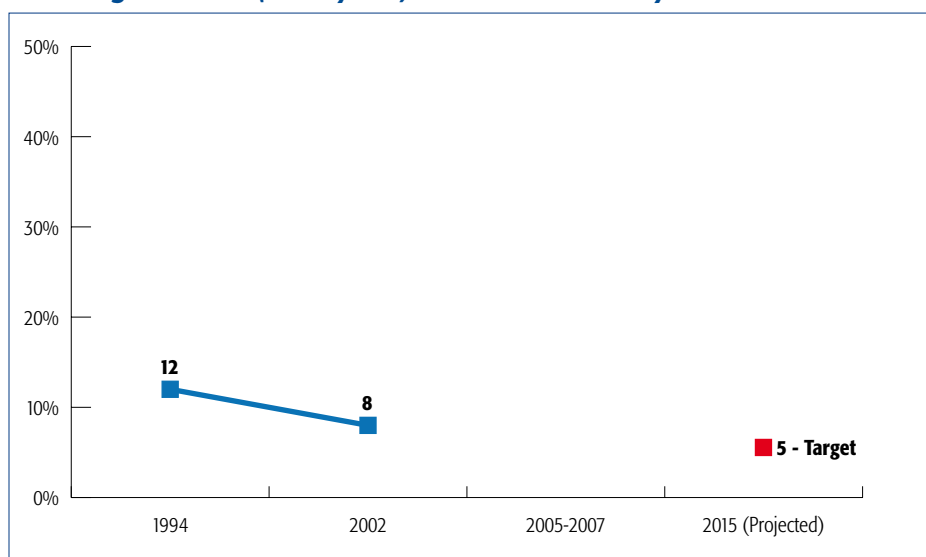


**GER > 95%**

**Almost all** of children of official primary school age are enrolled.

**EFA Goal 4** Achieving a 50 per cent improvement in levels of adult literacy by 2015, especially for women, and equitable access to basic and continuing education for all adults.

**Percentage of adults (15-64 years) without basic literacy skills**

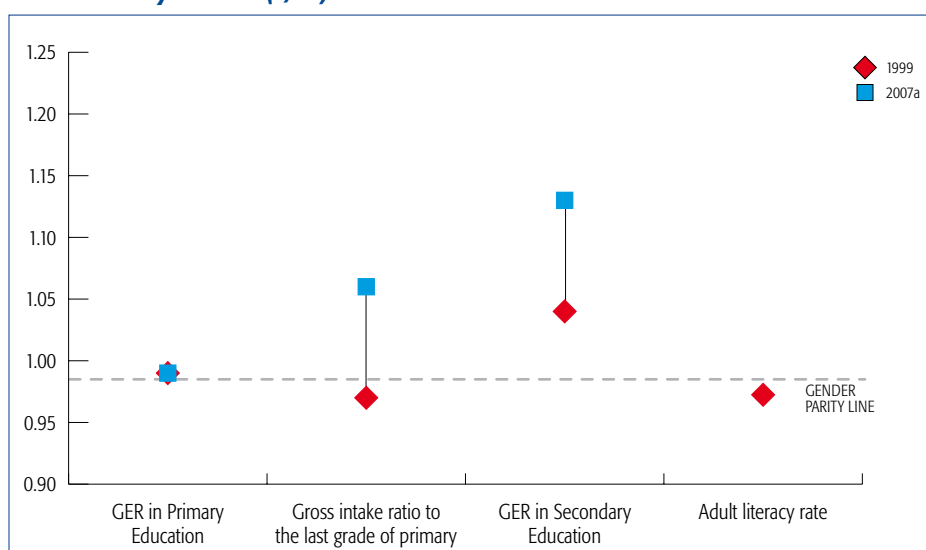


No projections available to evaluate country's prospects to achieve this EFA GOAL

**EFA Goal 5** Eliminating gender disparities in primary and secondary education by 2005, and achieving gender equality in education by 2015, with a focus on ensuring girls' full and equal access to and achievement in basic education of good quality.

**MDG Goal 3** Promote gender equality and empower women - **Target 1** Eliminate gender disparity in primary and secondary education, preferably by 2005, and in all levels of education no later than 2015.

**Gender Parity Indices (F/M) for Selected Indicators**



Gender **parity** has been achieved in accessing primary education

Gender **disparity** is to the disadvantage of **boys** in Gross Intake Ratio to the last grade of primary education.

Gender **disparity** is to the disadvantage of **boys** in accessing secondary education.

Gender **parity** had been achieved for those adults recorded as being literate back in 1999.

**EFA Goal 6** Improving all aspects of the quality of education and ensuring excellence of all so that recognised and measurable learning outcomes are achieved by all, especially in literacy, numeracy and essential life skills.

Proxy Indicators of the Quality of Formal Schooling	1999	2007
Percentage of young people (15-24 years) with basic literacy skills		
School Life Expectancy (expected number of years of formal schooling from primary to tertiary education)	14.0	13.4*
Pupil/Teacher Ratio in Primary Education	14.7	12.5
Trained Primary- School teachers as % of total	82.3	-
Public current expenditure on primary education as % of GNP	-	1.2**

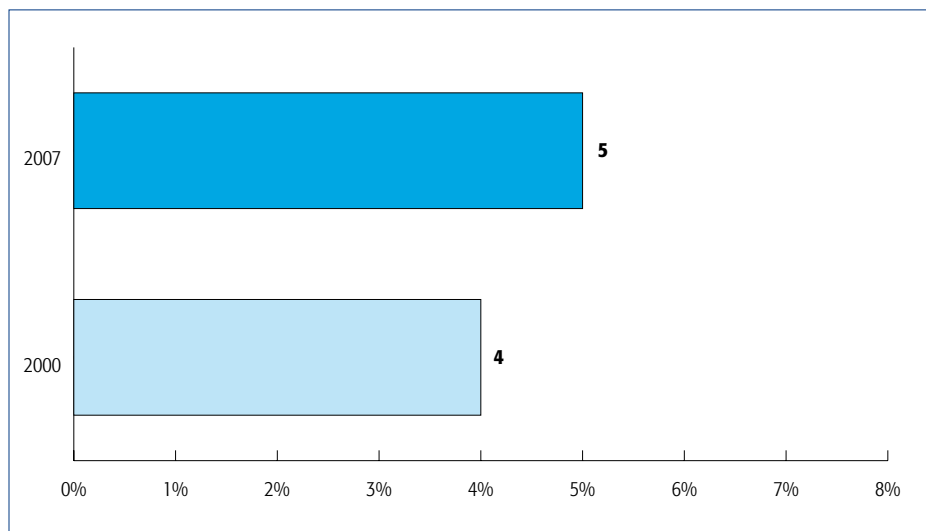
\* School Life Expectancy corresponds to 2005. \*\* Public current expenditure on primary education as % of GNP corresponds to 2006.

# SIERRA LEONE

Total Population: 5.74 million (2006) of which 42.8% are under 15 years old (2005)

**EFA Goal 1** Expanding and improving comprehensive early childhood care and education, especially for the most vulnerable and disadvantaged children.

## GER in Pre Primary Education (%)



Age group (2007):  
**3-5 years old**

Percentage of private provision (2007) = **50%**

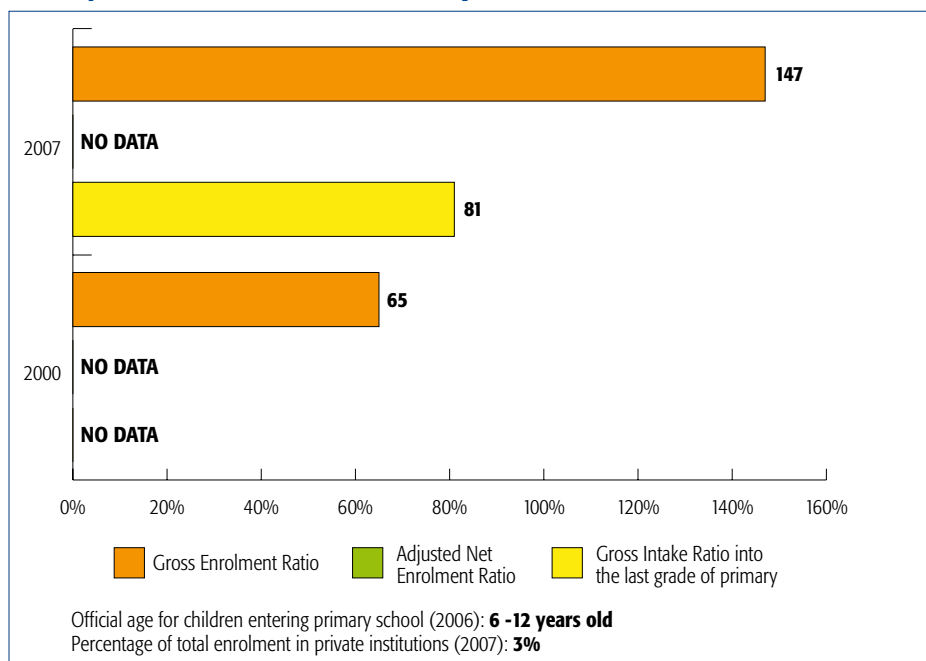
School life expectancy in Pre-primary (2007) = **0.1 years**

% of children under 5 years of age who are underweight (moderate or severe) = **30%**

**EFA Goal 2** Ensuring that by 2015 all children, particularly girls, children in difficult circumstances and those belonging to ethnic minorities, have access to, and complete, free and compulsory primary education of good quality.

**MDG Goal 2** Achieve UPE - **Target 3** Ensure that, by 2015, children everywhere, boys and girls alike, will be able to complete a full course of primary schooling.

## Primary Education – Access and Participation



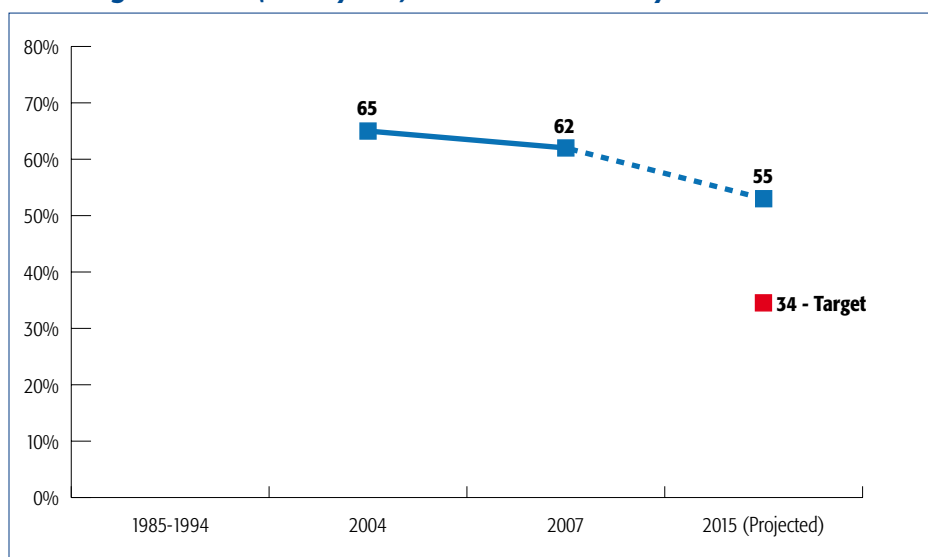
**GER > 95%**

Adjusted NER:  
**No data available**

Number of out of school children (2005) = **No data available**

**EFA Goal 4** Achieving a 50 per cent improvement in levels of adult literacy by 2015, especially for women, and equitable access to basic and continuing education for all adults.

**Percentage of adults (15-64 years) without basic literacy skills**

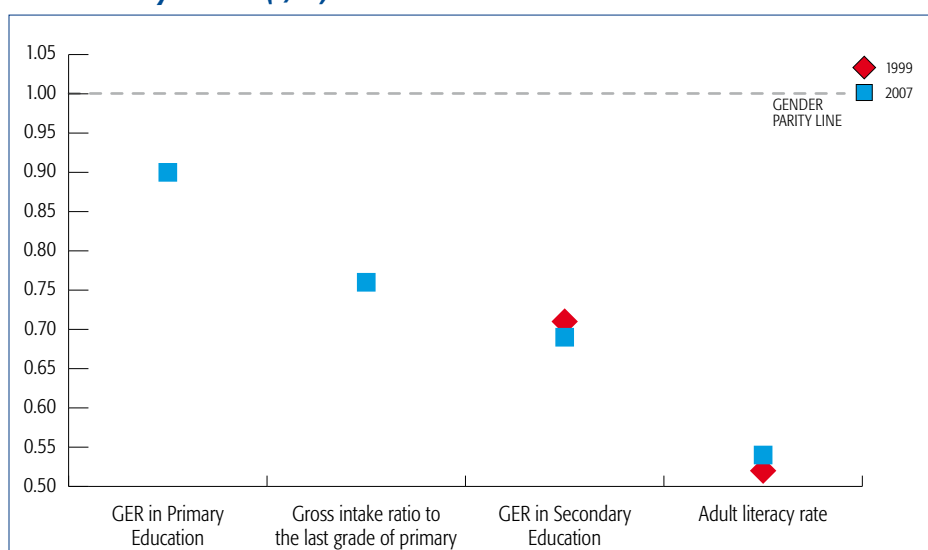


According to current projections, the projected percentage of adults without basic literacy skills by 2015 is nineteen percentage points **higher** than the estimated EFA target rate.

**EFA Goal 5** Eliminating gender disparities in primary and secondary education by 2005, and achieving gender equality in education by 2015, with a focus on ensuring girls' full and equal access to and achievement in basic education of good quality.

**MDG Goal 3** Promote gender equality and empower women - **Target 1** Eliminate gender disparity in primary and secondary education, preferably by 2005, and in all levels of education no later than 2015.

**Gender Parity Indices (F/M) for Selected Indicators**



Gender **disparity** is to the disadvantage of **girls** in accessing primary education.

Gender **disparity** is to the disadvantage of **girls** in Gross Intake Ratio to the last grade of primary education.

Gender **disparity** is to the disadvantage of **girls** in accessing secondary education.

Gender **disparities** for those adults recorded as being literate are to the disadvantage of **women**.

**EFA Goal 6** Improving all aspects of the quality of education and ensuring excellence of all so that recognised and measurable learning outcomes are achieved by all, especially in literacy, numeracy and essential life skills.

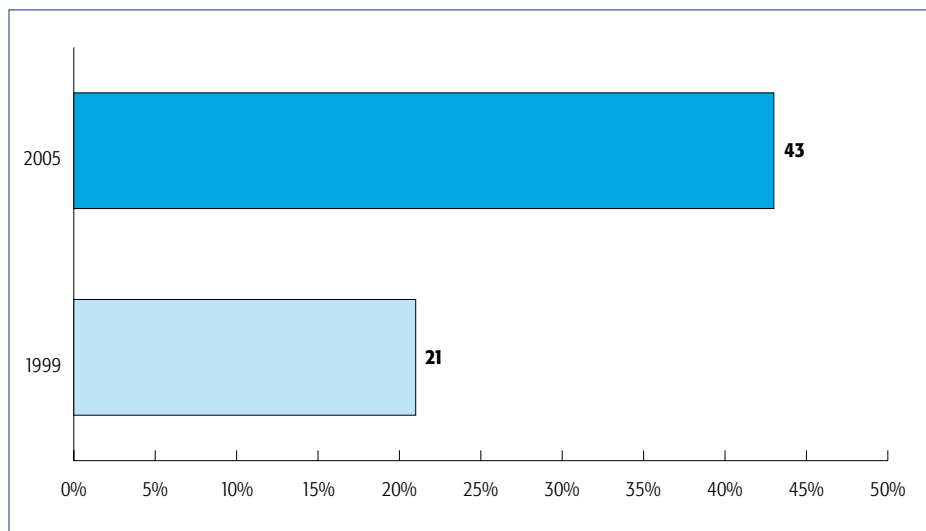
Proxy Indicators of the Quality of Formal Schooling	1999	2007
Percentage of young people (15-24 years) with basic literacy skills	47.9	54.1
School Life Expectancy (expected number of years of formal schooling from primary to tertiary education)	-	-
Pupil/Teacher Ratio in Primary Education	-	43.7
Trained Primary- School teachers as % of total	-	49.4
Public current expenditure on primary education as % of GNP	-	-

# SOUTH AFRICA

Total Population: 48.28 million (2006) of which 32.7% are under 15 years old (2005)

**EFA Goal 1** Expanding and improving comprehensive early childhood care and education, especially for the most vulnerable and disadvantaged children.

## GER in Pre Primary Education (%)



Age group (2007):  
**6 years old**

Percentage of private provision (2005) = **5%**

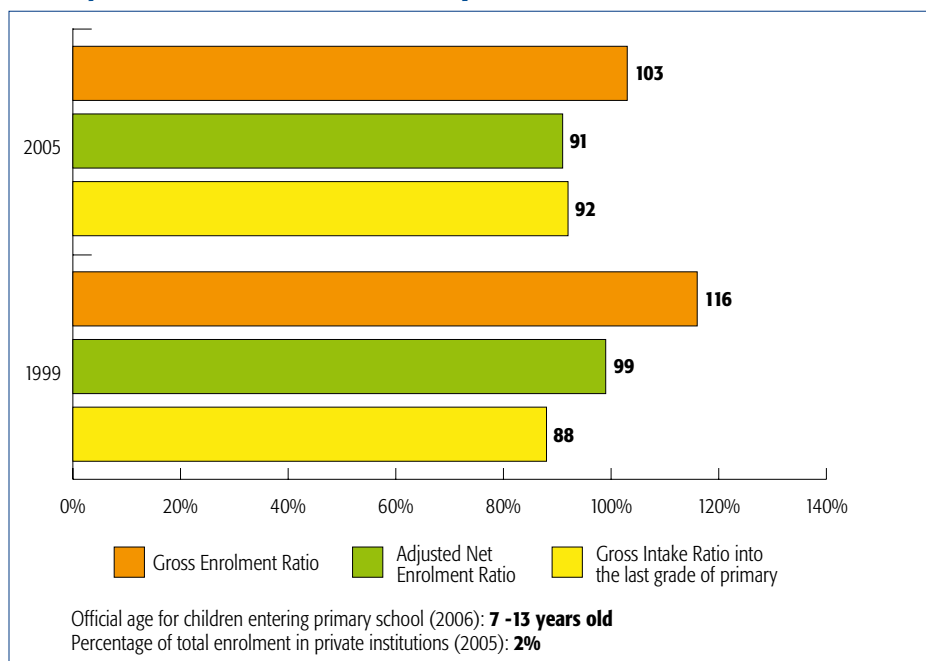
School life expectancy in Pre-primary (2005) = **0.4 years**

% of children under 5 years of age who are underweight (moderate or severe) = **12%**

**EFA Goal 2** Ensuring that by 2015 all children, particularly girls, children in difficult circumstances and those belonging to ethnic minorities, have access to, and complete, free and compulsory primary education of good quality.

**MDG Goal 2** Achieve UPE - **Target 3** Ensure that, by 2015, children everywhere, boys and girls alike, will be able to complete a full course of primary schooling.

## Primary Education – Access and Participation



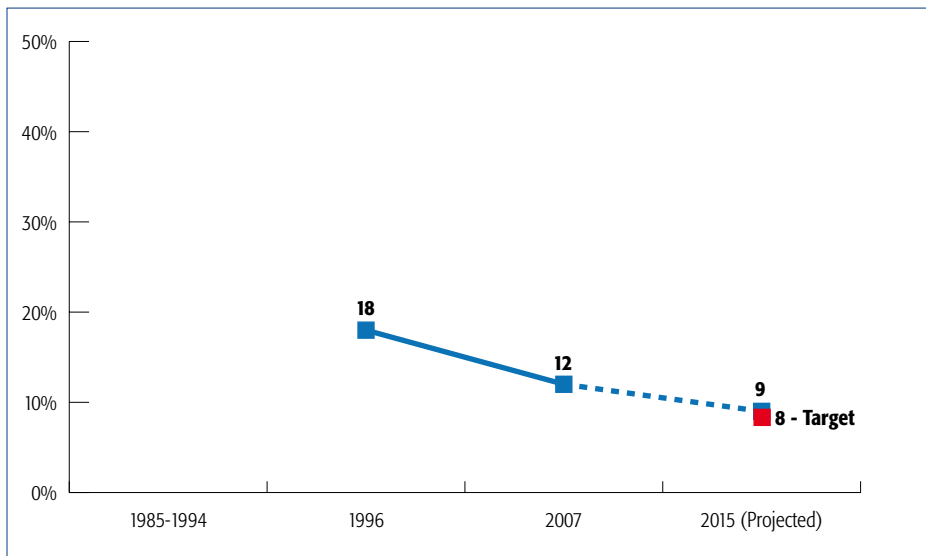
**GER > 95%**

Around **90%** of children of official primary school age are enrolled.

Number of out of school children (2005) = **606,000**

**EFA Goal 4** Achieving a 50 per cent improvement in levels of adult literacy by 2015, especially for women, and equitable access to basic and continuing education for all adults.

**Percentage of adults (15-64 years) without basic literacy skills**

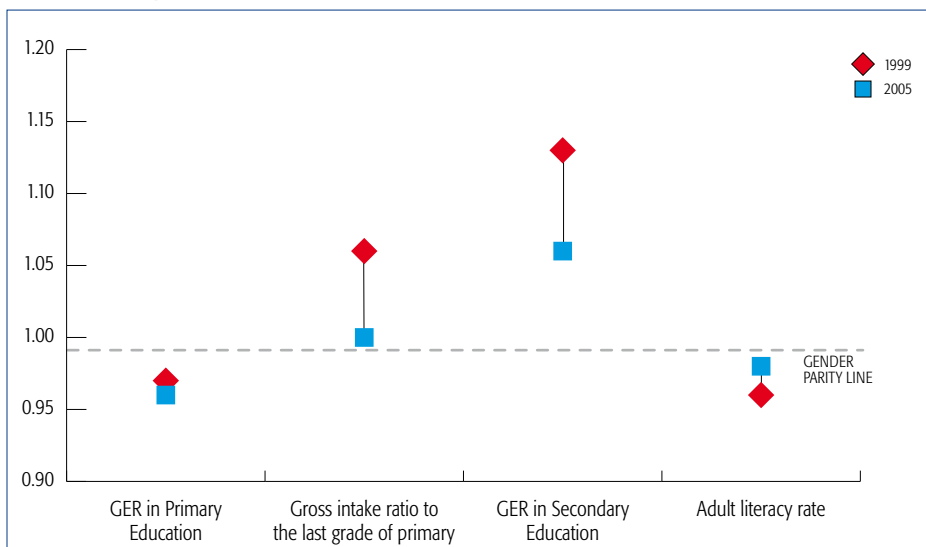


According to current projections, the projected percentage of adults without basic literacy skills by 2015 is one percentage points **higher** than the estimated EFA target rate.

**EFA Goal 5** Eliminating gender disparities in primary and secondary education by 2005, and achieving gender equality in education by 2015, with a focus on ensuring girls' full and equal access to and achievement in basic education of good quality.

**MDG Goal 3** Promote gender equality and empower women - **Target 1** Eliminate gender disparity in primary and secondary education, preferably by 2005, and in all levels of education no later than 2015.

**Gender Parity Indices (F/M) for Selected Indicators**



Gender **disparity** is to the disadvantage of **girls** in accessing primary education.

Gender **parity** has been achieved in Gross Intake Ratio to the last grade of primary education.

Gender **disparity** is to the disadvantage of **boys** in accessing secondary education.

Gender **parity** has been achieved for those adults recorded as being literate.

**EFA Goal 6** Improving all aspects of the quality of education and ensuring excellence of all so that recognised and measurable learning outcomes are achieved by all, especially in literacy, numeracy and essential life skills.

Proxy Indicators of the Quality of Formal Schooling	1999	2007
Percentage of young people (15-24 years) with basic literacy skills	93.91	95.4
School Life Expectancy (expected number of years of formal schooling from primary to tertiary education)	13.5	13.1*
Pupil/Teacher Ratio in Primary Education	35.0	29.6
Trained Primary- School teachers as % of total	63.3	-
Public current expenditure on primary education as % of GNP	2.7	2.2

\*School Life Expectancy and Pupil/Teacher Ratio in Primary Education corresponds to 2006.

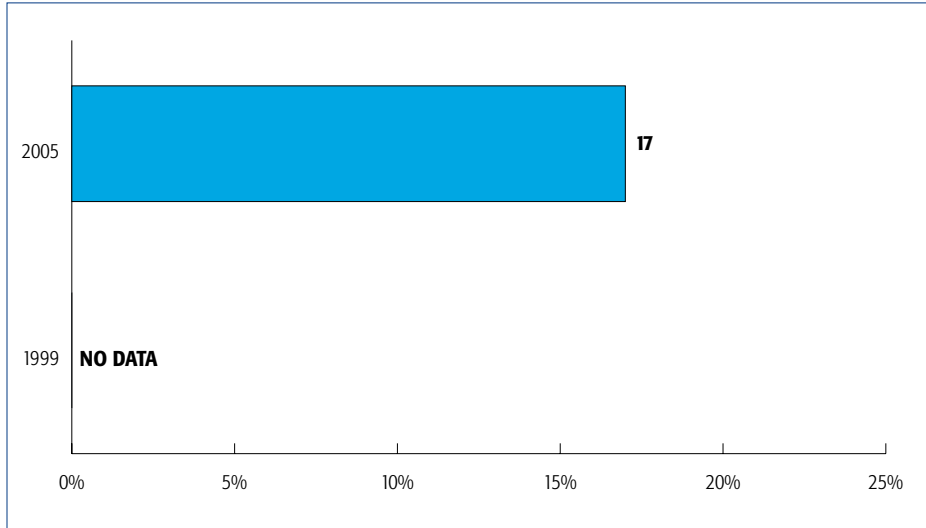


# SWAZILAND

Total Population: 1.13 million (2006) of which 40.9% are under 15 years old (2005)

**EFA Goal 1** Expanding and improving comprehensive early childhood care and education, especially for the most vulnerable and disadvantaged children.

## GER in Pre Primary Education (%)



Age group (2005):  
**3-5 years old**

Percentage of private provision = **No Data**

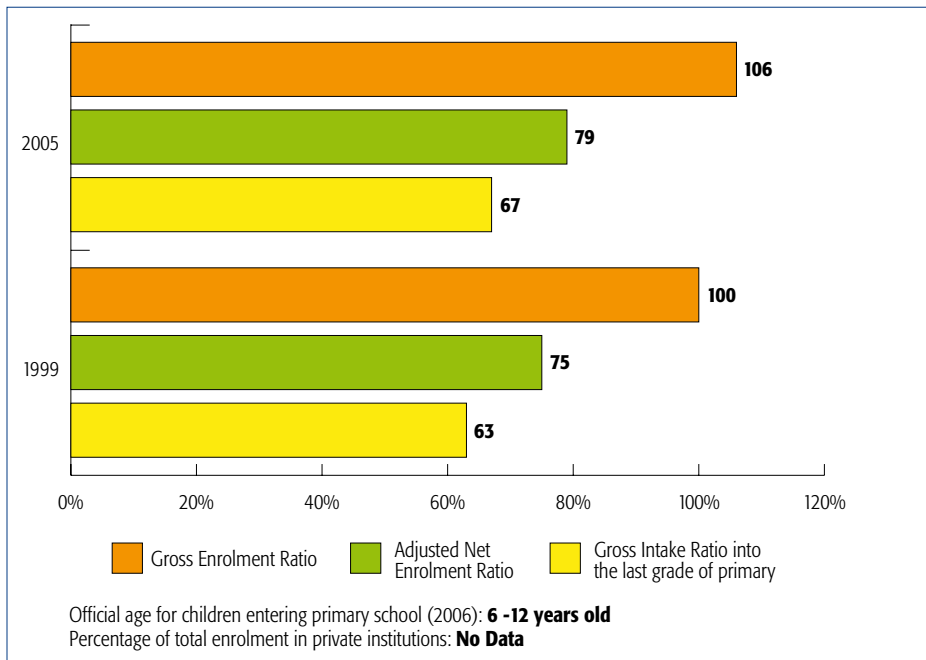
School life expectancy in Pre-primary (2005) = **0.5 years**

% of children under 5 years of age who are underweight (moderate or severe) = **10%**

**EFA Goal 2** Ensuring that by 2015 all children, particularly girls, children in difficult circumstances and those belonging to ethnic minorities, have access to, and complete, free and compulsory primary education of good quality.

**MDG Goal 2** Achieve UPE - **Target 3** Ensure that, by 2015, children everywhere, boys and girls alike, will be able to complete a full course of primary schooling.

## Primary Education – Access and Participation



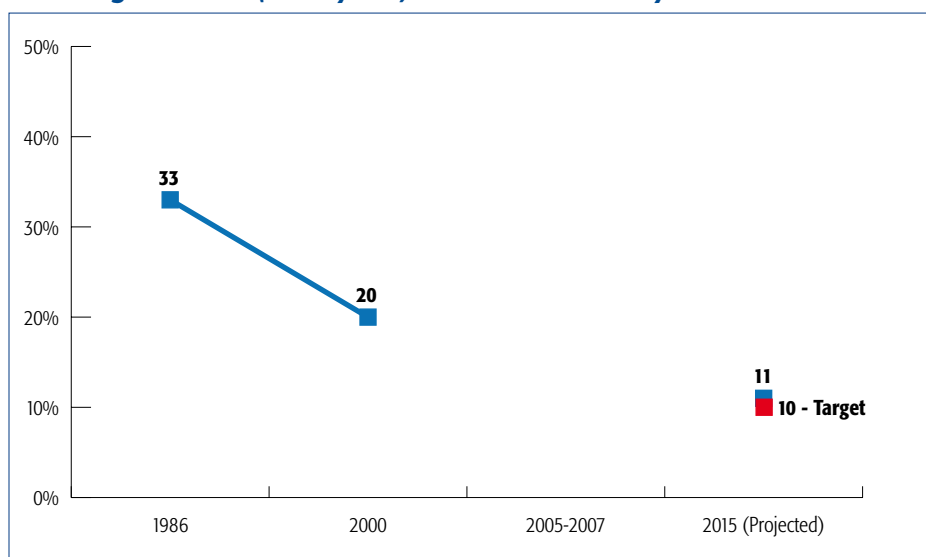
**GER > 95%**

**Around 80%** of children of official primary school age are enrolled.

Number of out of school children (2005) = **45,000**

**EFA Goal 4** Achieving a 50 per cent improvement in levels of adult literacy by 2015, especially for women, and equitable access to basic and continuing education for all adults.

**Percentage of adults (15-64 years) without basic literacy skills**

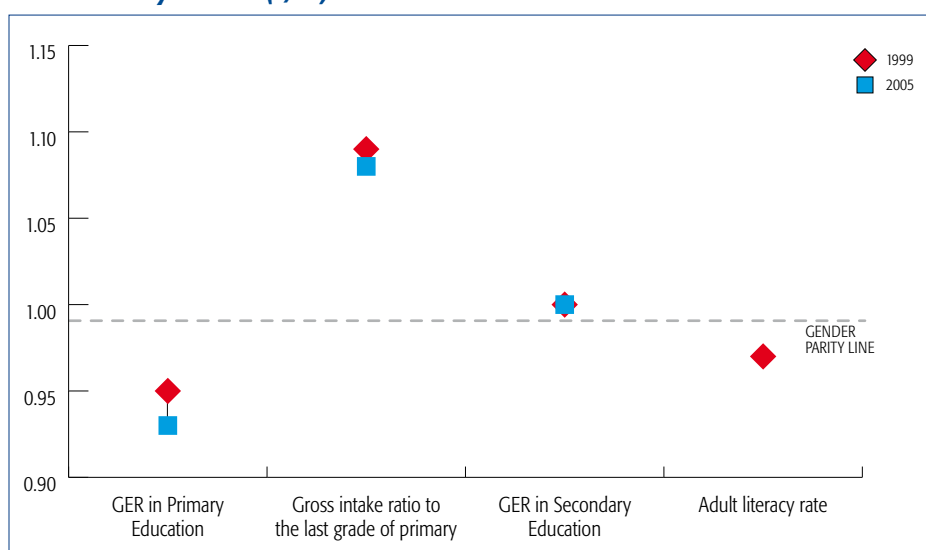


According to current projections, the projected percentage of adults without basic literacy skills by 2015 is one percentage points **higher** than the estimated EFA target rate.

**EFA Goal 5** Eliminating gender disparities in primary and secondary education by 2005, and achieving gender equality in education by 2015, with a focus on ensuring girls' full and equal access to and achievement in basic education of good quality.

**MDG Goal 3** Promote gender equality and empower women - **Target 1** Eliminate gender disparity in primary and secondary education, preferably by 2005, and in all levels of education no later than 2015.

**Gender Parity Indices (F/M) for Selected Indicators**



Gender **disparity** is to the disadvantage of **boys** in accessing primary education.

Gender **disparity** is to the disadvantage of **boys** in Gross Intake Ratio to the last grade of primary education.

Gender **parity** has been achieved in accessing secondary education

Gender **parity** had been achieved for those adults recorded as being literate back in 1999.

**EFA Goal 6** Improving all aspects of the quality of education and ensuring excellence of all so that recognised and measurable learning outcomes are achieved by all, especially in literacy, numeracy and essential life skills.

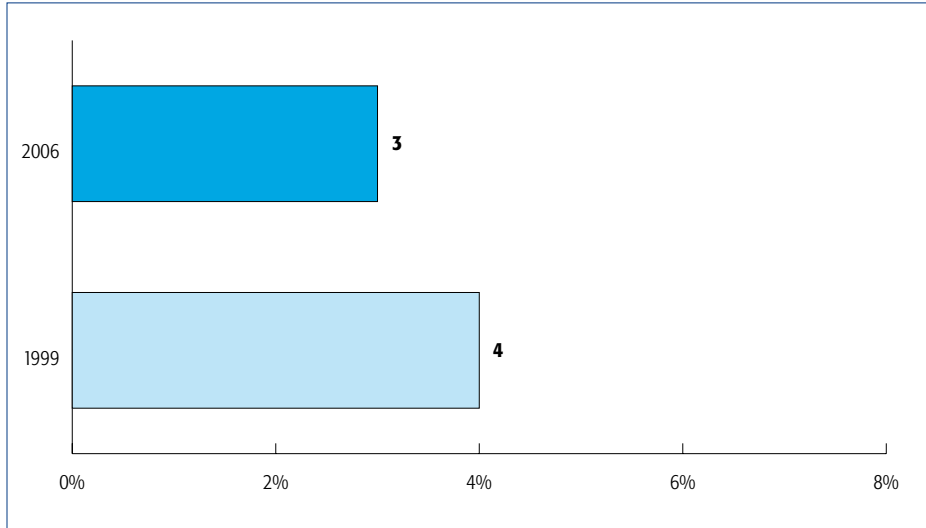
Proxy Indicators of the Quality of Formal Schooling	1999	2005
Percentage of young people (15-24 years) with basic literacy skills	88.4	–
School Life Expectancy (expected number of years of formal schooling from primary to tertiary education)	9.8	10.0
Pupil/Teacher Ratio in Primary Education	33.2	32.9
Trained Primary- School teachers as % of total	91.1	90.8
Public current expenditure on primary education as % of GNP	1.9	–

# UGANDA

Total Population: 29.90 million (2006) of which 50.4% are under 15 years old (2005)

**EFA Goal 1** Expanding and improving comprehensive early childhood care and education, especially for the most vulnerable and disadvantaged children.

## GER in Pre Primary Education (%)



Age group (2007):  
**4-5 years old**

Percentage of private provision (2006) = **100%**

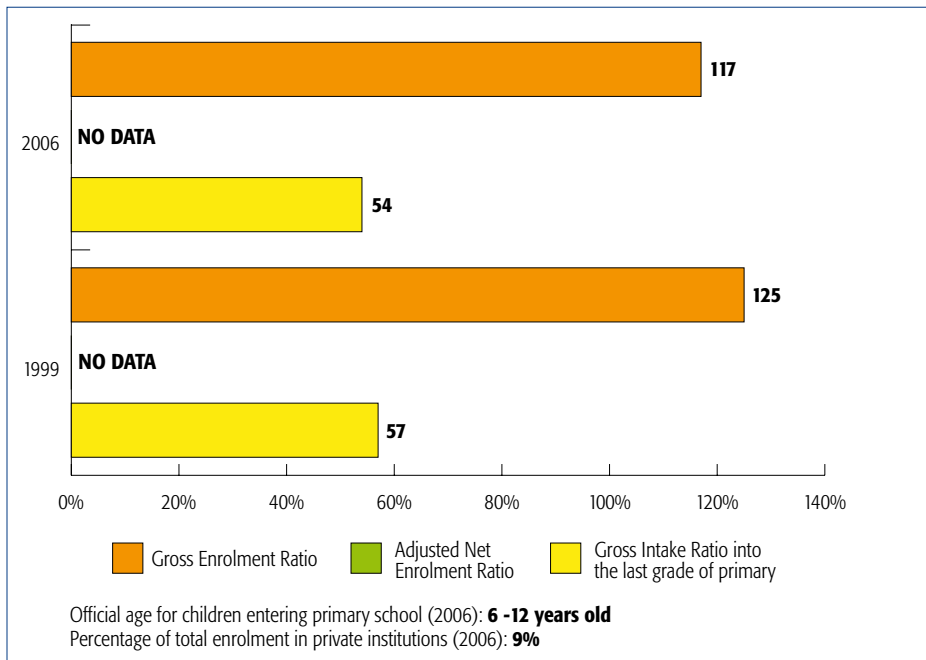
School life expectancy in Pre-primary (2006) = **0.1 years**

% of children under 5 years of age who are underweight (moderate or severe) = **20%**

**EFA Goal 2** Ensuring that by 2015 all children, particularly girls, children in difficult circumstances and those belonging to ethnic minorities, have access to, and complete, free and compulsory primary education of good quality.

**MDG Goal 2** Achieve UPE - **Target 3** Ensure that, by 2015, children everywhere, boys and girls alike, will be able to complete a full course of primary schooling.

## Primary Education – Access and Participation



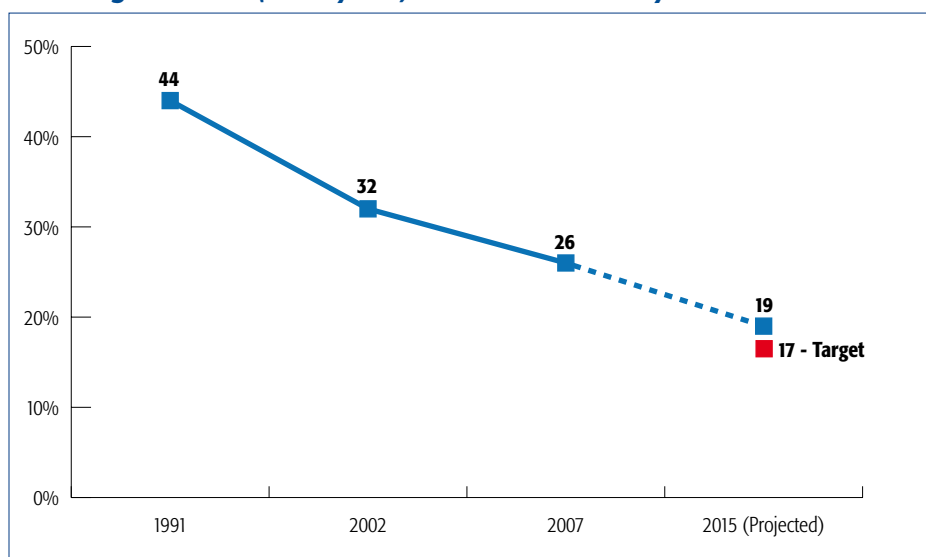
**GER > 95%**

Adjusted NER:  
**No data available**

Number of out of school children  
**= No data available**

**EFA Goal 4** Achieving a 50 per cent improvement in levels of adult literacy by 2015, especially for women, and equitable access to basic and continuing education for all adults.

**Percentage of adults (15-64 years) without basic literacy skills**

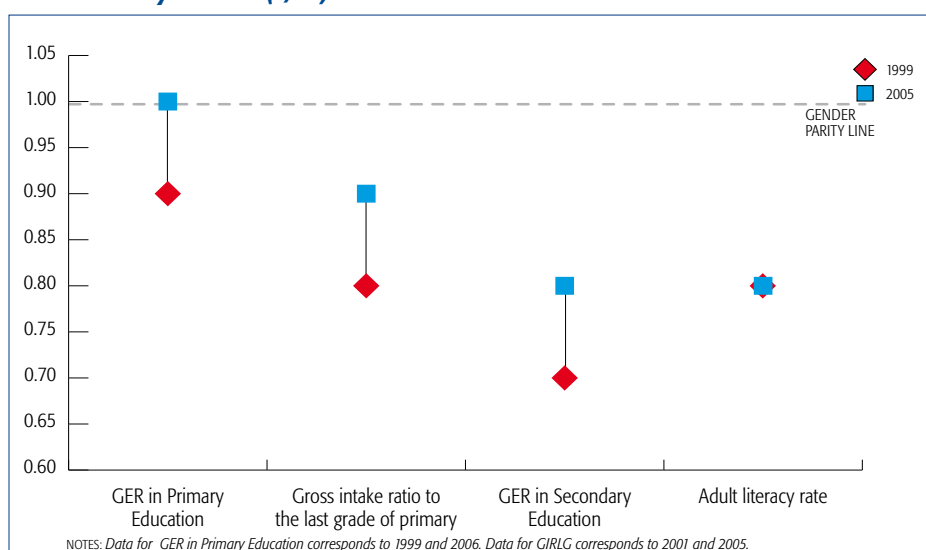


According to current projections, the projected percentage of adults without basic literacy skills by 2015 is two percentage points **higher** than the estimated EFA target rate.

**EFA Goal 5** Eliminating gender disparities in primary and secondary education by 2005, and achieving gender equality in education by 2015, with a focus on ensuring girls' full and equal access to and achievement in basic education of good quality.

**MDG Goal 3** Promote gender equality and empower women - **Target 1** Eliminate gender disparity in primary and secondary education, preferably by 2005, and in all levels of education no later than 2015.

**Gender Parity Indices (F/M) for Selected Indicators**



Gender **parity** has been achieved in accessing primary education

Gender **disparity** is to the disadvantage of **girls** in Gross Intake Ratio to the last grade of primary education.

Gender **disparity** is to the disadvantage of **girls** in accessing secondary education.

Gender **disparities** for those adults recorded as being literate are to the disadvantage of **women**.

**EFA Goal 6** Improving all aspects of the quality of education and ensuring excellence of all so that recognised and measurable learning outcomes are achieved by all, especially in literacy, numeracy and essential life skills.

Proxy Indicators of the Quality of Formal Schooling	1999	2005
Percentage of young people (15-24 years) with basic literacy skills	80.8	86.3
School Life Expectancy (expected number of years of formal schooling from primary to tertiary education)	10.1	-
Pupil/Teacher Ratio in Primary Education	57.3	49.0*
Trained Primary- School teachers as % of total	-	84.8**
Public current expenditure on primary education as % of GNP	-	2.1

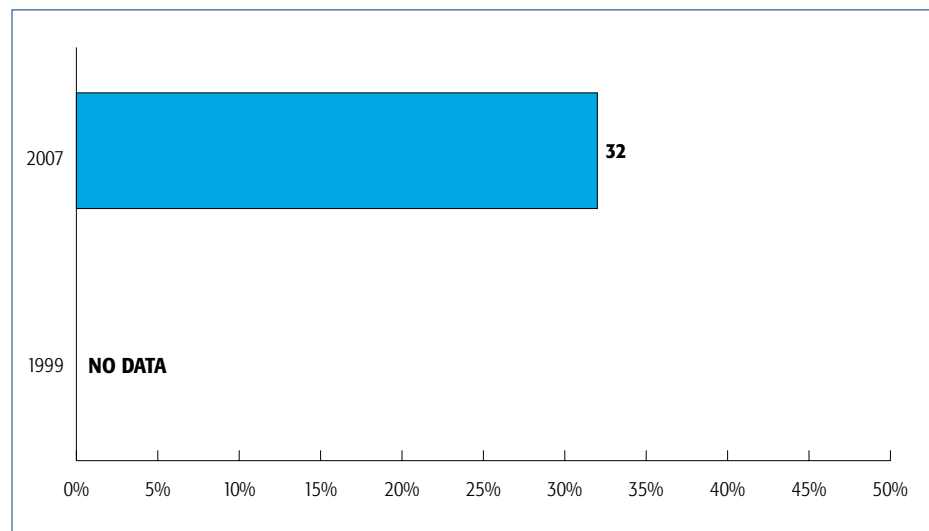
\* Pupil/Teacher Ratio in Primary Education corresponds to 2006. \*\* Trained Primary-School teachers as % of total corresponds to 2005.

# UNITED REPUBLIC OF TANZANIA

Total Population: 39.46 million (2006) of which 42.6% are under 15 years old (2005)

**EFA Goal 1** Expanding and improving comprehensive early childhood care and education, especially for the most vulnerable and disadvantaged children.

## GER in Pre Primary Education (%)



Age group (2007):  
**5-6 years old**

Percentage of private provision (2007)  
**= 10%**

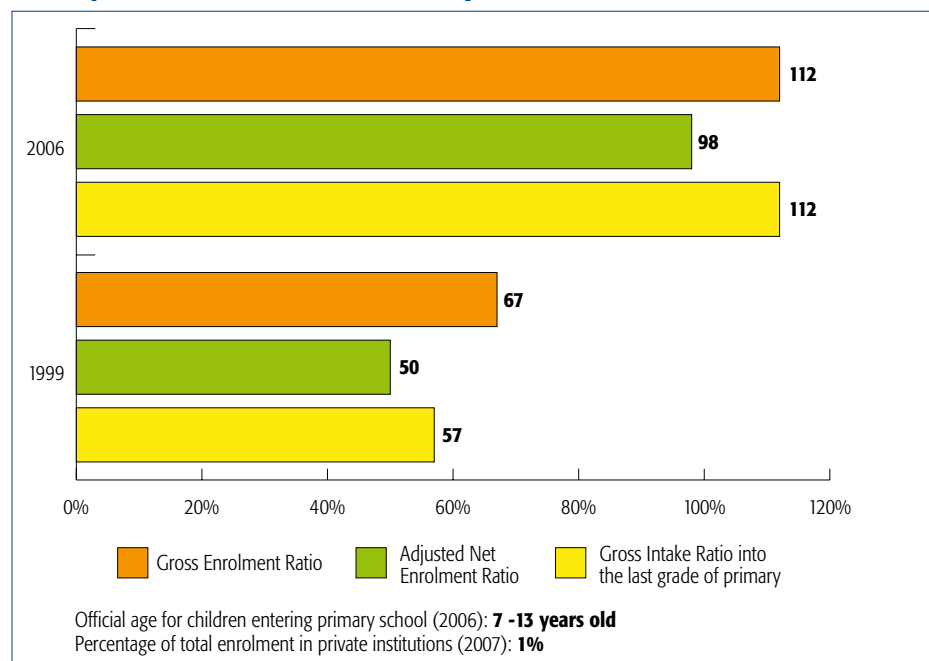
School life expectancy in Pre-primary (2006)  
**= 0.7 years**

% of children under 5 years of age who are underweight (moderate or severe) **= 22%**

**EFA Goal 2** Ensuring that by 2015 all children, particularly girls, children in difficult circumstances and those belonging to ethnic minorities, have access to, and complete, free and compulsory primary education of good quality.

**MDG Goal 2** Achieve UPE - **Target 3** Ensure that, by 2015, children everywhere, boys and girls alike, will be able to complete a full course of primary schooling.

## Primary Education – Access and Participation



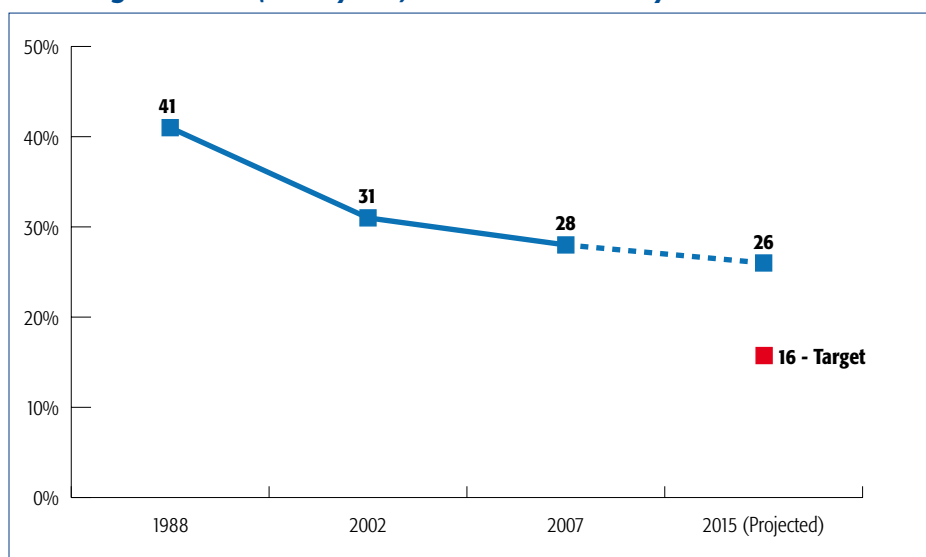
**GER > 95%**

**Almost all** of children of official primary school age are enrolled.

Number of out of school children (2006) = **413,000**

**EFA Goal 4** Achieving a 50 per cent improvement in levels of adult literacy by 2015, especially for women, and equitable access to basic and continuing education for all adults.

**Percentage of adults (15-64 years) without basic literacy skills**

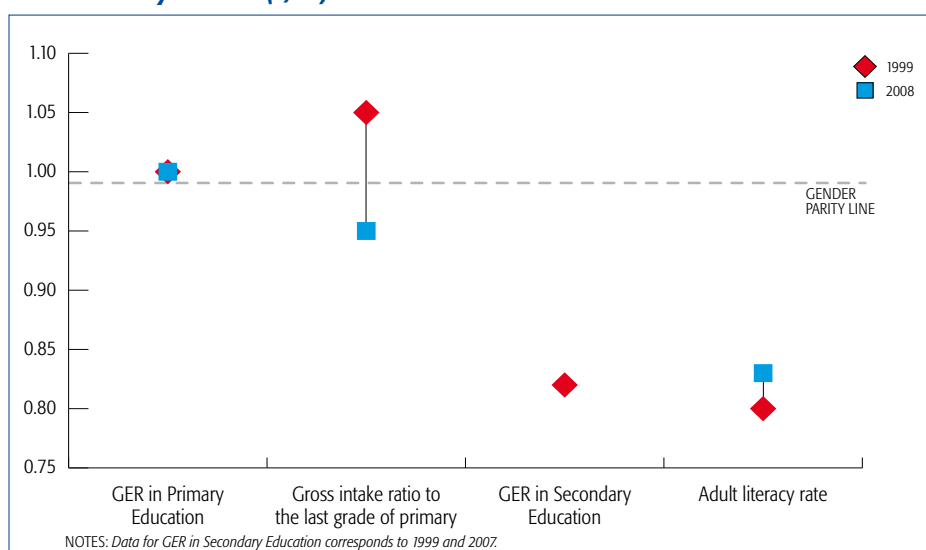


According to current projections, the projected percentage of adults without basic literacy skills by 2015 is ten percentage points **higher** than the estimated EFA target rate.

**EFA Goal 5** Eliminating gender disparities in primary and secondary education by 2005, and achieving gender equality in education by 2015, with a focus on ensuring girls' full and equal access to and achievement in basic education of good quality.

**MDG Goal 3** Promote gender equality and empower women - **Target 1** Eliminate gender disparity in primary and secondary education, preferably by 2005, and in all levels of education no later than 2015.

**Gender Parity Indices (F/M) for Selected Indicators**



Gender **parity** has been achieved in accessing primary education

Gender **disparity** is to the disadvantage of **girls** in Gross Intake Ratio to the last grade of primary education.

Gender **disparity** was to the disadvantage of **girls** in accessing secondary education, back in 1999.

Gender **disparities** for those adults recorded as being literate are to the disadvantage of **women**.

**EFA Goal 6** Improving all aspects of the quality of education and ensuring excellence of all so that recognised and measurable learning outcomes are achieved by all, especially in literacy, numeracy and essential life skills.

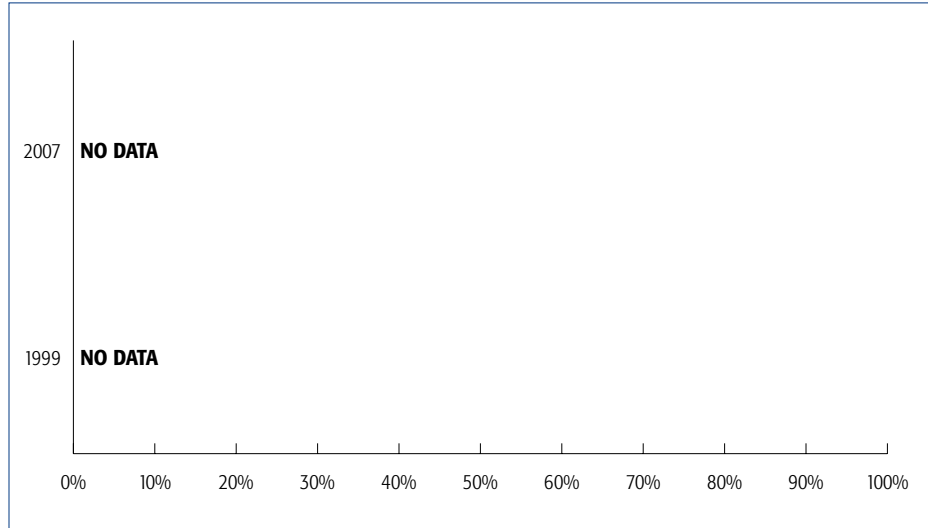
Proxy Indicators of the Quality of Formal Schooling	1999	2008
Percentage of young people (15-24 years) with basic literacy skills	78.4	77.5
School Life Expectancy (expected number of years of formal schooling from primary to tertiary education)	5.3	-
Pupil/Teacher Ratio in Primary Education	40.3	52.6
Trained Primary- School teachers as % of total	-	99.4
Public current expenditure on primary education as % of GNP	-	-

# ZAMBIA

Total Population: 11.69 million (2006) of which 45.8% are under 15 years old (2005)

**EFA Goal 1** Expanding and improving comprehensive early childhood care and education, especially for the most vulnerable and disadvantaged children.

## GER in Pre Primary Education (%)



Age group (2005):  
**3-6 years old**

Percentage of private provision (2007)  
**= No Data**

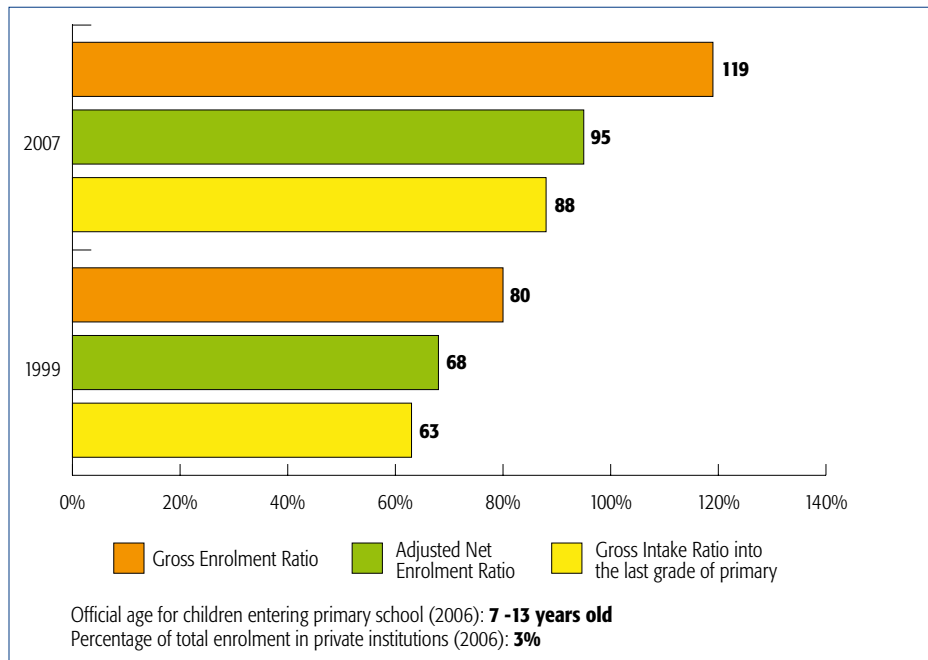
School life expectancy in Pre-primary = **No Data**

% of children under 5 years of age who are underweight (moderate or severe) = **20%**

**EFA Goal 2** Ensuring that by 2015 all children, particularly girls, children in difficult circumstances and those belonging to ethnic minorities, have access to, and complete, free and compulsory primary education of good quality.

**MDG Goal 2** Achieve UPE - **Target 3** Ensure that, by 2015, children everywhere, boys and girls alike, will be able to complete a full course of primary schooling.

## Primary Education – Access and Participation



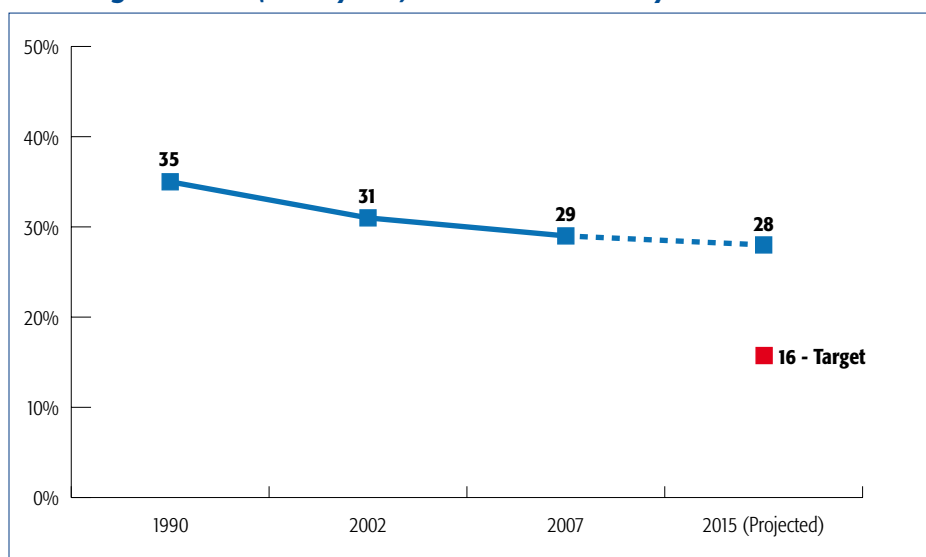
**GER > 95%**

**Almost all** of children of official primary school age are enrolled.

Number of out of school children (2007)  
**= 108,000**

**EFA Goal 4** Achieving a 50 per cent improvement in levels of adult literacy by 2015, especially for women, and equitable access to basic and continuing education for all adults.

**Percentage of adults (15-64 years) without basic literacy skills**

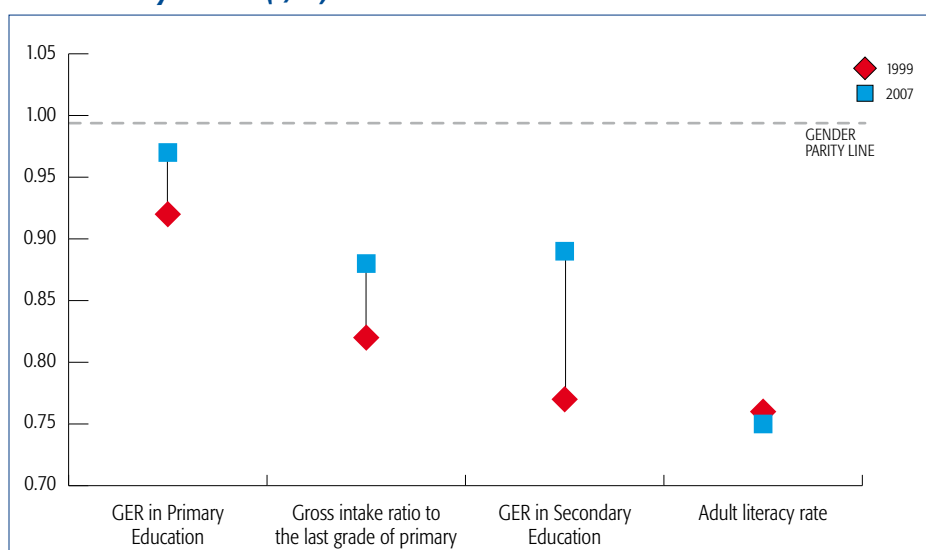


According to current projections, the projected percentage of adults without basic literacy skills by 2015 is twelve percentage points **higher** than the estimated EFA target rate.

**EFA Goal 5** Eliminating gender disparities in primary and secondary education by 2005, and achieving gender equality in education by 2015, with a focus on ensuring girls' full and equal access to and achievement in basic education of good quality.

**MDG Goal 3** Promote gender equality and empower women - **Target 1** Eliminate gender disparity in primary and secondary education, preferably by 2005, and in all levels of education no later than 2015.

**Gender Parity Indices (F/M) for Selected Indicators**



Gender **parity** has been achieved in accessing primary education

Gender **disparity** is to the disadvantage of **girls** in Gross Intake Ratio to the last grade of primary education.

Gender **disparity** is to the disadvantage of **girls** in accessing secondary education.

Gender **disparities** for those adults recorded as being literate are to the disadvantage of **women**.

**EFA Goal 6** Improving all aspects of the quality of education and ensuring excellence of all so that recognised and measurable learning outcomes are achieved by all, especially in literacy, numeracy and essential life skills.

Proxy Indicators of the Quality of Formal Schooling	1999	2007
Percentage of young people (15-24 years) with basic literacy skills	69.0	77.5
School Life Expectancy (expected number of years of formal schooling from primary to tertiary education)	6.9	-
Pupil/Teacher Ratio in Primary Education	47.3	49.3
Trained Primary- School teachers as % of total	94.2	-
Public current expenditure on primary education as % of GNP	-	0.5

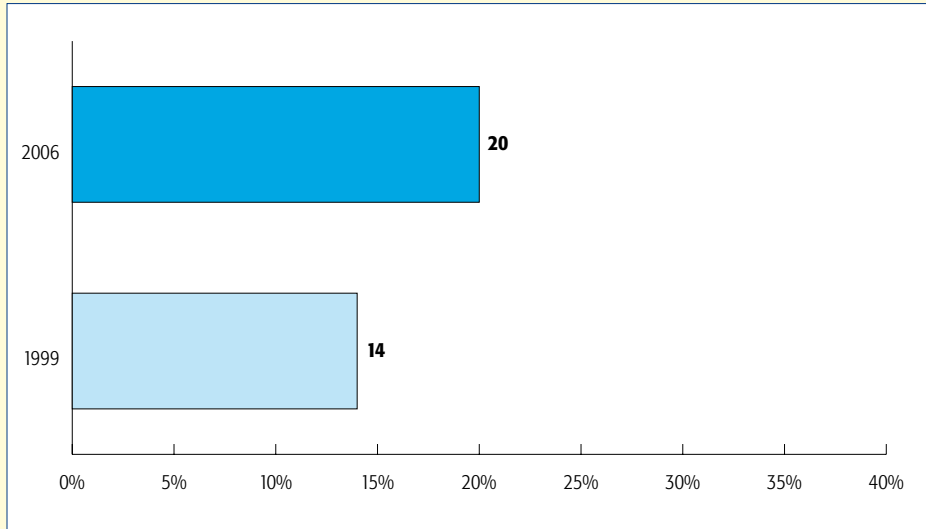


# Commonwealth Sub-Saharan Africa Overview (18 Countries)

Total Population: 479.29 million (2006) of which 34.9% are under 15 years old (2005)

**EFA Goal 1** Expanding and improving comprehensive early childhood care and education, especially for the most vulnerable and disadvantaged children.

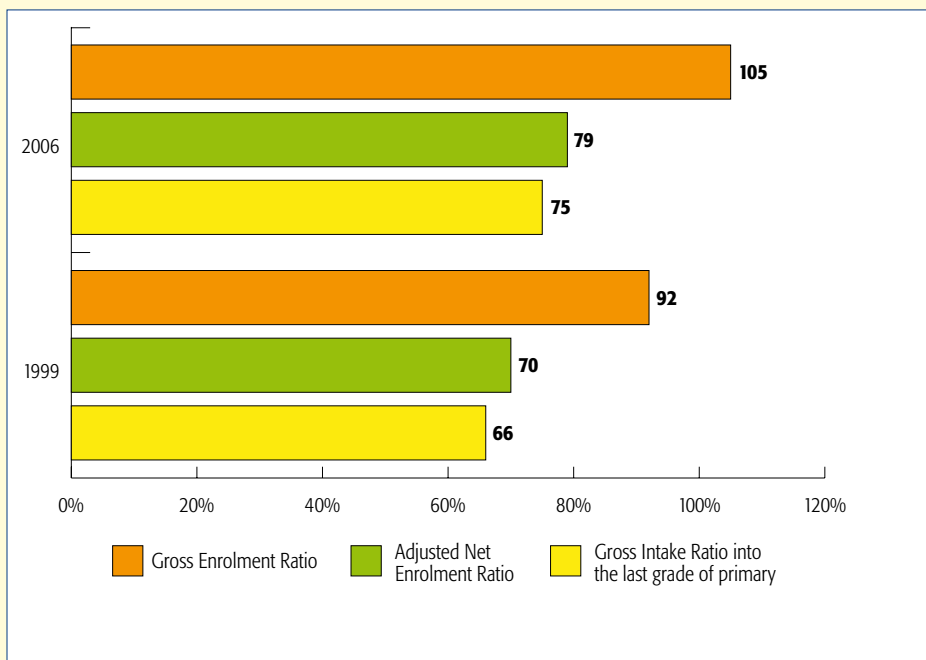
## GER in Pre Primary Education (%)



**EFA Goal 2** Ensuring that by 2015 all children, particularly girls, children in difficult circumstances and those belonging to ethnic minorities, have access to, and complete, free and compulsory primary education of good quality.

**MDG Goal 2** Achieve UPE - **Target 3** Ensure that, by 2015, children everywhere, boys and girls alike, will be able to complete a full course of primary schooling.

## Primary Education – Access and Participation



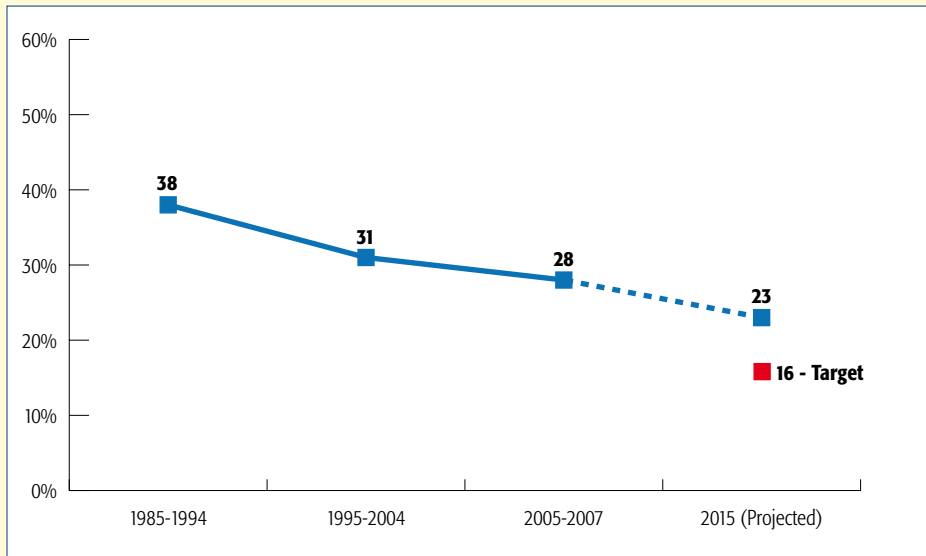
**GER > 95%**

Almost 80% of children of official primary school age are enrolled.

Number of out of school children (2006)  
= 14,300,000

**EFA Goal 4** Achieving a 50 per cent improvement in levels of adult literacy by 2015, especially for women, and equitable access to basic and continuing education for all adults.

**Percentage of adults (15-64 years) without basic literacy skills**

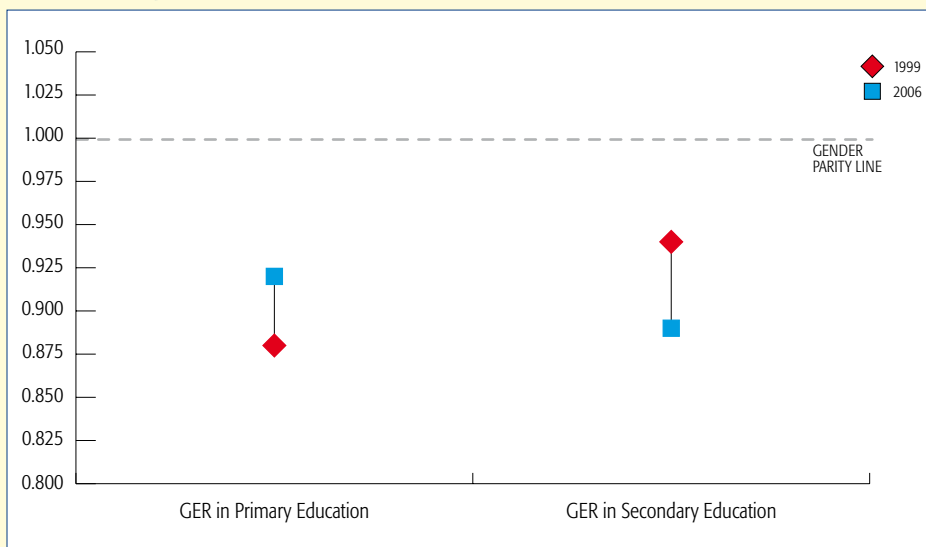


According to current projections, the projected percentage of adults without basic literacy skills by 2015 is seven percentage points **higher** than the estimated EFA target rate.

**EFA Goal 5** Eliminating gender disparities in primary and secondary education by 2005, and achieving gender equality in education by 2015, with a focus on ensuring girls' full and equal access to and achievement in basic education of good quality.

**MDG Goal 3** Promote gender equality and empower women - **Target 1** Eliminate gender disparity in primary and secondary education, preferably by 2005, and in all levels of education no later than 2015.

**Gender Parity Indices (F/M) for Selected Indicators**



Gender **disparity** is to the disadvantage of **girls** in accessing secondary education.

Gender **disparity** is to the disadvantage of **girls** in accessing secondary education.

**EFA Goal 6** Improving all aspects of the quality of education and ensuring excellence of all so that recognised and measurable learning outcomes are achieved by all, especially in literacy, numeracy and essential life skills.

No regional averages available.



# **CARIBBEAN COUNTRIES**

A large, stylized graphic in the background on the right side of the page. It features a sun with long, thin rays emanating from the top right, and a globe below it with a grid of latitude and longitude lines. The entire graphic is rendered in a light blue color.

**Antigua and Barbuda**

**The Bahamas**

**Barbados**

**Belize**

**Dominica**

**Grenada**

**Guyana**

**Jamaica**

**St Kitts and Nevis**

**St Lucia**

**St Vincent and the Grenadines**

**Trinidad and Tobago**

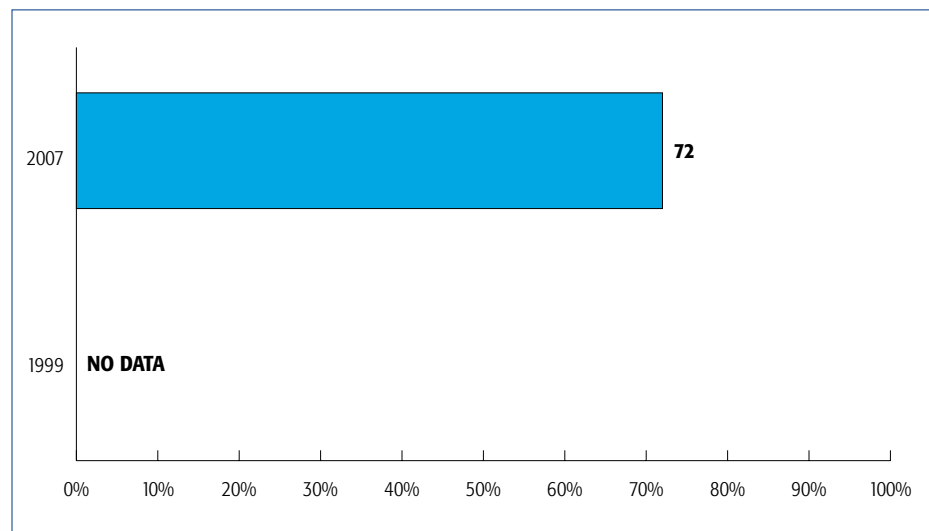
**Commonwealth Caribbean Overview**

# ANTIGUA AND BARBUDA

Total Population: 83,000 (2006) of which 26.9% are under 15 years old (2005)

**EFA Goal 1** Expanding and improving comprehensive early childhood care and education, especially for the most vulnerable and disadvantaged children.

## GER in Pre Primary Education (%)



Age group (2007):  
**3-4 years old**

Percentage of private provision (2007) = **95%**

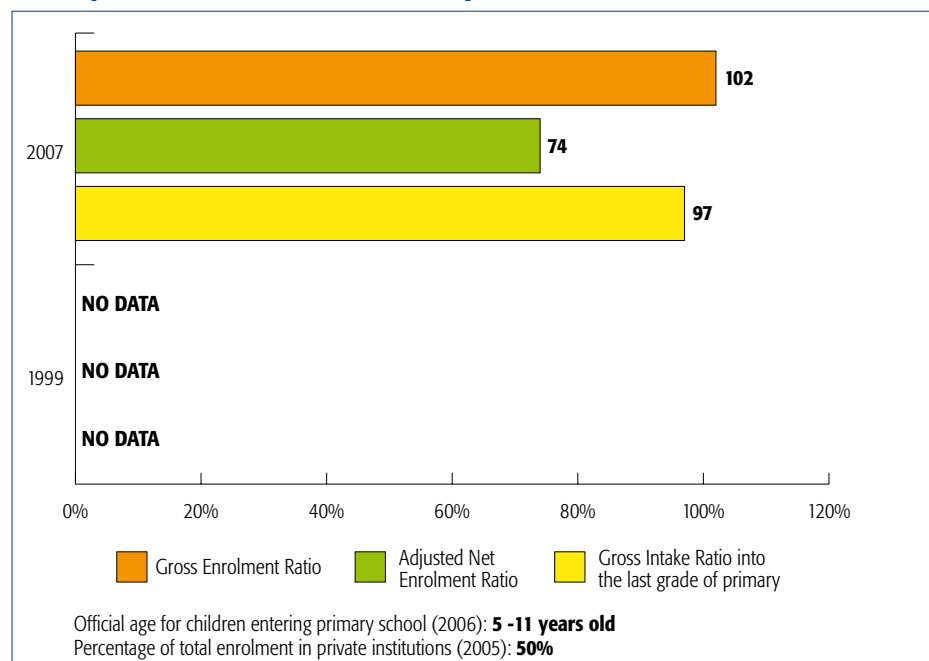
School life expectancy in Pre-primary (2007) = **1.4 years**

% of children under 5 years of age who are underweight (moderate or severe) = **No Data**

**EFA Goal 2** Ensuring that by 2015 all children, particularly girls, children in difficult circumstances and those belonging to ethnic minorities, have access to, and complete, free and compulsory primary education of good quality.

**MDG Goal 2** Achieve UPE - **Target 3** Ensure that, by 2015, children everywhere, boys and girls alike, will be able to complete a full course of primary schooling.

## Primary Education – Access and Participation



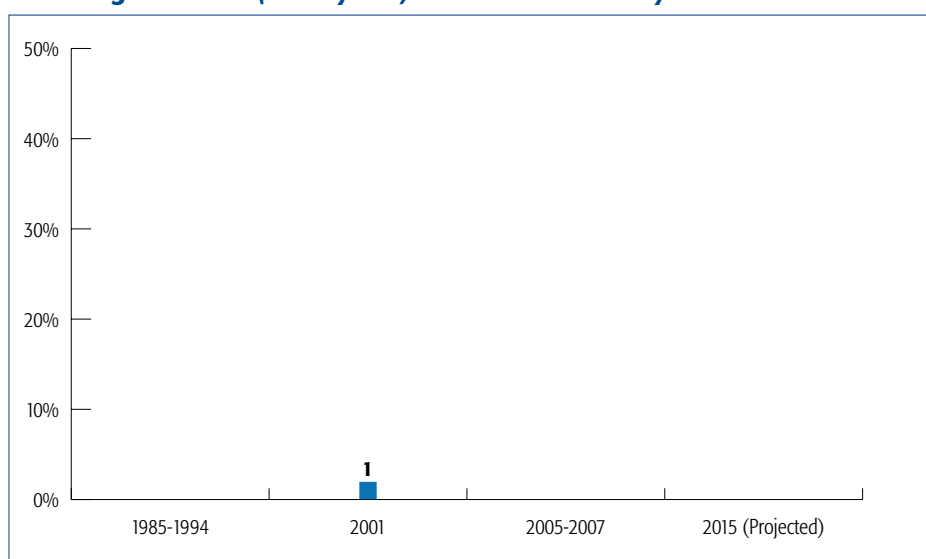
**GER > 95%**

About **three quarters** of children of official primary school age are enrolled.

Number of out of school children (2007) = **3,000**

**EFA Goal 4** Achieving a 50 per cent improvement in levels of adult literacy by 2015, especially for women, and equitable access to basic and continuing education for all adults.

**Percentage of adults (15-64 years) without basic literacy skills**

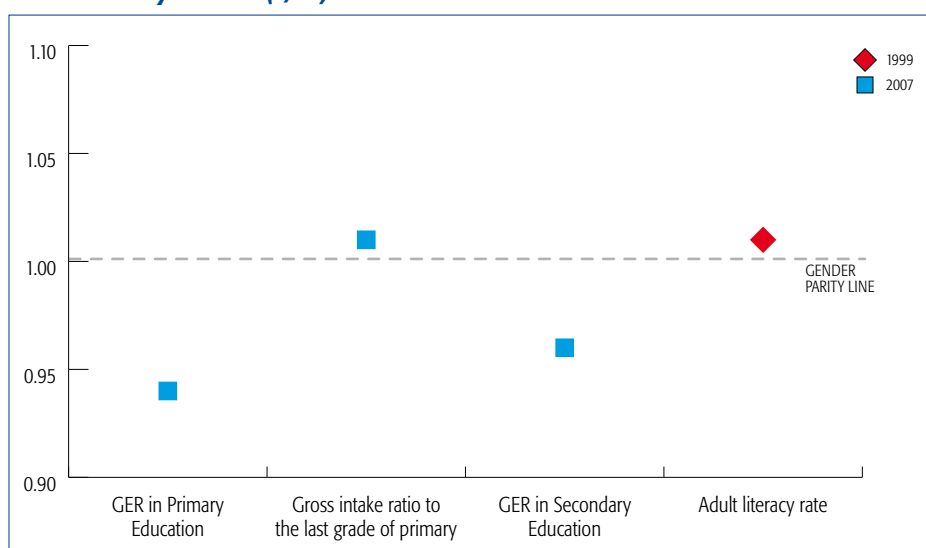


No recent data available to evaluate country's prospects to achieve this EFA GOAL. But due to the low percentage of adults recorded as being illiterate in 2001, it could be stated that this EFA GOAL has been achieved.

**EFA Goal 5** Eliminating gender disparities in primary and secondary education by 2005, and achieving gender equality in education by 2015, with a focus on ensuring girls' full and equal access to and achievement in basic education of good quality.

**MDG Goal 3** Promote gender equality and empower women - **Target 1** Eliminate gender disparity in primary and secondary education, preferably by 2005, and in all levels of education no later than 2015.

**Gender Parity Indices (F/M) for Selected Indicators**



Gender **disparity** is to the disadvantage of **girls** in accessing secondary education.

Gender **parity** has been achieved Gross Intake Ratio to the last grade of primary education.

Gender **disparity** is to the disadvantage of **girls** in accessing secondary education.

Gender **parity** had been achieved back in 1999 for those adults recorded as being literate.

**EFA Goal 6** Improving all aspects of the quality of education and ensuring excellence of all so that recognised and measurable learning outcomes are achieved by all, especially in literacy, numeracy and essential life skills.

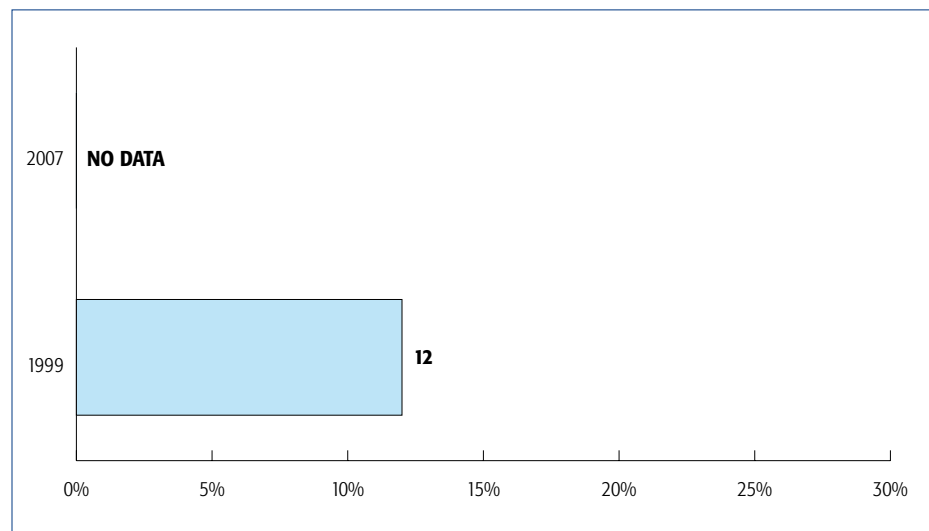
Proxy Indicators of the Quality of Formal Schooling	1999	2007
Percentage of young people (15-24 years) with basic literacy skills	-	-
School Life Expectancy (expected number of years of formal schooling from primary to tertiary education)	-	-
Pupil/Teacher Ratio in Primary Education	-	21.5
Trained Primary- School teachers as % of total	-	67.3
Public current expenditure on primary education as % of GNP	-	0.9

# THE BAHAMAS

Total Population: 330,000 (2006) of which 35.2% are under 15 years old (2005)

**EFA Goal 1** Expanding and improving comprehensive early childhood care and education, especially for the most vulnerable and disadvantaged children.

## GER in Pre Primary Education (%)



Age group (2006):  
**3-4 years old**

Percentage of private provision (2007)  
**= No Data**

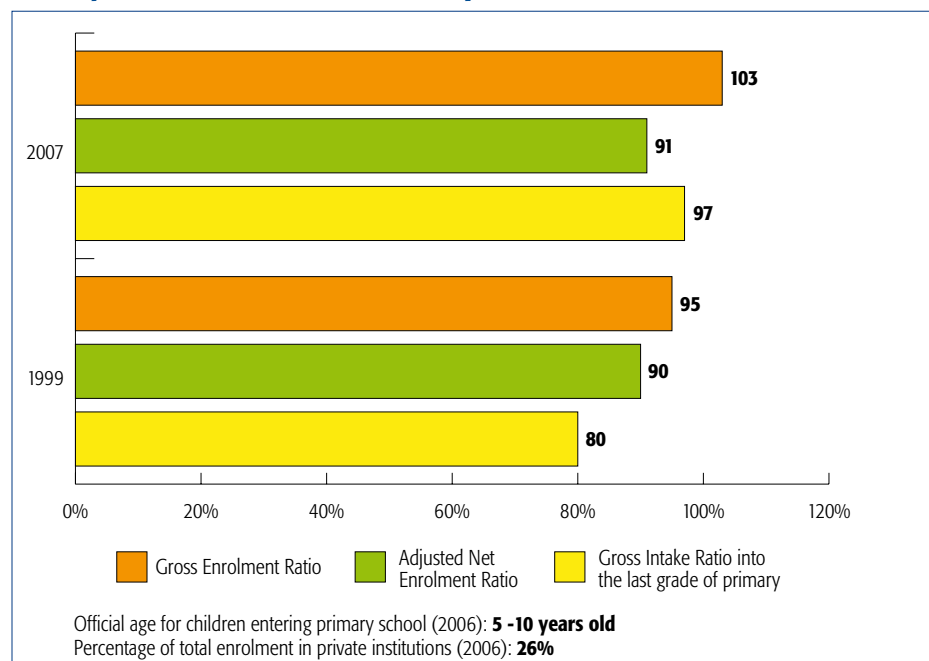
School life expectancy in Pre-primary = **No Data**

% of children under 5 years of age who are underweight (moderate or severe) = **No Data**

**EFA Goal 2** Ensuring that by 2015 all children, particularly girls, children in difficult circumstances and those belonging to ethnic minorities, have access to, and complete, free and compulsory primary education of good quality.

**MDG Goal 2** Achieve UPE - **Target 3** Ensure that, by 2015, children everywhere, boys and girls alike, will be able to complete a full course of primary schooling.

## Primary Education – Access and Participation



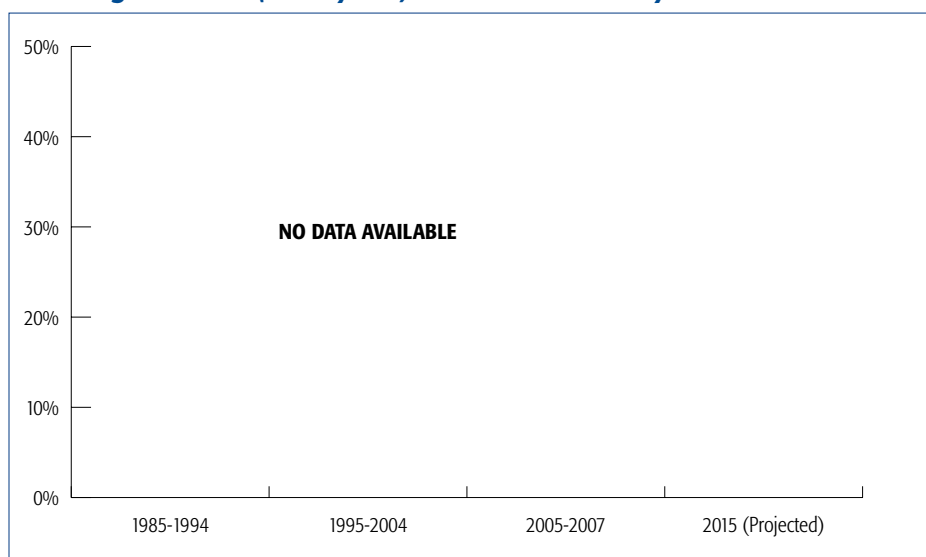
**GER > 95%**

**More than 90%** of children of official primary school age are enrolled.

Number of out of school children (2007)  
**= 3,100**

**EFA Goal 4** Achieving a 50 per cent improvement in levels of adult literacy by 2015, especially for women, and equitable access to basic and continuing education for all adults.

**Percentage of adults (15-64 years) without basic literacy skills**

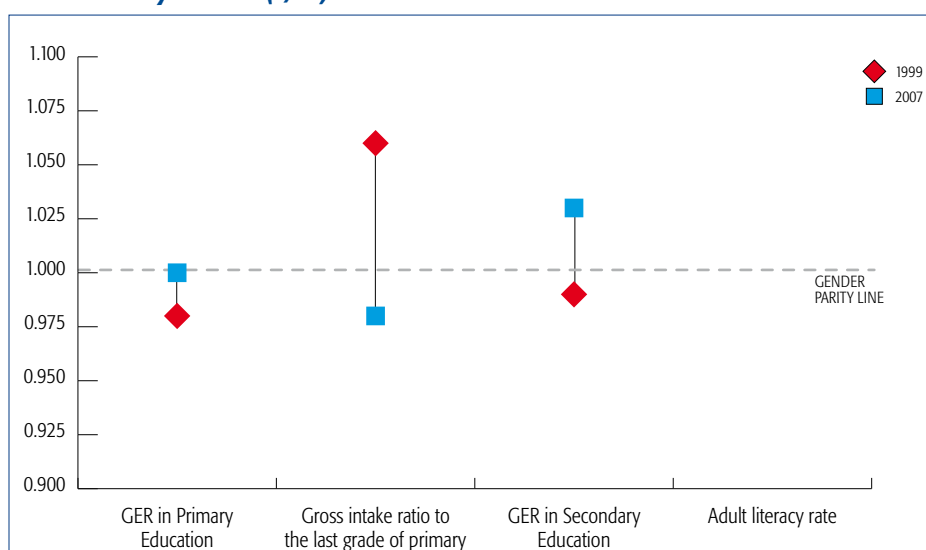


No data available to evaluate country's prospects to achieve this EFA GOAL.

**EFA Goal 5** Eliminating gender disparities in primary and secondary education by 2005, and achieving gender equality in education by 2015, with a focus on ensuring girls' full and equal access to and achievement in basic education of good quality.

**MDG Goal 3** Promote gender equality and empower women - **Target 1** Eliminate gender disparity in primary and secondary education, preferably by 2005, and in all levels of education no later than 2015.

**Gender Parity Indices (F/M) for Selected Indicators**



Gender **parity** has been achieved in accessing primary education.

Gender **parity** has been achieved in Gross Intake Ratio to the last grade of primary education.

Gender **parity** has been achieved in accessing secondary education

No data available for those adults recorded as being literate.

**EFA Goal 6** Improving all aspects of the quality of education and ensuring excellence of all so that recognised and measurable learning outcomes are achieved by all, especially in literacy, numeracy and essential life skills.

Proxy Indicators of the Quality of Formal Schooling	1999	2007
Percentage of young people (15-24 years) with basic literacy skills	-	-
School Life Expectancy (expected number of years of formal schooling from primary to tertiary education)	-	-
Pupil/Teacher Ratio in Primary Education	14.0	13.8
Trained Primary- School teachers as % of total	58.4	85.1
Public current expenditure on primary education as % of GNP	-	-

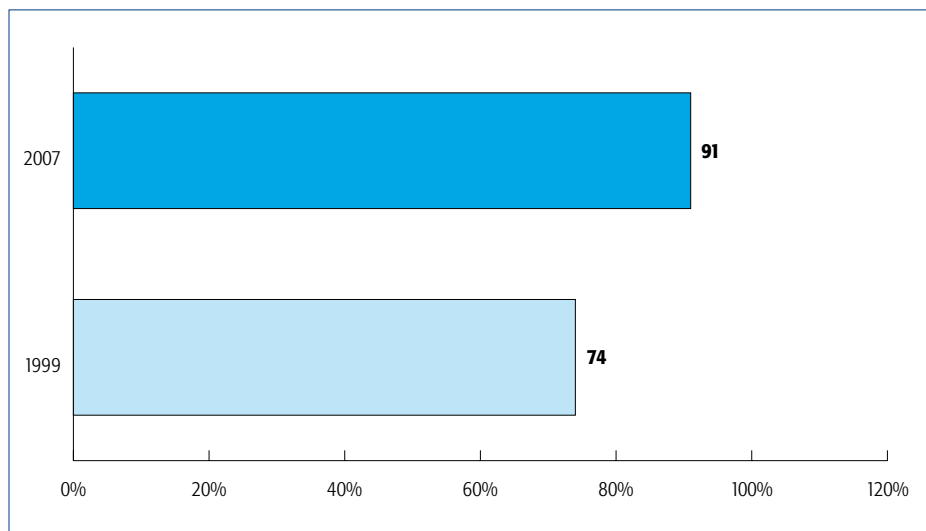


# BARBADOS

Total Population: 293,000 (2006) of which 19.3% are under 15 years old (2005)

**EFA Goal 1** Expanding and improving comprehensive early childhood care and education, especially for the most vulnerable and disadvantaged children.

## GER in Pre Primary Education (%)



Age group (2007):  
**3-4 years old**

Percentage of private provision (2007)  
**= 15%**

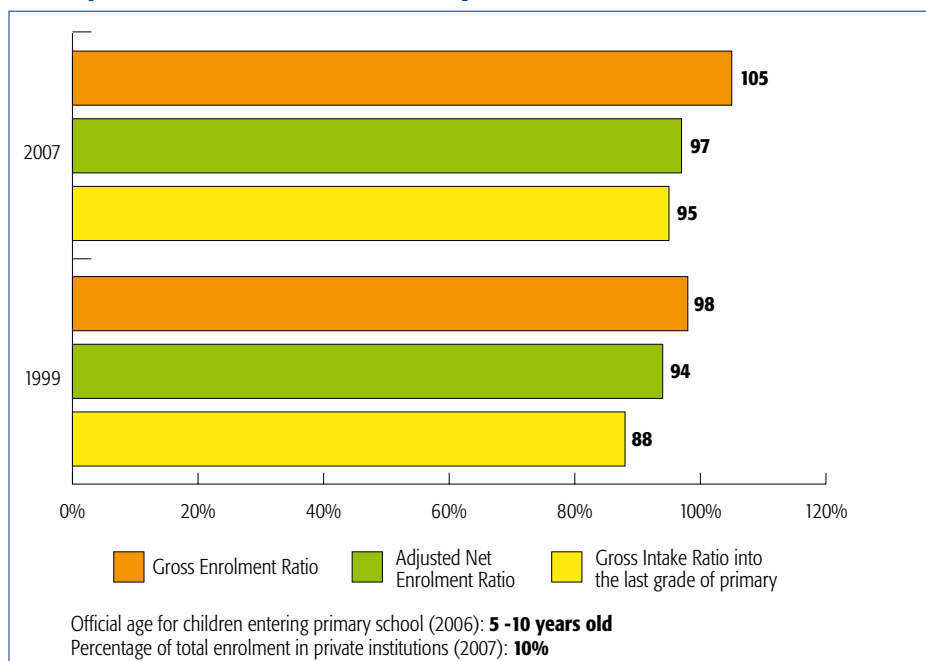
School life expectancy in Pre-primary (2007)  
**= 1.8 years**

% of children under 5 years of age who are underweight (moderate or severe) = **No Data**

**EFA Goal 2** Ensuring that by 2015 all children, particularly girls, children in difficult circumstances and those belonging to ethnic minorities, have access to, and complete, free and compulsory primary education of good quality.

**MDG Goal 2** Achieve UPE - **Target 3** Ensure that, by 2015, children everywhere, boys and girls alike, will be able to complete a full course of primary schooling.

## Primary Education – Access and Participation



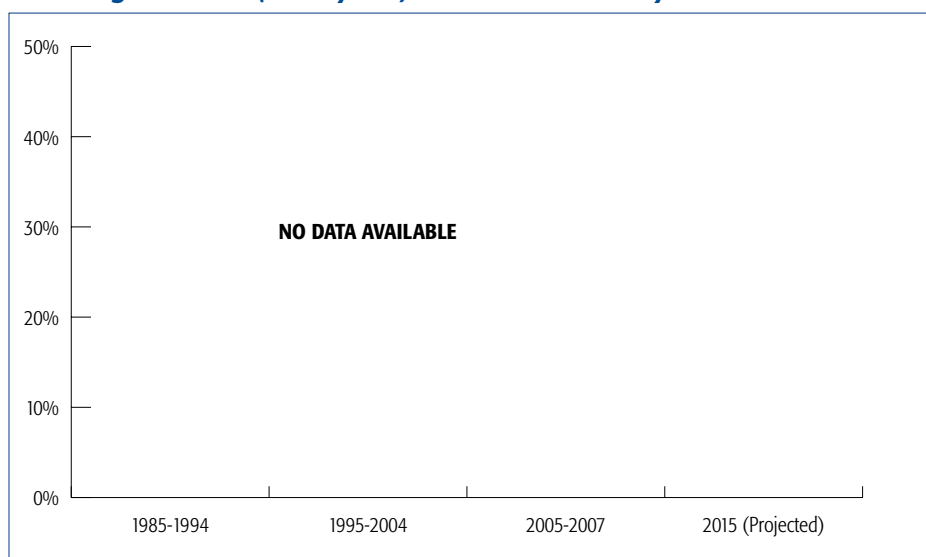
**GER > 95%**

**Almost all** of children of official primary school age are enrolled.

Number of out of school children (2007) = **650**

**EFA Goal 4** Achieving a 50 per cent improvement in levels of adult literacy by 2015, especially for women, and equitable access to basic and continuing education for all adults.

**Percentage of adults (15-64 years) without basic literacy skills**

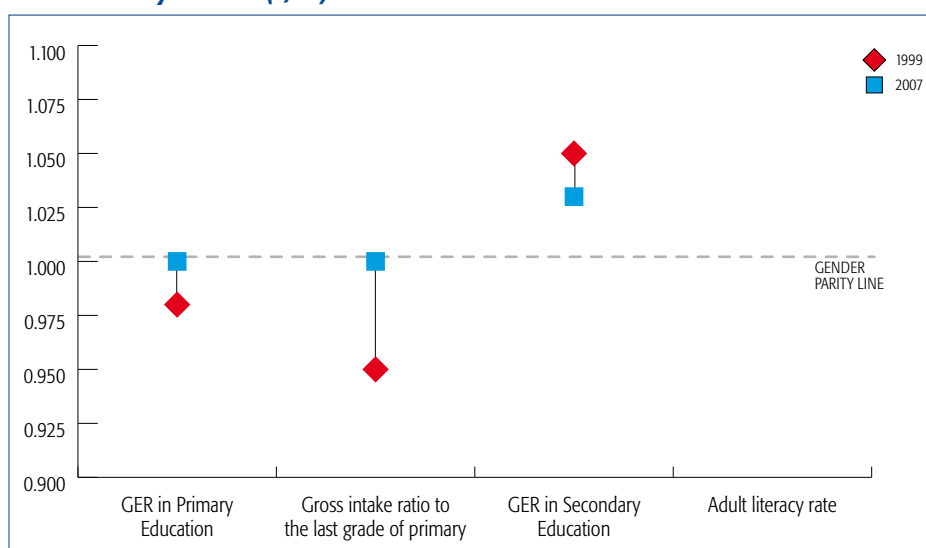


No data available to evaluate country's prospects to achieve this EFA GOAL.

**EFA Goal 5** Eliminating gender disparities in primary and secondary education by 2005, and achieving gender equality in education by 2015, with a focus on ensuring girls' full and equal access to and achievement in basic education of good quality.

**MDG Goal 3** Promote gender equality and empower women - **Target 1** Eliminate gender disparity in primary and secondary education, preferably by 2005, and in all levels of education no later than 2015.

**Gender Parity Indices (F/M) for Selected Indicators**



Gender **parity** has been achieved in accessing primary education.

Gender **parity** has been achieved in Gross Intake Ratio to the last grade of primary education.

Gender **parity** has been achieved in accessing secondary education.

No data available for those adults recorded as being literate.

**EFA Goal 6** Improving all aspects of the quality of education and ensuring excellence of all so that recognised and measurable learning outcomes are achieved by all, especially in literacy, numeracy and essential life skills.

Proxy Indicators of the Quality of Formal Schooling	1999	2007
Percentage of young people (15-24 years) with basic literacy skills	–	–
School Life Expectancy (expected number of years of formal schooling from primary to tertiary education)	13.3	15.0
Pupil/Teacher Ratio in Primary Education	17.8	14.5
Trained Primary- School teachers as % of total	–	70.4
Public current expenditure on primary education as % of GNP	1.0	2.0*

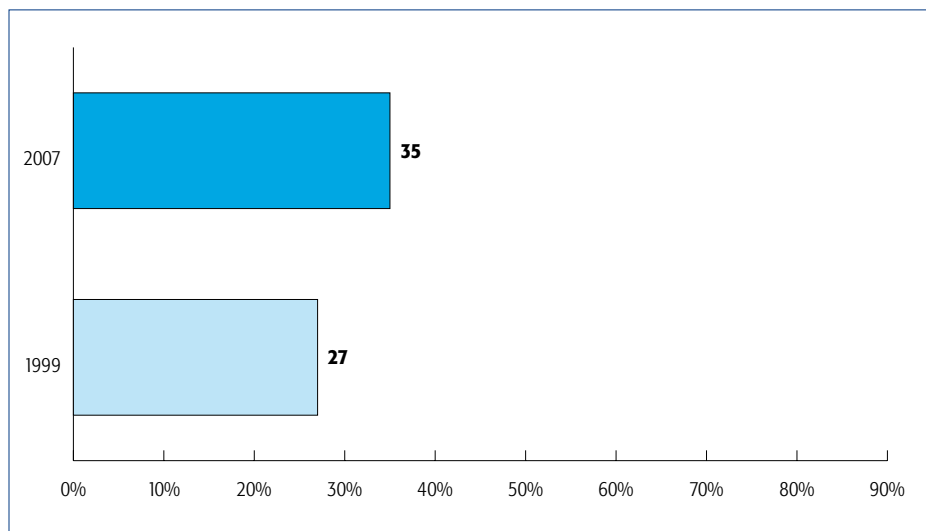
\* Public current expenditure on primary education as % of GNP is for 2005.

# BELIZE

Total Population: 282,000 (2006) of which 38.4% are under 15 years old (2005)

**EFA Goal 1** Expanding and improving comprehensive early childhood care and education, especially for the most vulnerable and disadvantaged children.

## GER in Pre Primary Education (%)



Age group (2007):  
**3-4 years old**

Percentage of private provision (2007)  
**= 76%**

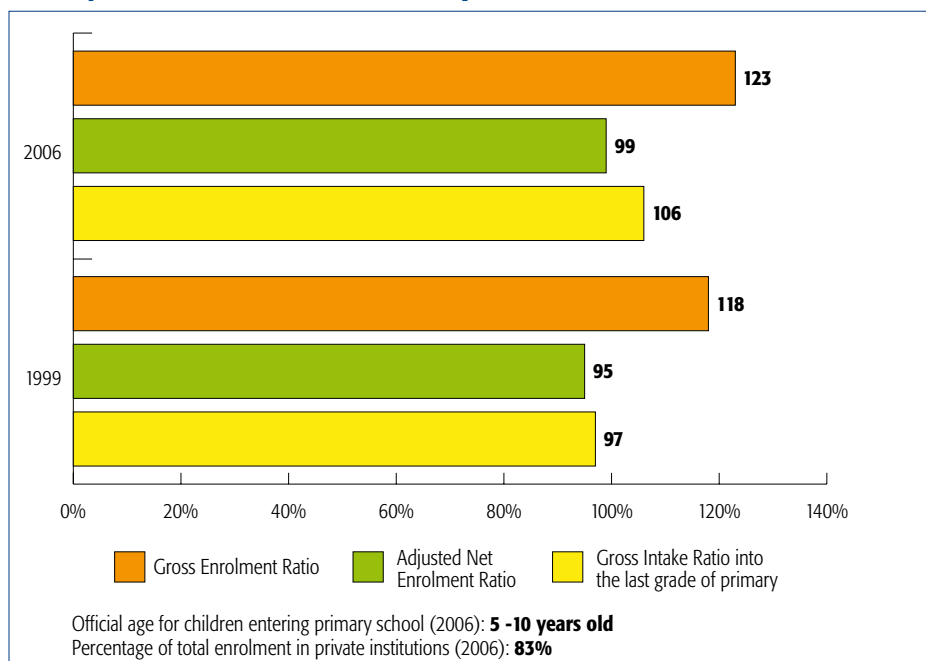
School life expectancy in Pre-primary (2007)  
**= 0.7 years**

% of children under 5 years of age who are underweight (moderate or severe) **= 7%**

**EFA Goal 2** Ensuring that by 2015 all children, particularly girls, children in difficult circumstances and those belonging to ethnic minorities, have access to, and complete, free and compulsory primary education of good quality.

**MDG Goal 2** Achieve UPE - **Target 3** Ensure that, by 2015, children everywhere, boys and girls alike, will be able to complete a full course of primary schooling.

## Primary Education – Access and Participation



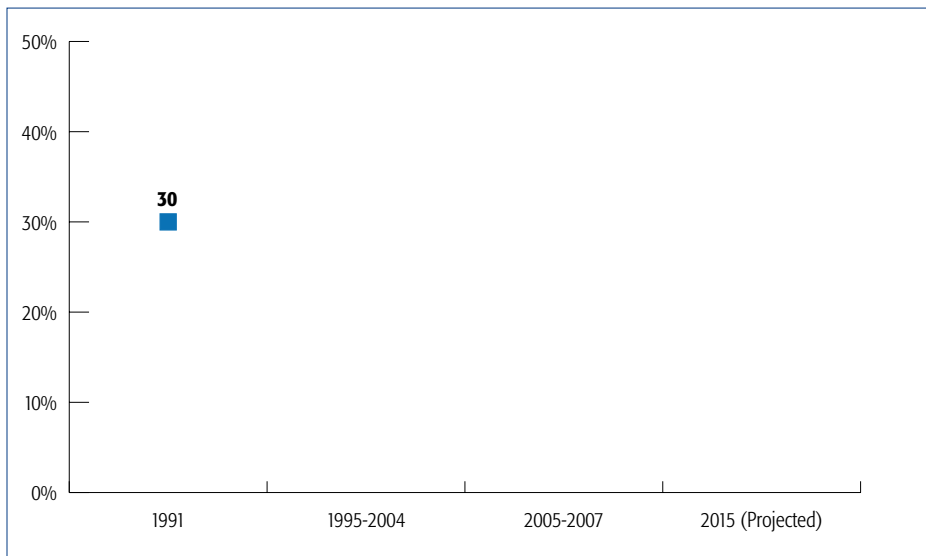
**GER > 95%**

**Almost all** of children of official primary school age are enrolled.

Number of out of school children (2006) = **370**

**EFA Goal 4** Achieving a 50 per cent improvement in levels of adult literacy by 2015, especially for women, and equitable access to basic and continuing education for all adults.

**Percentage of adults (15-64 years) without basic literacy skills**

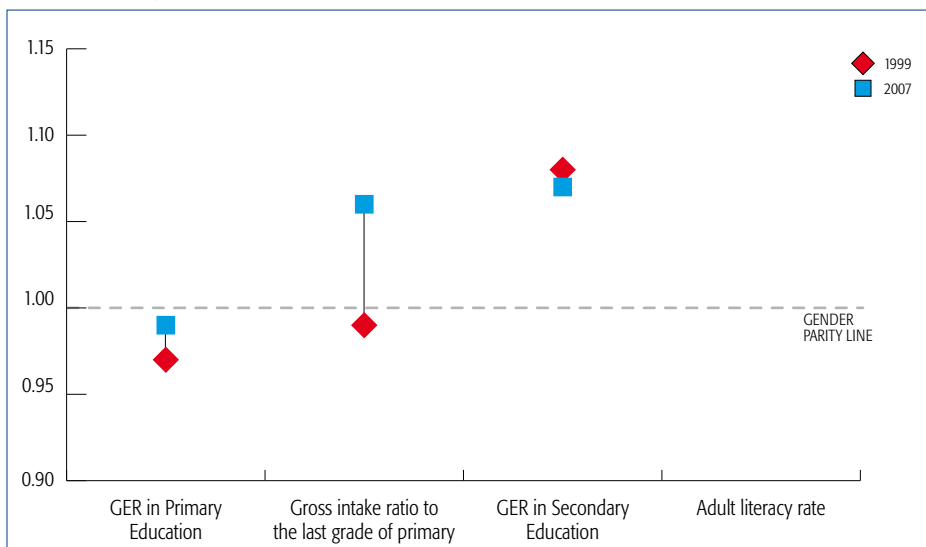


No data available to evaluate country's prospects to achieve this EFA GOAL.

**EFA Goal 5** Eliminating gender disparities in primary and secondary education by 2005, and achieving gender equality in education by 2015, with a focus on ensuring girls' full and equal access to and achievement in basic education of good quality.

**MDG Goal 3** Promote gender equality and empower women - **Target 1** Eliminate gender disparity in primary and secondary education, preferably by 2005, and in all levels of education no later than 2015.

**Gender Parity Indices (F/M) for Selected Indicators**



Gender **parity** has been achieved in accessing primary education

Gender **disparity** is to the disadvantage of **boys** in Gross Intake Ratio to the last grade of primary education.

Gender **disparity** is to the disadvantage of **boys** in accessing secondary education.

No data available for those adults recorded as being literate..

**EFA Goal 6** Improving all aspects of the quality of education and ensuring excellence of all so that recognised and measurable learning outcomes are achieved by all, especially in literacy, numeracy and essential life skills.

Proxy Indicators of the Quality of Formal Schooling	1999	2007
Percentage of young people (15-24 years) with basic literacy skills	-	76.5*
School Life Expectancy (expected number of years of formal schooling from primary to tertiary education)	-	-
Pupil/Teacher Ratio in Primary Education	23.5	22.9
Trained Primary- School teachers as % of total	-	42.5
Public current expenditure on primary education as % of GNP	-	-

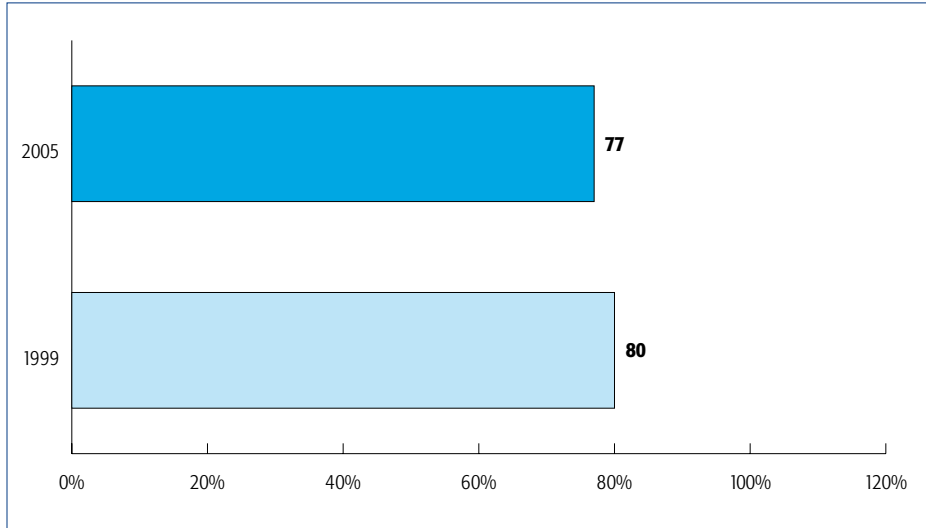
\* Corresponds to 2000-2006, Source: UNICEF

# DOMINICA

Total Population: 68,000 (2006) of which 24.7% are under 15 years old (2005)

**EFA Goal 1** Expanding and improving comprehensive early childhood care and education, especially for the most vulnerable and disadvantaged children.

## GER in Pre Primary Education (%)



Age group (2007):  
**3-4 years old**

Percentage of private provision (2007) = **100%**

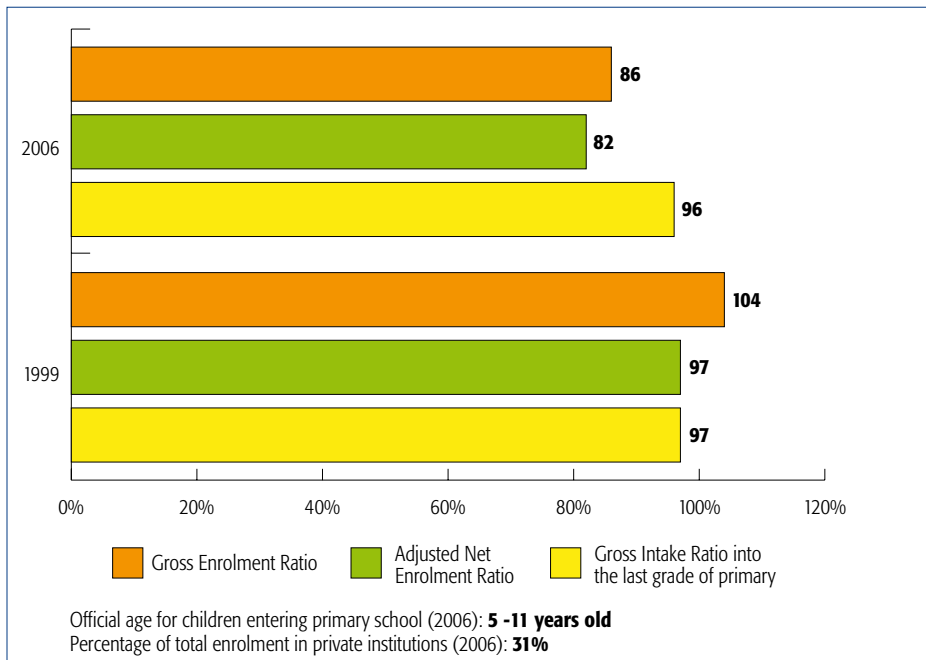
School life expectancy in Pre-primary (2006) = **0.8 years**

% of children under 5 years of age who are underweight (moderate or severe) = **No Data**

**EFA Goal 2** Ensuring that by 2015 all children, particularly girls, children in difficult circumstances and those belonging to ethnic minorities, have access to, and complete, free and compulsory primary education of good quality.

**MDG Goal 2** Achieve UPE - **Target 3** Ensure that, by 2015, children everywhere, boys and girls alike, will be able to complete a full course of primary schooling.

## Primary Education – Access and Participation



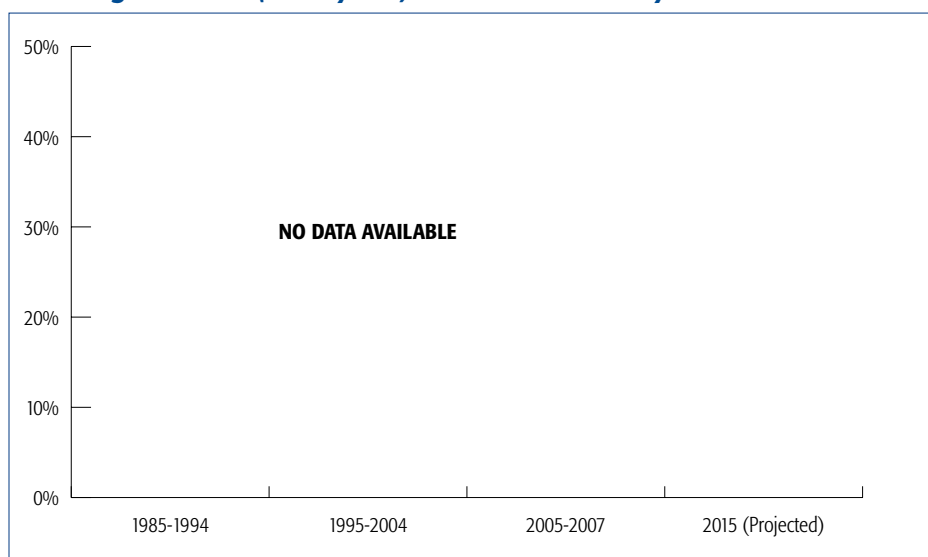
**GER > 95%**

**Around 80%** of children of official primary school age are enrolled.

Number of out of school children (2006) = **1,800**

**EFA Goal 4** Achieving a 50 per cent improvement in levels of adult literacy by 2015, especially for women, and equitable access to basic and continuing education for all adults.

**Percentage of adults (15-64 years) without basic literacy skills**

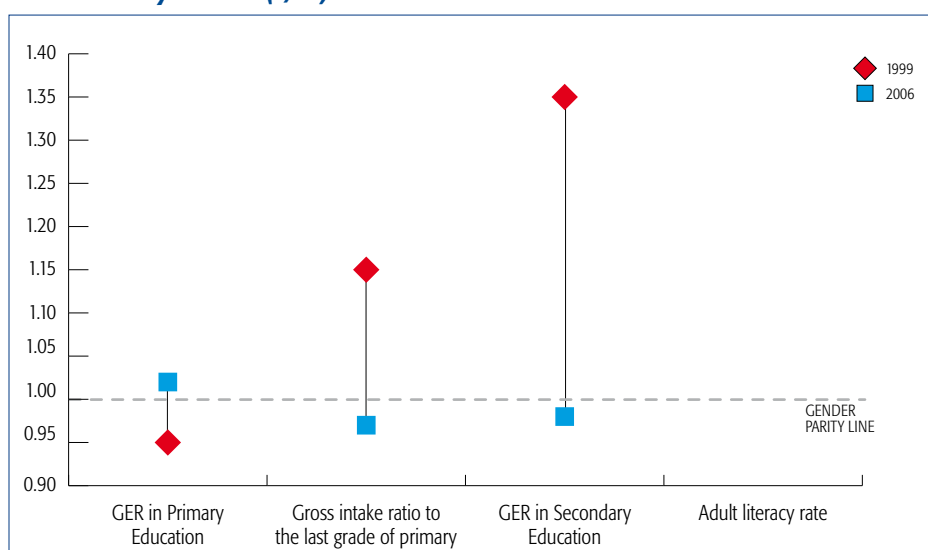


No data available to evaluate country's prospects to achieve this EFA GOAL.

**EFA Goal 5** Eliminating gender disparities in primary and secondary education by 2005, and achieving gender equality in education by 2015, with a focus on ensuring girls' full and equal access to and achievement in basic education of good quality.

**MDG Goal 3** Promote gender equality and empower women - **Target 1** Eliminate gender disparity in primary and secondary education, preferably by 2005, and in all levels of education no later than 2015.

**Gender Parity Indices (F/M) for Selected Indicators**



Gender **parity** has been achieved in accessing primary education.

Gender **parity** has been achieved in Gross Intake Ratio to the last grade of primary education.

Gender **parity** has been achieved in accessing secondary education.

No data available for those adults recorded as being literate.

**EFA Goal 6** Improving all aspects of the quality of education and ensuring excellence of all so that recognised and measurable learning outcomes are achieved by all, especially in literacy, numeracy and essential life skills.

Proxy Indicators of the Quality of Formal Schooling	1999	2007
Percentage of young people (15-24 years) with basic literacy skills	-	-
School Life Expectancy (expected number of years of formal schooling from primary to tertiary education)	12.3	13.0*
Pupil/Teacher Ratio in Primary Education	19.8	17.3
Trained Primary- School teachers as % of total	64.0	61.1
Public current expenditure on primary education as % of GNP	-	1.8

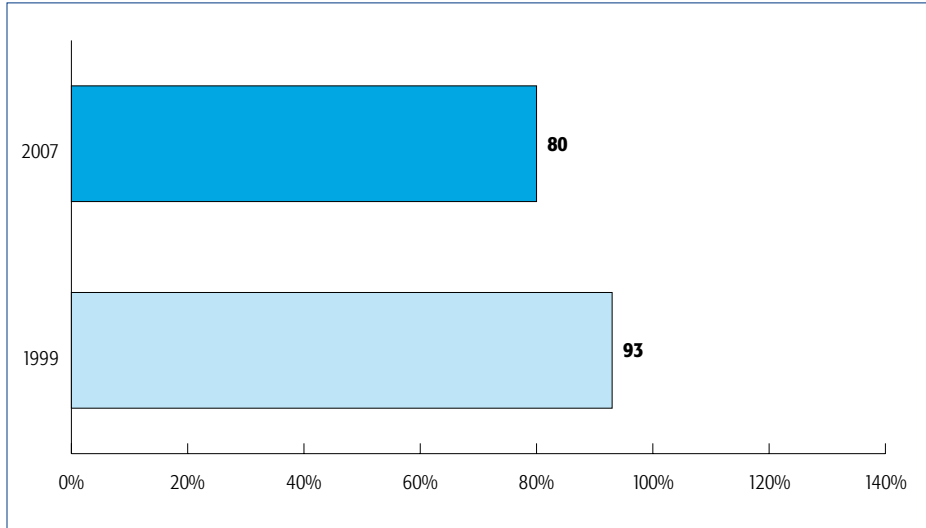
\* School Life Expectancy (expected number of years of formal schooling from primary to tertiary education) corresponds to 2005

# GRENADA

Total Population: 106,000 (2006) of which 32.4% are under 15 years old (2005)

**EFA Goal 1** Expanding and improving comprehensive early childhood care and education, especially for the most vulnerable and disadvantaged children.

## GER in Pre Primary Education (%)



Age group (2007):  
**3-4 years old**

Percentage of private provision (2007) = **56%**

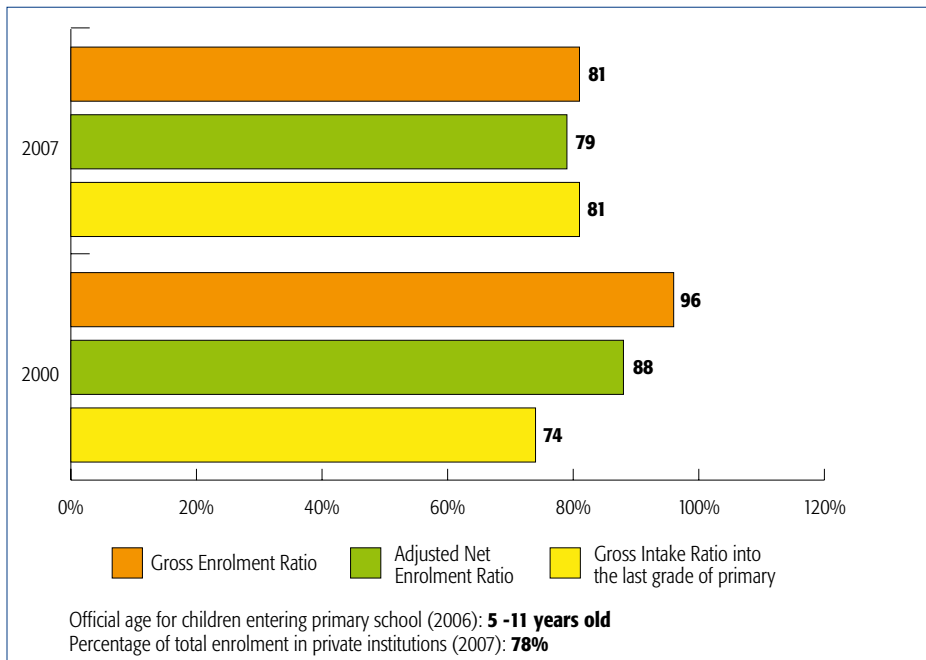
School life expectancy in Pre-primary (2007) = **1.6 years**

% of children under 5 years of age who are underweight (moderate or severe) = **No Data**

**EFA Goal 2** Ensuring that by 2015 all children, particularly girls, children in difficult circumstances and those belonging to ethnic minorities, have access to, and complete, free and compulsory primary education of good quality.

**MDG Goal 2** Achieve UPE - **Target 3** Ensure that, by 2015, children everywhere, boys and girls alike, will be able to complete a full course of primary schooling.

## Primary Education – Access and Participation



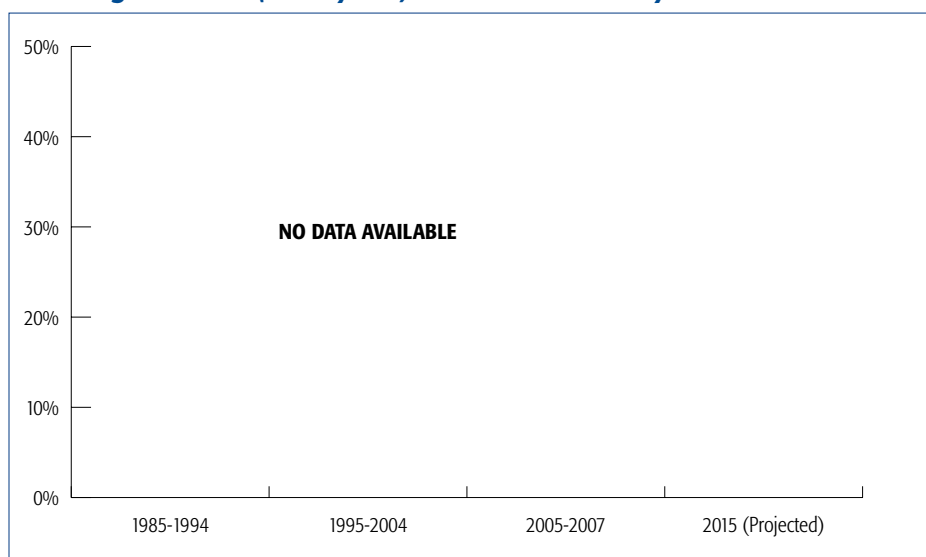
**GER > 95%**

Almost **80%** of children of official primary school age are enrolled.

Number of out of school children (2007) = **3,600**

**EFA Goal 4** Achieving a 50 per cent improvement in levels of adult literacy by 2015, especially for women, and equitable access to basic and continuing education for all adults.

**Percentage of adults (15-64 years) without basic literacy skills**

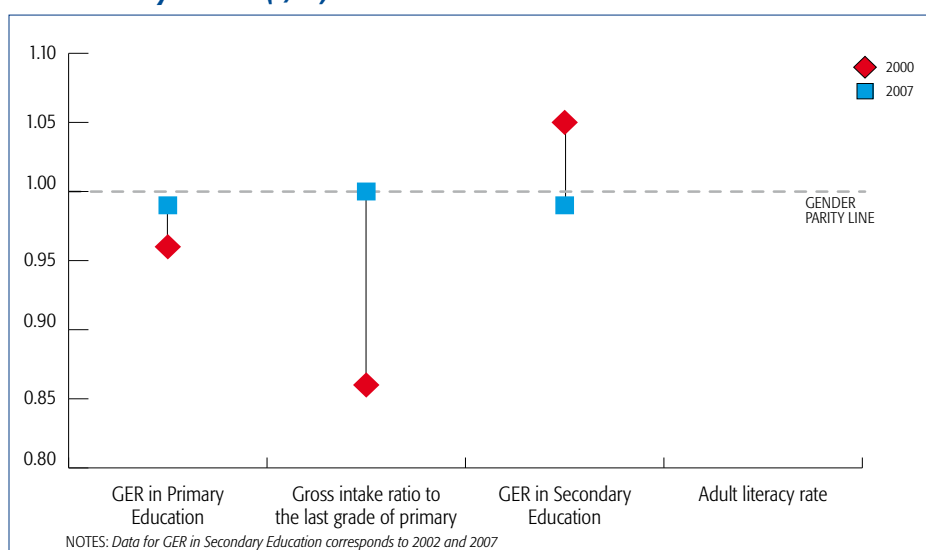


No data available to evaluate country's prospects to achieve this EFA GOAL.

**EFA Goal 5** Eliminating gender disparities in primary and secondary education by 2005, and achieving gender equality in education by 2015, with a focus on ensuring girls' full and equal access to and achievement in basic education of good quality.

**MDG Goal 3** Promote gender equality and empower women - **Target 1** Eliminate gender disparity in primary and secondary education, preferably by 2005, and in all levels of education no later than 2015.

**Gender Parity Indices (F/M) for Selected Indicators**



Gender **parity** has been achieved in accessing primary education

Gender **parity** has been achieved in Gross Intake Ratio to the last grade of primary education.

Gender **parity** has been achieved in accessing secondary education.

No data available for those adults recorded as being literate

**EFA Goal 6** Improving all aspects of the quality of education and ensuring excellence of all so that recognised and measurable learning outcomes are achieved by all, especially in literacy, numeracy and essential life skills.

Proxy Indicators of the Quality of Formal Schooling	1999	2007
Percentage of young people (15-24 years) with basic literacy skills	-	-
School Life Expectancy (expected number of years of formal schooling from primary to tertiary education)	-	12.1*
Pupil/Teacher Ratio in Primary Education	-	15.8
Trained Primary- School teachers as % of total	-	69.5
Public current expenditure on primary education as % of GNP	-	-

\*School Life Expectancy (expected number of years of formal schooling from primary to tertiary education) corresponds to 2005

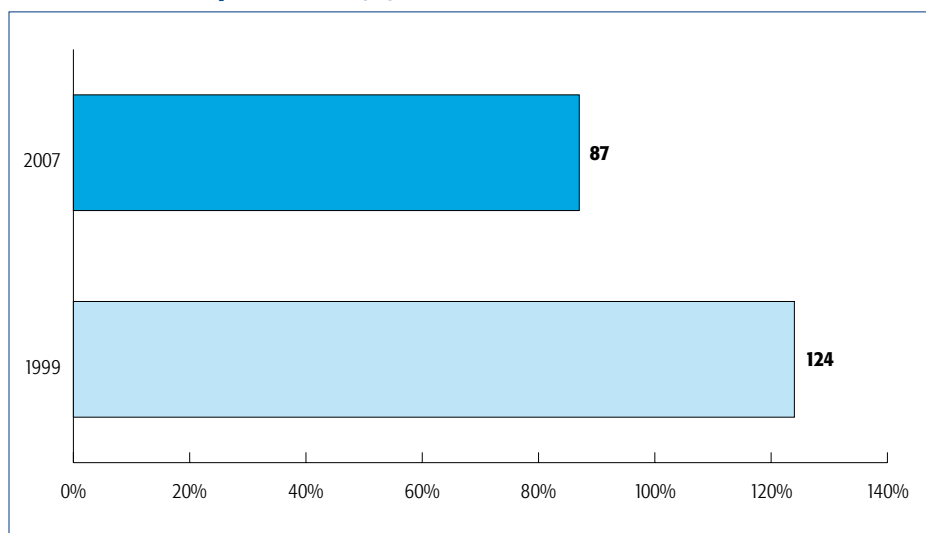


# GUYANA

Total Population: 739,000 (2006) of which 25.9% are under 15 years old (2005)

**EFA Goal 1** Expanding and improving comprehensive early childhood care and education, especially for the most vulnerable and disadvantaged children.

## GER in Pre Primary Education (%)



Age group (2007):  
**4-5 years old**

Percentage of private provision (2007) = **2%**

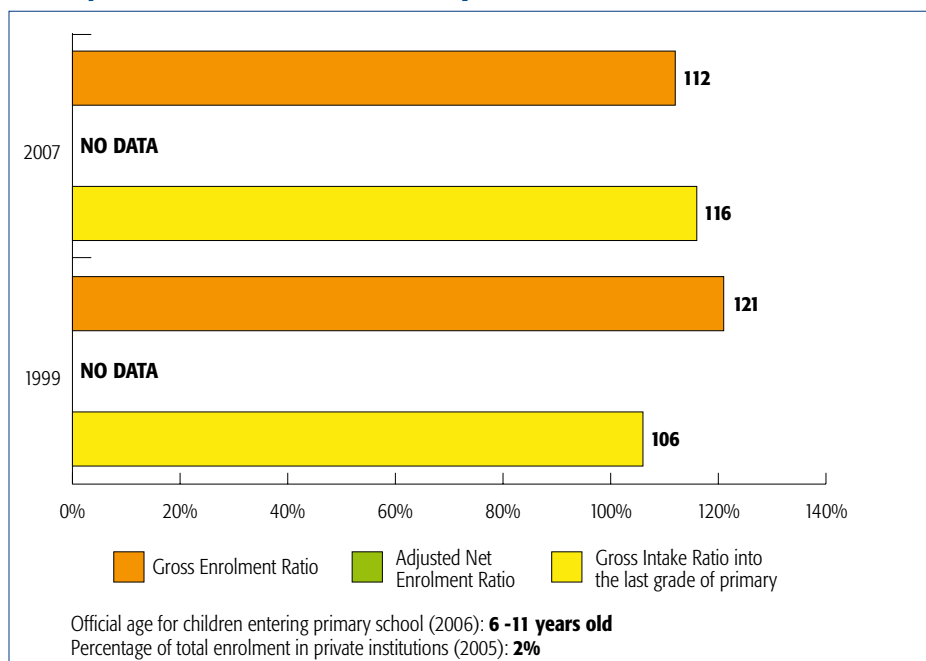
School life expectancy in Pre-primary (2007) = **1.7 years**

% of children under 5 years of age who are underweight (moderate or severe) = **14%**

**EFA Goal 2** Ensuring that by 2015 all children, particularly girls, children in difficult circumstances and those belonging to ethnic minorities, have access to, and complete, free and compulsory primary education of good quality.

**MDG Goal 2** Achieve UPE - **Target 3** Ensure that, by 2015, children everywhere, boys and girls alike, will be able to complete a full course of primary schooling.

## Primary Education – Access and Participation



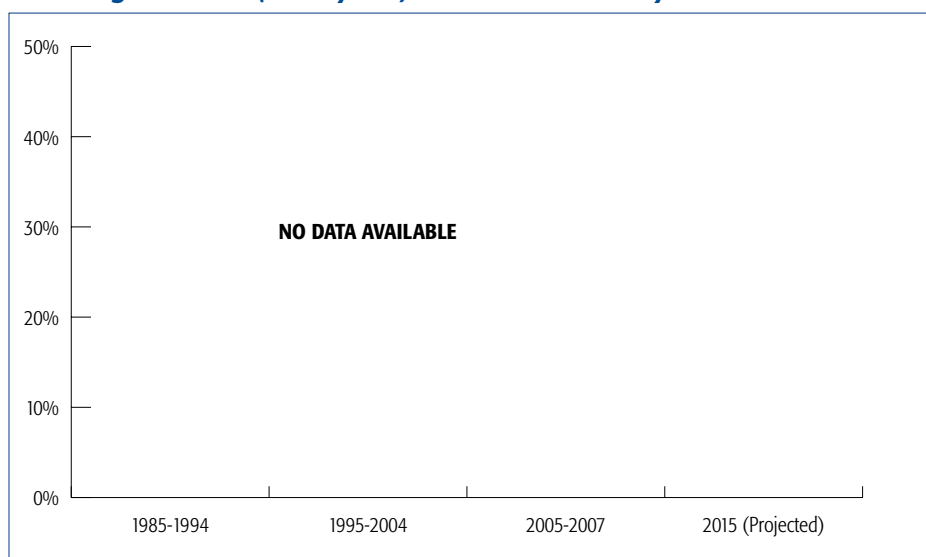
**GER > 95%**

Adjusted NER:  
**No data available**

Number of out of school children  
**= No data available**

**EFA Goal 4** Achieving a 50 per cent improvement in levels of adult literacy by 2015, especially for women, and equitable access to basic and continuing education for all adults.

**Percentage of adults (15-64 years) without basic literacy skills**

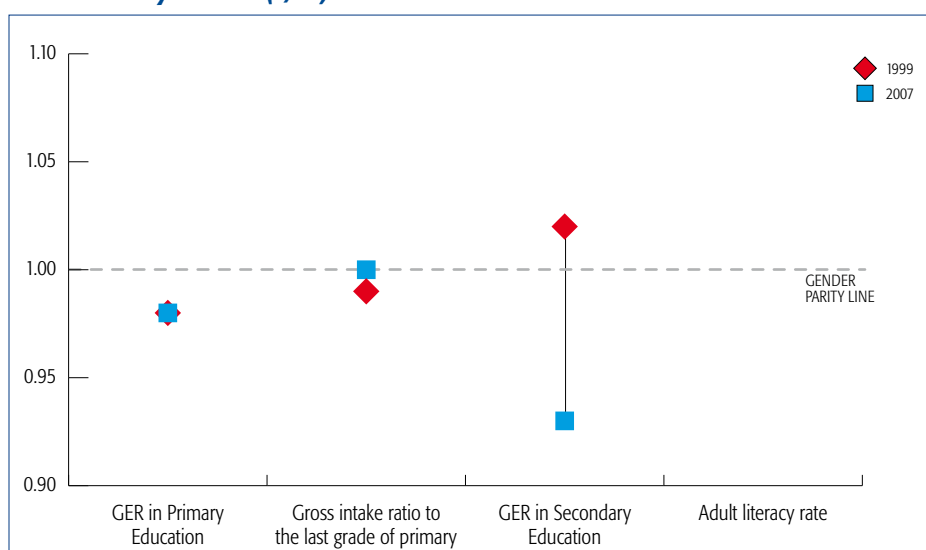


No data available to evaluate country's prospects to achieve this EFA GOAL.

**EFA Goal 5** Eliminating gender disparities in primary and secondary education by 2005, and achieving gender equality in education by 2015, with a focus on ensuring girls' full and equal access to and achievement in basic education of good quality.

**MDG Goal 3** Promote gender equality and empower women - **Target 1** Eliminate gender disparity in primary and secondary education, preferably by 2005, and in all levels of education no later than 2015.

**Gender Parity Indices (F/M) for Selected Indicators**



Gender **parity** has been achieved in accessing primary education

Gender **parity** has been achieved in Gross Intake Ratio to the last grade of primary education.

Gender **disparity** is to the disadvantage of **girls** in accessing secondary education.

No data available for those adults recorded as being literate.

**EFA Goal 6** Improving all aspects of the quality of education and ensuring excellence of all so that recognised and measurable learning outcomes are achieved by all, especially in literacy, numeracy and essential life skills.

Proxy Indicators of the Quality of Formal Schooling	1999	2007
Percentage of young people (15-24 years) with basic literacy skills	–	–
School Life Expectancy (expected number of years of formal schooling from primary to tertiary education)	–	12.7
Pupil/Teacher Ratio in Primary Education	26.7	26.2
Trained Primary- School teachers as % of total	51.7	57.3
Public current expenditure on primary education as % of GNP	–	2.1*

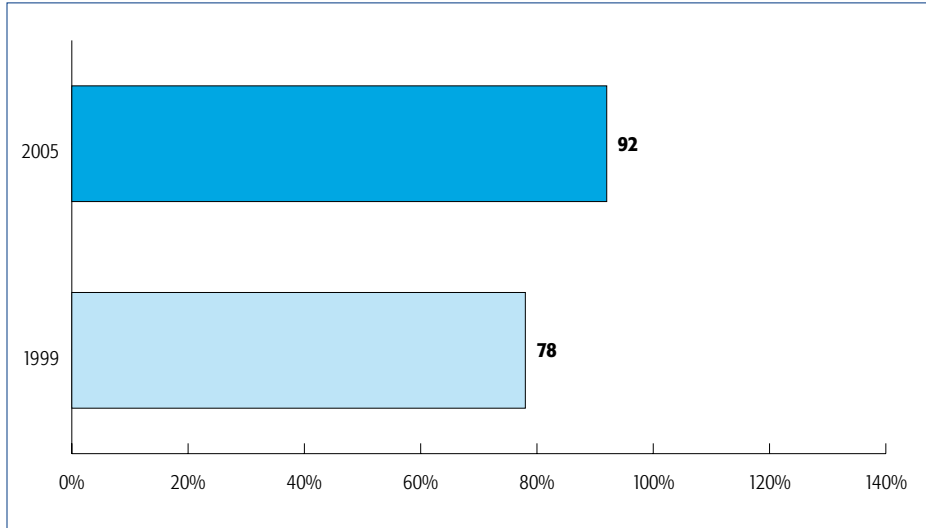
\* Public current expenditure on primary education as % of GNP is for 2006.

# JAMAICA

Total Population: 2.7 millions (2006) of which 32.0% are under 15 years old (2005)

**EFA Goal 1** Expanding and improving comprehensive early childhood care and education, especially for the most vulnerable and disadvantaged children.

## GER in Pre Primary Education (%)



Age group (2007):  
**3-5 years old**

Percentage of private provision (2005) = **91%**

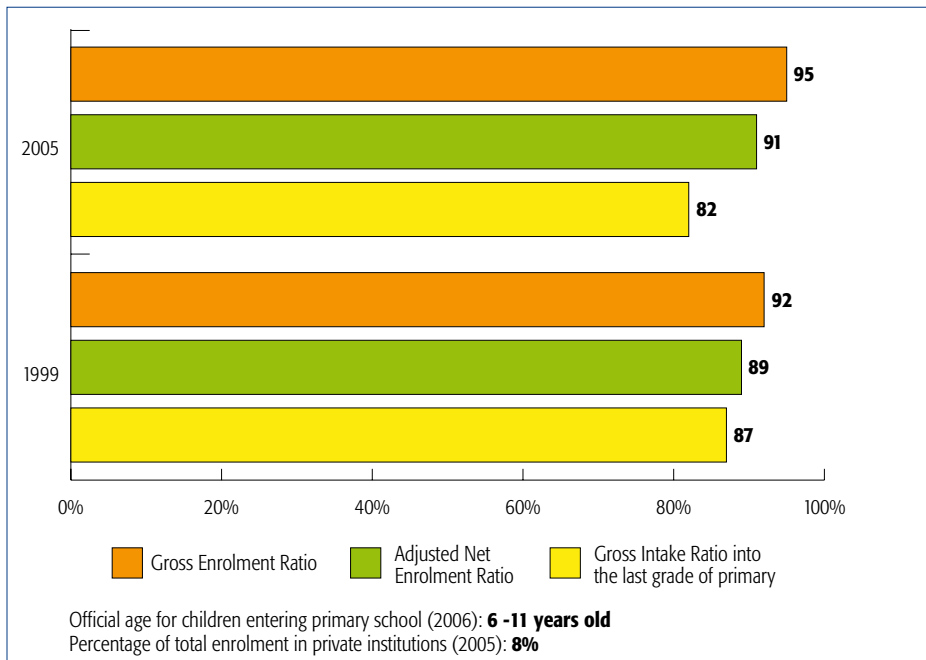
School life expectancy in Pre-primary (2005) = **2.8 years**

% of children under 5 years of age who are underweight (moderate or severe) = **4%**

**EFA Goal 2** Ensuring that by 2015 all children, particularly girls, children in difficult circumstances and those belonging to ethnic minorities, have access to, and complete, free and compulsory primary education of good quality.

**MDG Goal 2** Achieve UPE - **Target 3** Ensure that, by 2015, children everywhere, boys and girls alike, will be able to complete a full course of primary schooling.

## Primary Education – Access and Participation



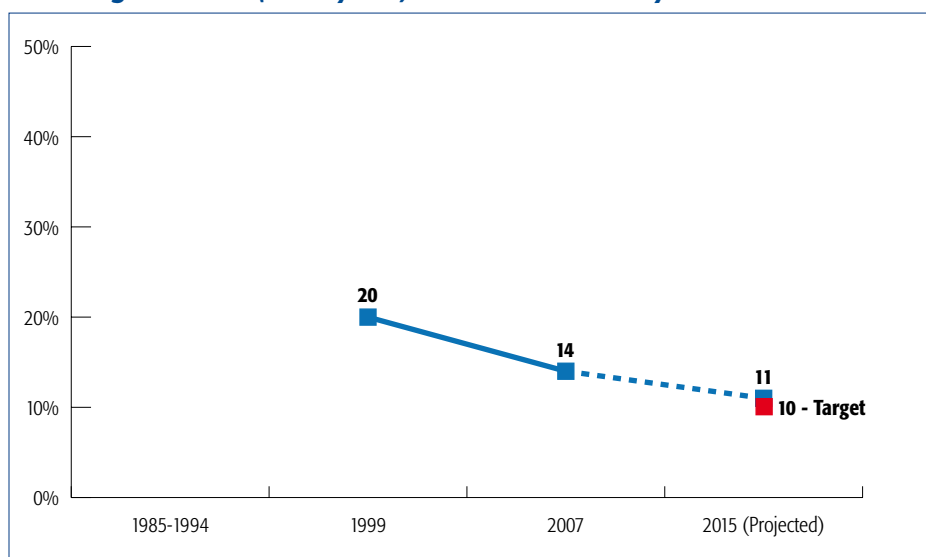
**GER > 95%**

Almost **90%** of children of official primary school age are enrolled.

Number of out of school children (2005) = **31,000**

**EFA Goal 4** Achieving a 50 per cent improvement in levels of adult literacy by 2015, especially for women, and equitable access to basic and continuing education for all adults.

**Percentage of adults (15-64 years) without basic literacy skills**

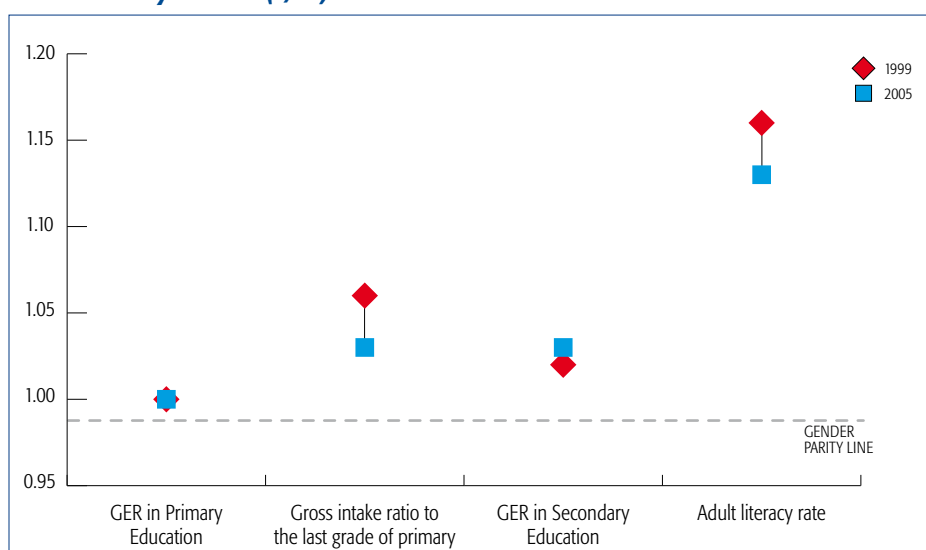


According to current projections, the projected percentage of adults without basic literacy skills by 2015 is one percentage points **higher** than the estimated EFA target rate.

**EFA Goal 5** Eliminating gender disparities in primary and secondary education by 2005, and achieving gender equality in education by 2015, with a focus on ensuring girls' full and equal access to and achievement in basic education of good quality.

**MDG Goal 3** Promote gender equality and empower women - **Target 1** Eliminate gender disparity in primary and secondary education, preferably by 2005, and in all levels of education no later than 2015.

**Gender Parity Indices (F/M) for Selected Indicators**



Gender **parity** has been achieved in accessing primary education

Gender **parity** has been achieved in Gross Intake Ratio to the last grade of primary education.

Gender **parity** has been achieved in accessing secondary education.

Gender **disparities** for those adults recorded as being literate are to the disadvantage of men.

**EFA Goal 6** Improving all aspects of the quality of education and ensuring excellence of all so that recognised and measurable learning outcomes are achieved by all, especially in literacy, numeracy and essential life skills.

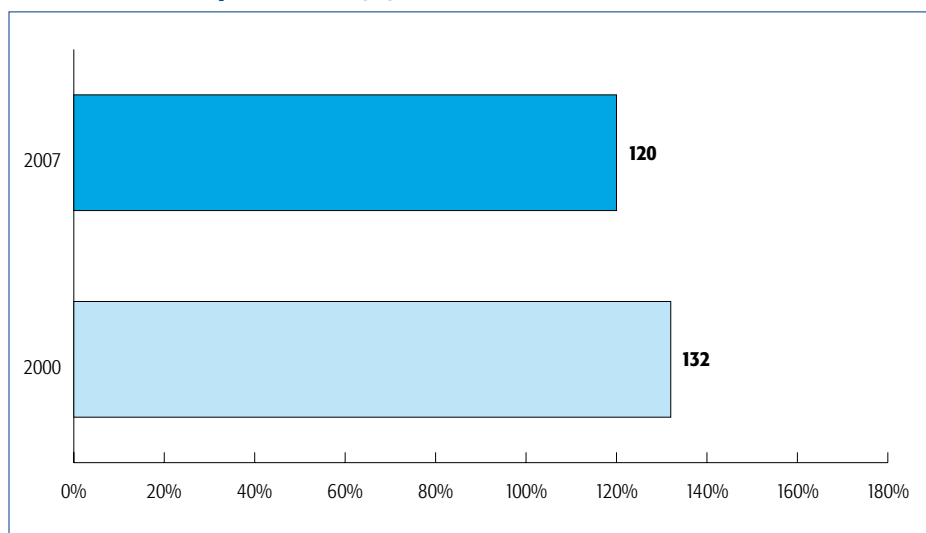
Proxy Indicators of the Quality of Formal Schooling	1999	2005
Percentage of young people (15-24 years) with basic literacy skills	-	-
School Life Expectancy (expected number of years of formal schooling from primary to tertiary education)	-	-
Pupil/Teacher Ratio in Primary Education	-	27.7
Trained Primary- School teachers as % of total	-	-
Public current expenditure on primary education as % of GNP	-	1.8

# SAINT KITTS AND NEVIS

Total Population: 50,000 (2006) of which 29.4% are under 15 years old (2005)

**EFA Goal 1** Expanding and improving comprehensive early childhood care and education, especially for the most vulnerable and disadvantaged children.

## GER in Pre Primary Education (%)



Age group (2007):  
**3-4 years old**

Percentage of private provision (2007) = **74%**

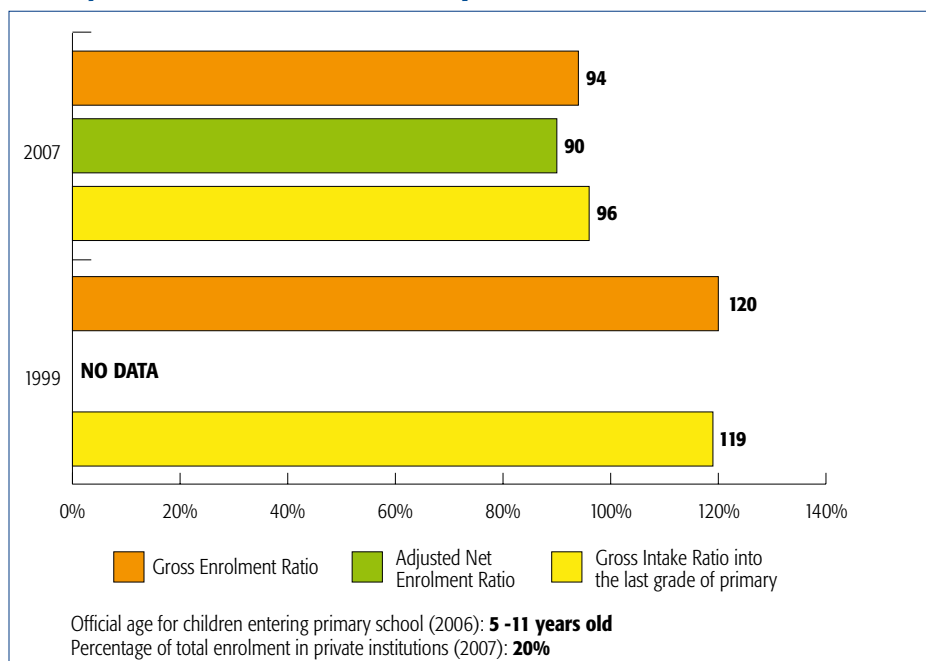
School life expectancy in Pre-primary (2005) = **2.4 years**

% of children under 5 years of age who are underweight (moderate or severe) = **No Data**

**EFA Goal 2** Ensuring that by 2015 all children, particularly girls, children in difficult circumstances and those belonging to ethnic minorities, have access to, and complete, free and compulsory primary education of good quality.

**MDG Goal 2** Achieve UPE - **Target 3** Ensure that, by 2015, children everywhere, boys and girls alike, will be able to complete a full course of primary schooling.

## Primary Education – Access and Participation



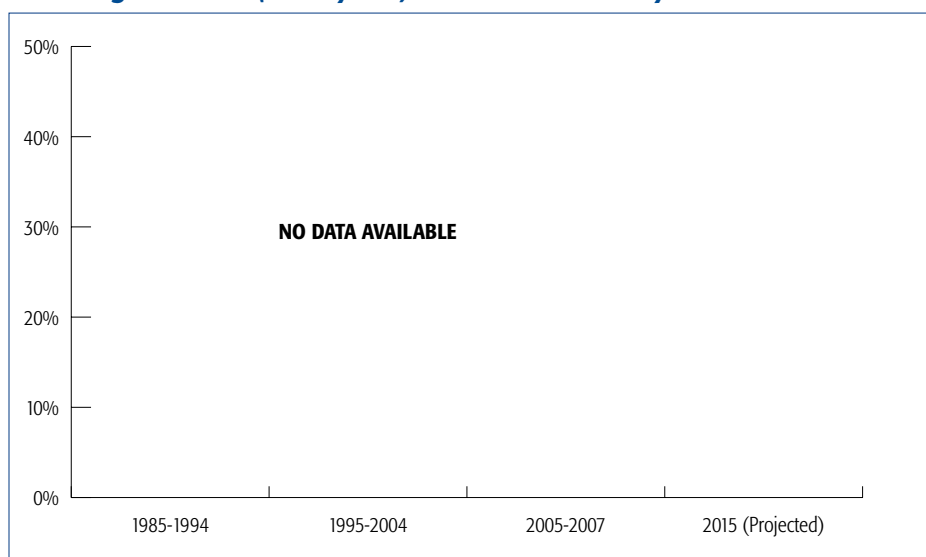
**GER > 95%**

Around **90%** of children of official primary school age are enrolled.

Number of out of school children (2006) = **633**

**EFA Goal 4** Achieving a 50 per cent improvement in levels of adult literacy by 2015, especially for women, and equitable access to basic and continuing education for all adults.

**Percentage of adults (15-64 years) without basic literacy skills**

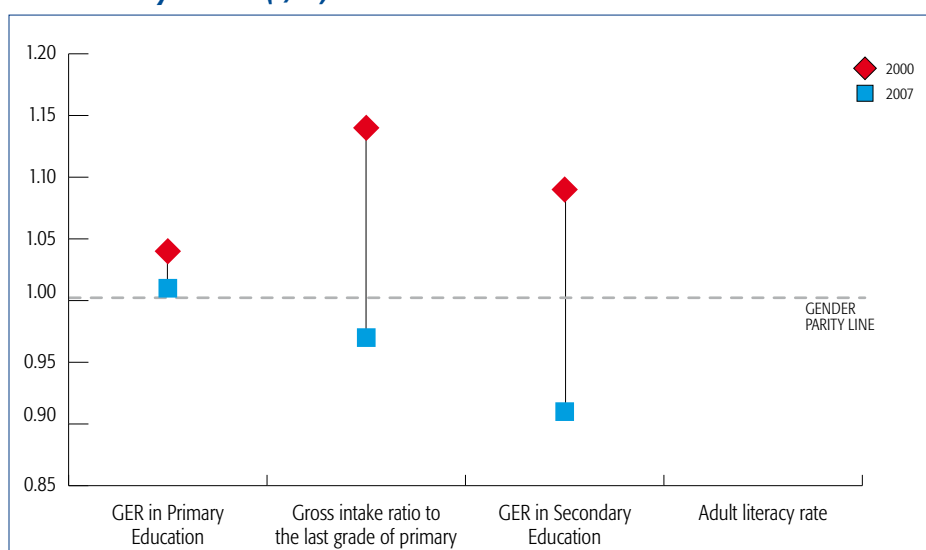


No data available to evaluate country's prospects to achieve this EFA GOAL.

**EFA Goal 5** Eliminating gender disparities in primary and secondary education by 2005, and achieving gender equality in education by 2015, with a focus on ensuring girls' full and equal access to and achievement in basic education of good quality.

**MDG Goal 3** Promote gender equality and empower women - **Target 1** Eliminate gender disparity in primary and secondary education, preferably by 2005, and in all levels of education no later than 2015.

**Gender Parity Indices (F/M) for Selected Indicators**



Gender **parity** has been achieved in accessing primary education

Gender **parity** has been achieved in Gross Intake Ratio to the last grade of primary education.

Gender **disparity** is to the disadvantage of **girls** in accessing secondary education.

No data available for those adults recorded as being literate.

**EFA Goal 6** Improving all aspects of the quality of education and ensuring excellence of all so that recognised and measurable learning outcomes are achieved by all, especially in literacy, numeracy and essential life skills.

Proxy Indicators of the Quality of Formal Schooling	1999	2007
Percentage of young people (15-24 years) with basic literacy skills	–	–
School Life Expectancy (expected number of years of formal schooling from primary to tertiary education)	–	12.3*
Pupil/Teacher Ratio in Primary Education	–	16.6
Trained Primary- School teachers as % of total	–	61.8
Public current expenditure on primary education as % of GNP	–	–

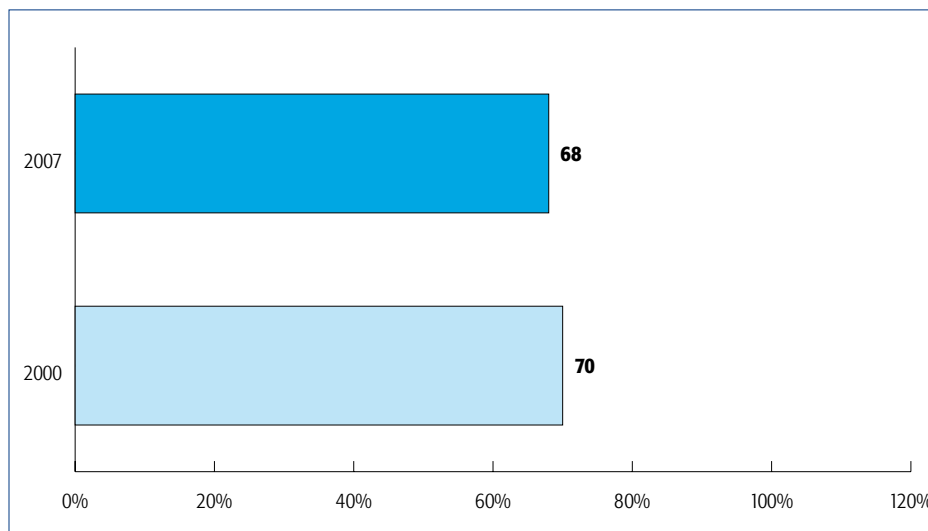
\* School Life Expectancy (expected number of years of formal schooling from primary to tertiary education) corresponds to 2005

# SAINT LUCIA

Total Population: 163,000 (2006) of which 28.8% are under 15 years old (2005)

**EFA Goal 1** Expanding and improving comprehensive early childhood care and education, especially for the most vulnerable and disadvantaged children.

## GER in Pre Primary Education (%)



Age group (2007):  
**3-4 years old**

Percentage of private provision (2007) = **100%**

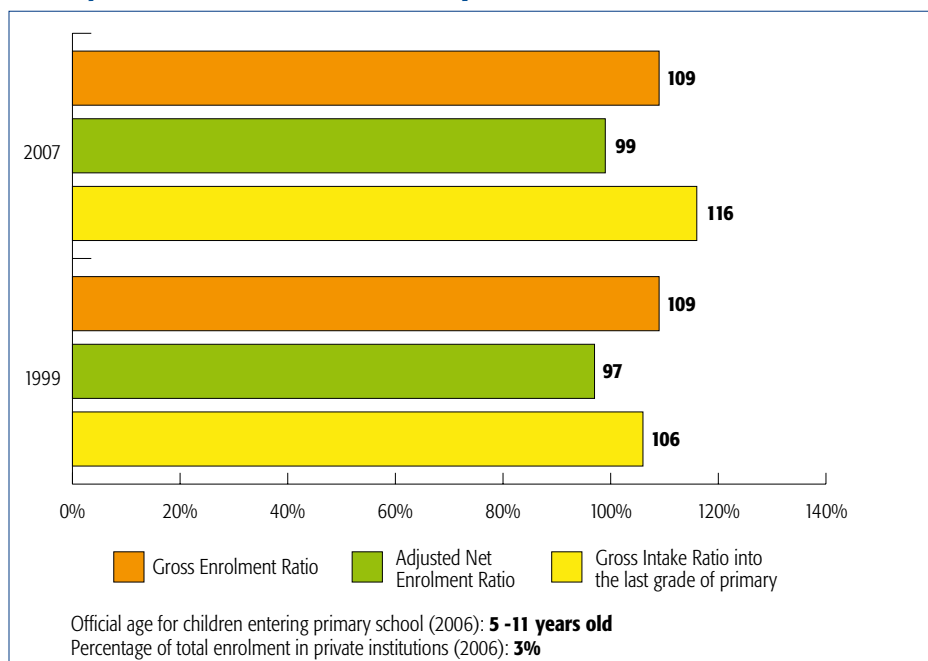
School life expectancy in Pre-primary (20007) = **2.4 years**

% of children under 5 years of age who are underweight (moderate or severe) = **No Data**

**EFA Goal 2** Ensuring that by 2015 all children, particularly girls, children in difficult circumstances and those belonging to ethnic minorities, have access to, and complete, free and compulsory primary education of good quality.

**MDG Goal 2** Achieve UPE - **Target 3** Ensure that, by 2015, children everywhere, boys and girls alike, will be able to complete a full course of primary schooling.

## Primary Education – Access and Participation



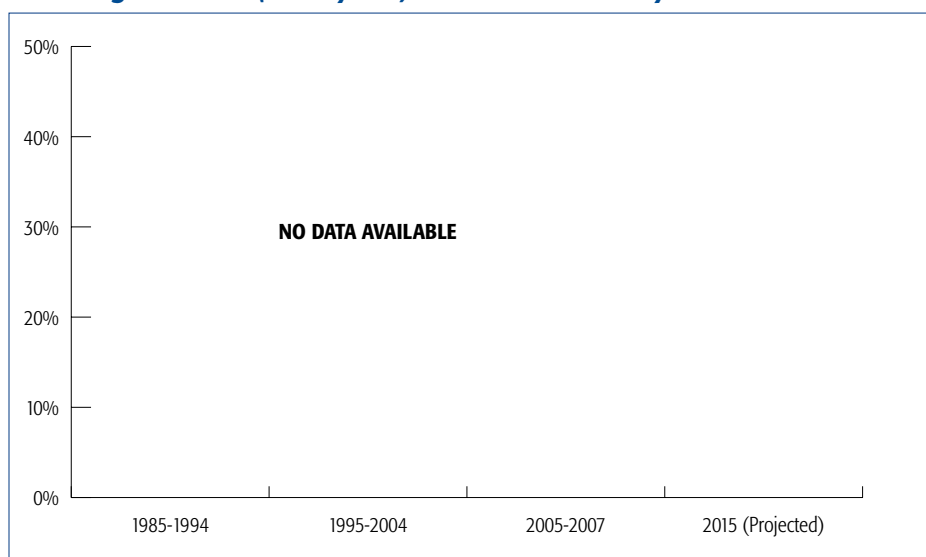
**GER > 95%**

**Almost all** of children of official primary school age are enrolled.

Number of out of school children (2007) = **240**

**EFA Goal 4** Achieving a 50 per cent improvement in levels of adult literacy by 2015, especially for women, and equitable access to basic and continuing education for all adults.

**Percentage of adults (15-64 years) without basic literacy skills**

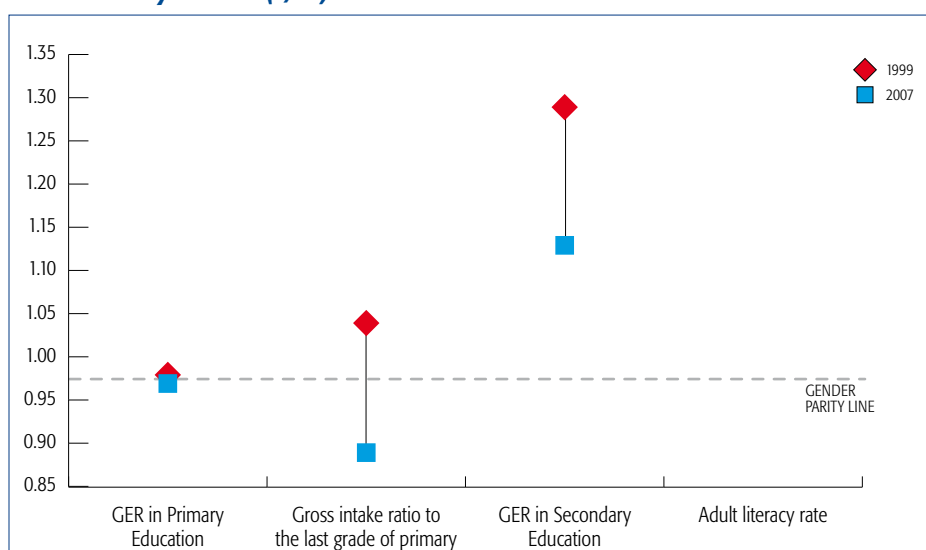


No data available to evaluate country's prospects to achieve this EFA GOAL.

**EFA Goal 5** Eliminating gender disparities in primary and secondary education by 2005, and achieving gender equality in education by 2015, with a focus on ensuring girls' full and equal access to and achievement in basic education of good quality.

**MDG Goal 3** Promote gender equality and empower women - **Target 1** Eliminate gender disparity in primary and secondary education, preferably by 2005, and in all levels of education no later than 2015.

**Gender Parity Indices (F/M) for Selected Indicators**



Gender **parity** has been achieved in accessing primary education

Gender **disparity** is to the disadvantage of **girls** in in Gross Intake Ratio to the last grade of primary education.

Gender **disparity** is to the disadvantage of **boys** in accessing secondary education.

No data available for those adults recorded as being literate.

**EFA Goal 6** Improving all aspects of the quality of education and ensuring excellence of all so that recognised and measurable learning outcomes are achieved by all, especially in literacy, numeracy and essential life skills.

Proxy Indicators of the Quality of Formal Schooling	1999	2005
Percentage of young people (15-24 years) with basic literacy skills	-	-
School Life Expectancy (expected number of years of formal schooling from primary to tertiary education)	-	13.4
Pupil/Teacher Ratio in Primary Education	21.7	22.7
Trained Primary- School teachers as % of total	-	82.1
Public current expenditure on primary education as % of GNP	3.6	2.0*

\* Public current expenditure on primary education as % of GNP is for 2006.

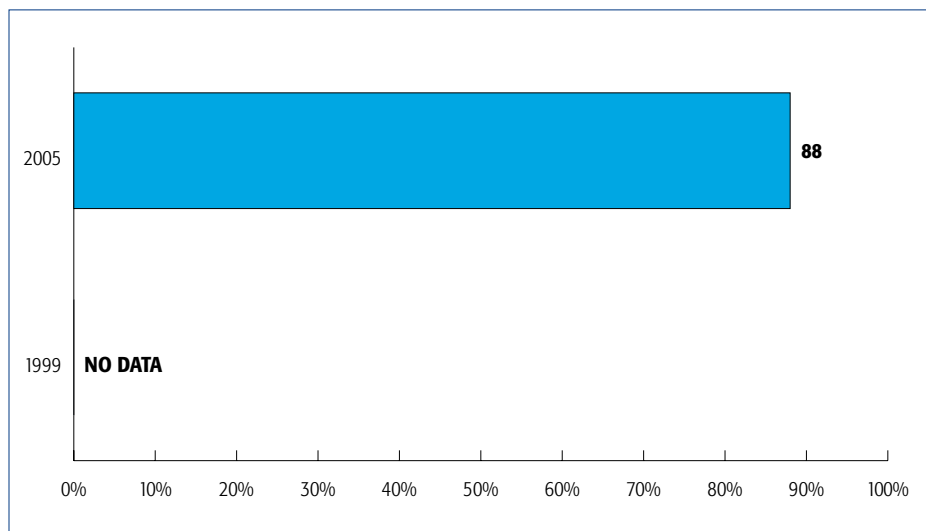


# ST VINCENT & THE GRENADINES

Total Population: 120,000 (2006) of which 29.2% are under 15 years old (2005)

**EFA Goal 1** Expanding and improving comprehensive early childhood care and education, especially for the most vulnerable and disadvantaged children.

## GER in Pre Primary Education (%)



Age group (2006):  
**3-4 years old**

Percentage of private provision (2005) = **100%**

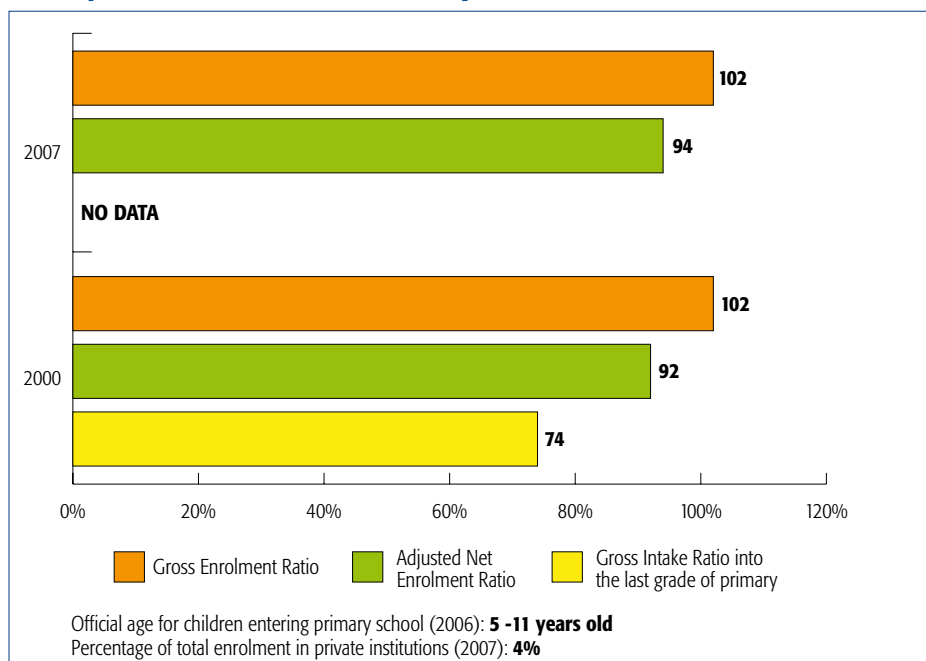
School life expectancy in Pre-primary (2005) = **1.8 years**

% of children under 5 years of age who are underweight (moderate or severe) = **No Data**

**EFA Goal 2** Ensuring that by 2015 all children, particularly girls, children in difficult circumstances and those belonging to ethnic minorities, have access to, and complete, free and compulsory primary education of good quality.

**MDG Goal 2** Achieve UPE - **Target 3** Ensure that, by 2015, children everywhere, boys and girls alike, will be able to complete a full course of primary schooling.

## Primary Education – Access and Participation



**GER > 95%**

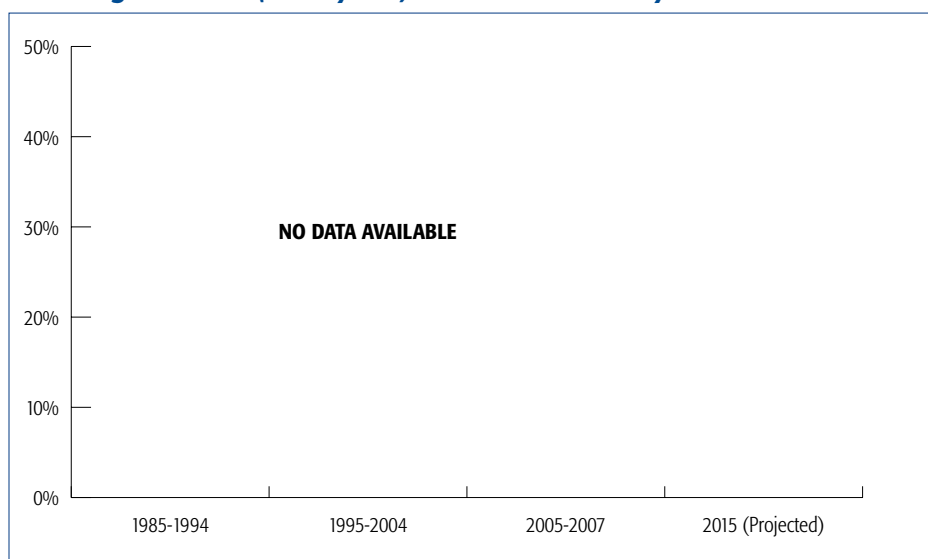
More than **90%** of children of official primary school age are enrolled.

Number of out of school children (2005) = **950**

Official age for children entering primary school (2006): **5 -11 years old**  
Percentage of total enrolment in private institutions (2007): **4%**

**EFA Goal 4** Achieving a 50 per cent improvement in levels of adult literacy by 2015, especially for women, and equitable access to basic and continuing education for all adults.

**Percentage of adults (15-64 years) without basic literacy skills**

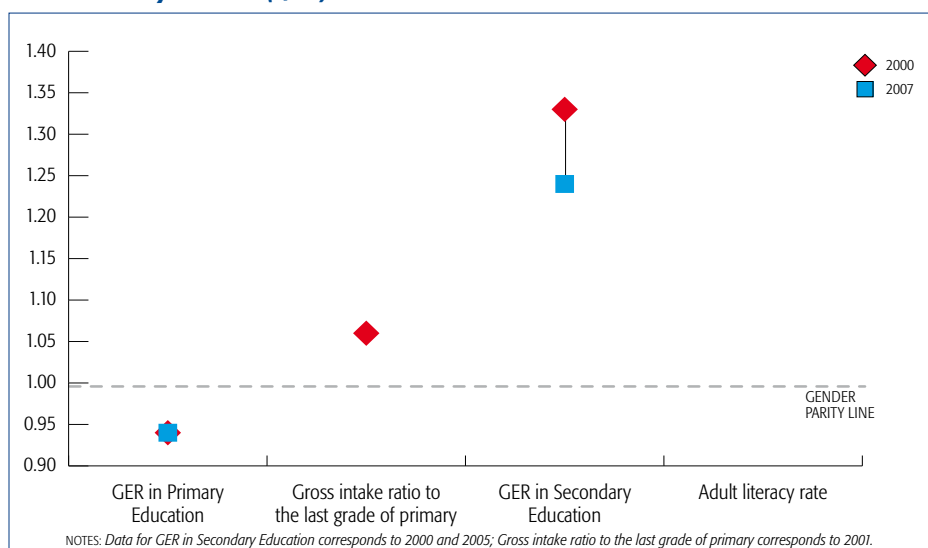


No data available to evaluate country's prospects to achieve this EFA GOAL.

**EFA Goal 5** Eliminating gender disparities in primary and secondary education by 2005, and achieving gender equality in education by 2015, with a focus on ensuring girls' full and equal access to and achievement in basic education of good quality.

**MDG Goal 3** Promote gender equality and empower women - **Target 1** Eliminate gender disparity in primary and secondary education, preferably by 2005, and in all levels of education no later than 2015.

**Gender Parity Indices (F/M) for Selected Indicators**



Gender **disparity** is to the disadvantage of **girls** in accessing primary education.

Gender **disparity** is to the disadvantage of **boys** in Gross Intake Ratio to the last grade of primary education.

Gender **disparity** is to the disadvantage of **boys** in accessing secondary education.

No data available for those adults recorded as being literate

**EFA Goal 6** Improving all aspects of the quality of education and ensuring excellence of all so that recognised and measurable learning outcomes are achieved by all, especially in literacy, numeracy and essential life skills.

Proxy Indicators of the Quality of Formal Schooling	1999	2007
Percentage of young people (15-24 years) with basic literacy skills	–	–
School Life Expectancy (expected number of years of formal schooling from primary to tertiary education)	–	12.0*
Pupil/Teacher Ratio in Primary Education	–	17.1
Trained Primary- School teachers as % of total	–	77.6
Public current expenditure on primary education as % of GNP	–	2.5

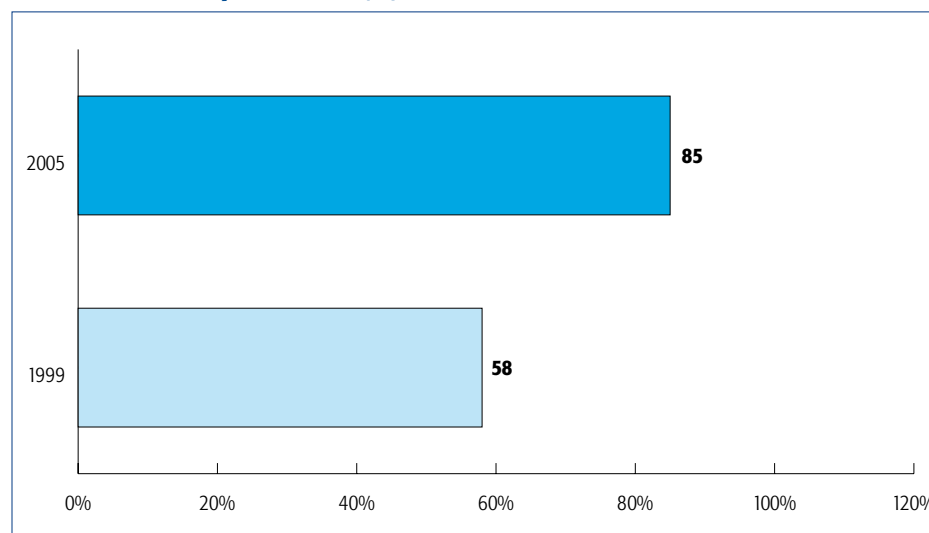
\* School Life Expectancy (expected number of years of formal schooling from primary to tertiary education) corresponds to 2005

# TRINIDAD AND TOBAGO

Total Population: 1.33 million (2006) of which 21.5% are under 15 years old (2005)

**EFA Goal 1** Expanding and improving comprehensive early childhood care and education, especially for the most vulnerable and disadvantaged children.

## GER in Pre Primary Education (%)



Age group (2007):  
**3-4 years old**

Percentage of private provision (2005) = **100%**

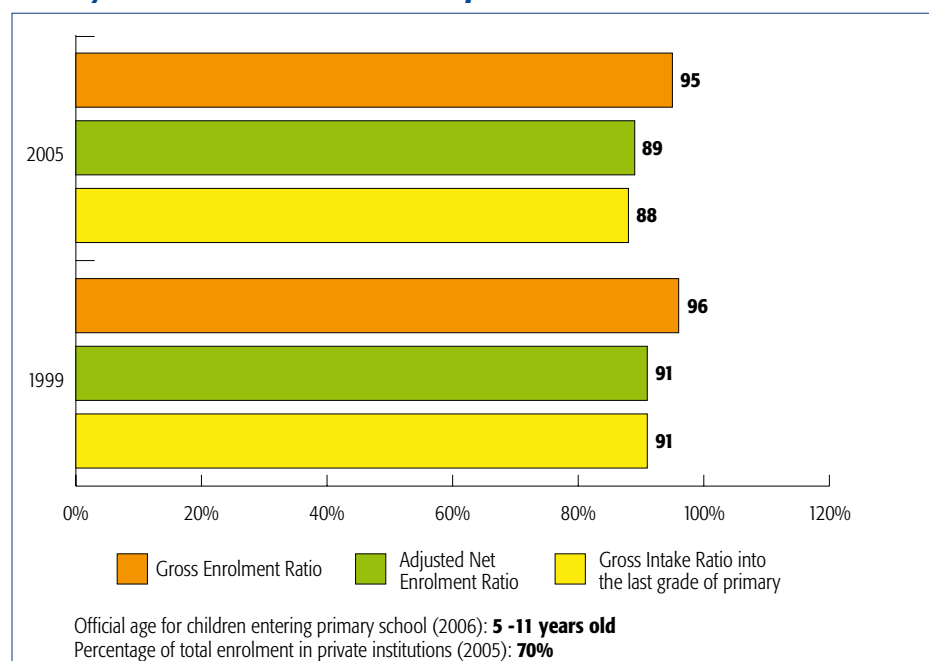
School life expectancy in Pre-primary (2005) = **1.7 years**

% of children under 5 years of age who are underweight (moderate or severe) = **6%**

**EFA Goal 2** Ensuring that by 2015 all children, particularly girls, children in difficult circumstances and those belonging to ethnic minorities, have access to, and complete, free and compulsory primary education of good quality.

**MDG Goal 2** Achieve UPE - **Target 3** Ensure that, by 2015, children everywhere, boys and girls alike, will be able to complete a full course of primary schooling.

## Primary Education – Access and Participation



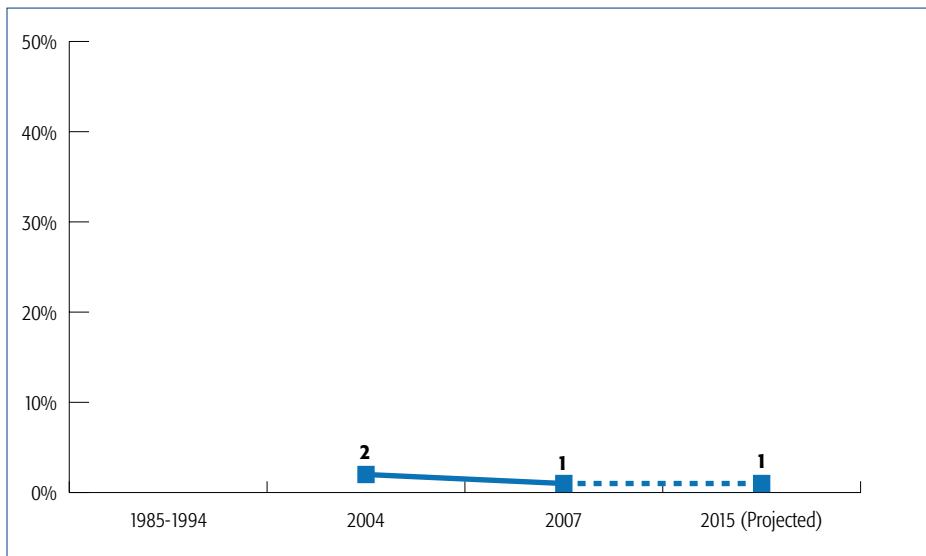
**GER > 95%**

**Almost 90%** of children of official primary school age are enrolled.

Number of out of school children (2006) = **14,500**

**EFA Goal 4** Achieving a 50 per cent improvement in levels of adult literacy by 2015, especially for women, and equitable access to basic and continuing education for all adults.

**Percentage of adults (15-64 years) without basic literacy skills**

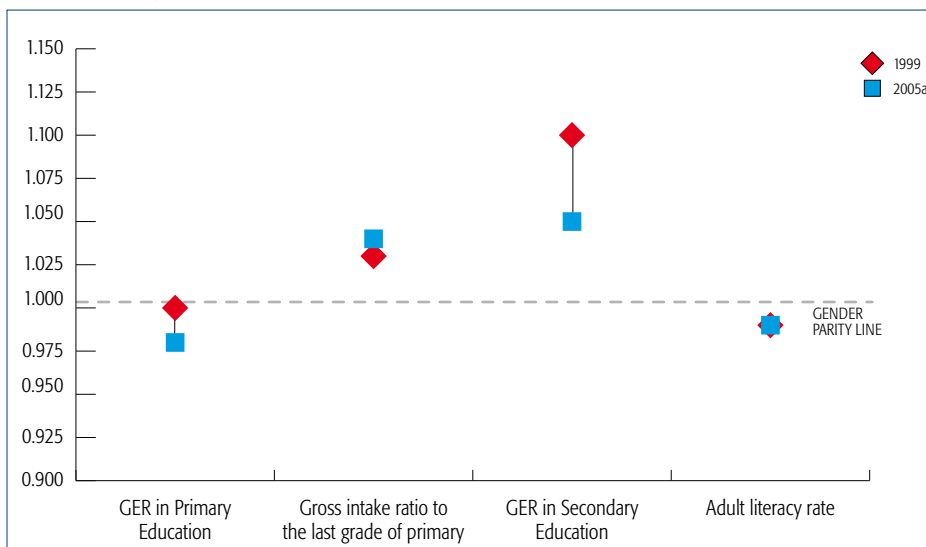


According to current projections, the projected percentage of adults without basic literacy skills by 2015 is **equal** to the estimated EFA target rate.

**EFA Goal 5** Eliminating gender disparities in primary and secondary education by 2005, and achieving gender equality in education by 2015, with a focus on ensuring girls' full and equal access to and achievement in basic education of good quality.

**MDG Goal 3** Promote gender equality and empower women - **Target 1** Eliminate gender disparity in primary and secondary education, preferably by 2005, and in all levels of education no later than 2015.

**Gender Parity Indices (F/M) for Selected Indicators**



Gender **parity** has been achieved in accessing primary education

Gender **disparity** is to the disadvantage of **boys** in Gross Intake Ratio to the last grade of primary education.

Gender **disparity** is to the disadvantage of **boys** in accessing secondary education.

Gender **parity** has been achieved for those adults recorded as being literate.

**EFA Goal 6** Improving all aspects of the quality of education and ensuring excellence of all so that recognised and measurable learning outcomes are achieved by all, especially in literacy, numeracy and essential life skills.

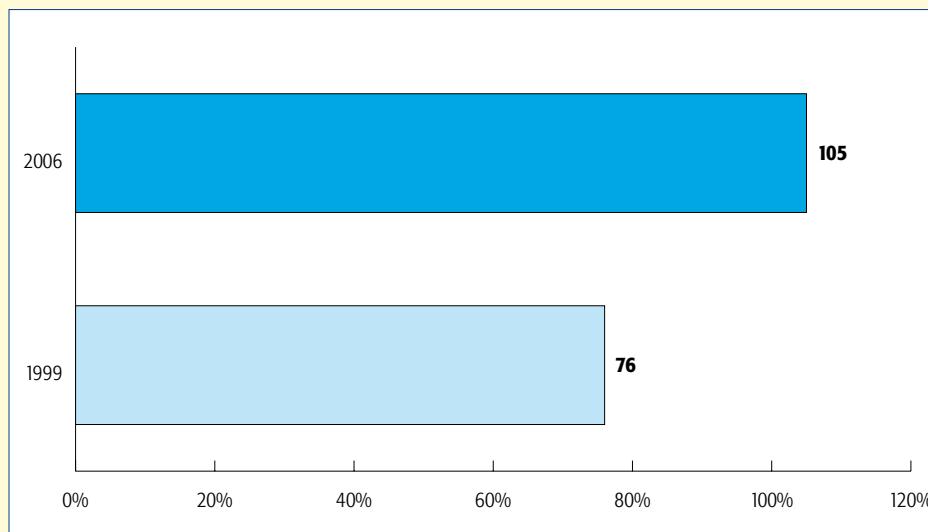
Proxy Indicators of the Quality of Formal Schooling	1999	2005
Percentage of young people (15-24 years) with basic literacy skills	99.4	99.5
School Life Expectancy (expected number of years of formal schooling from primary to tertiary education)	11.3	11.2
Pupil/Teacher Ratio in Primary Education	21.3	16.5
Trained Primary- School teachers as % of total	71.5	-
Public current expenditure on primary education as % of GNP	1.5	-

# Commonwealth Caribbean Overview (12 countries)

Total Population: 6.62 million (2006) of which 29.1% are under 15 years old (2005)

**EFA Goal 1** Expanding and improving comprehensive early childhood care and education, especially for the most vulnerable and disadvantaged children.

## GER in Pre Primary Education (%)

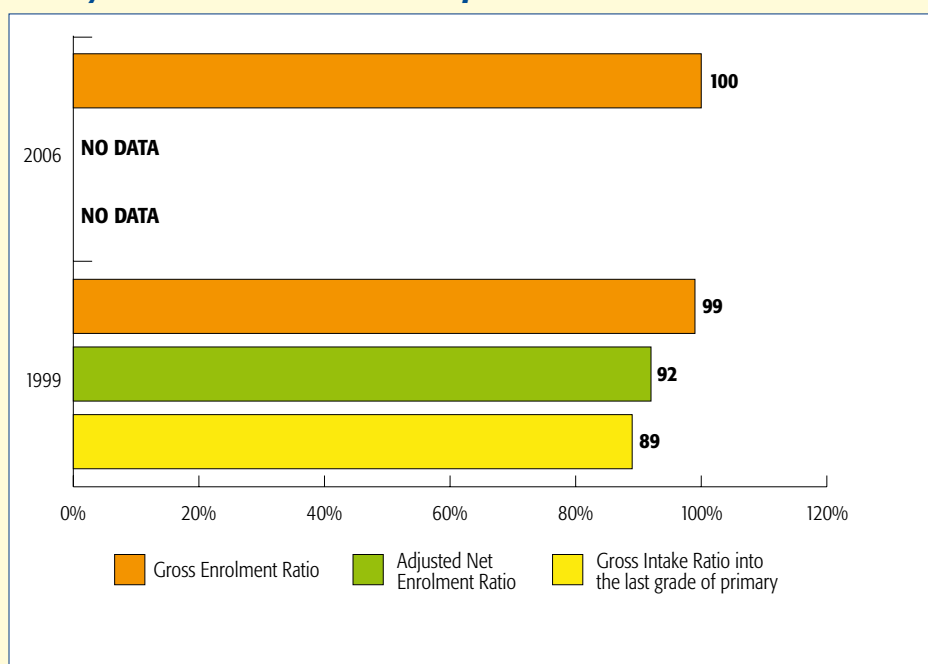


School life expectancy in Pre-primary (2006) = 2.1 years

**EFA Goal 2** Ensuring that by 2015 all children, particularly girls, children in difficult circumstances and those belonging to ethnic minorities, have access to, and complete, free and compulsory primary education of good quality.

**MDG Goal 2** Achieve UPE - **Target 3** Ensure that, by 2015, children everywhere, boys and girls alike, will be able to complete a full course of primary schooling.

## Primary Education – Access and Participation



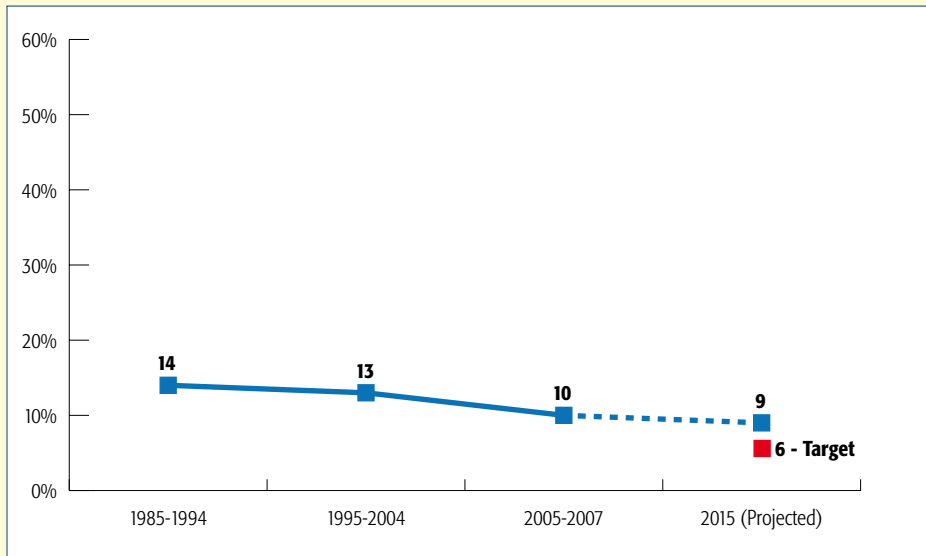
**GER > 95%**

More than 90% of children of official primary school age are enrolled.

Number of out of school children = No Data

**EFA Goal 4** Achieving a 50 per cent improvement in levels of adult literacy by 2015, especially for women, and equitable access to basic and continuing education for all adults.

**Percentage of adults (15-64 years) without basic literacy skills**

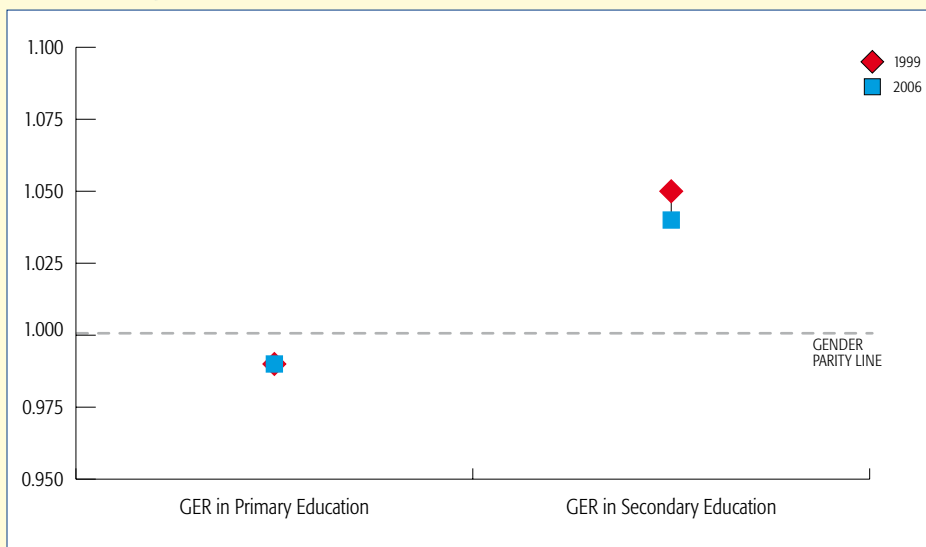


According to current projections, the projected percentage of adults without basic literacy skills by 2015 is three percentage points **higher** than the estimated EFA target rate.

**EFA Goal 5** Eliminating gender disparities in primary and secondary education by 2005, and achieving gender equality in education by 2015, with a focus on ensuring girls' full and equal access to and achievement in basic education of good quality.

**MDG Goal 3** Promote gender equality and empower women - **Target 1** Eliminate gender disparity in primary and secondary education, preferably by 2005, and in all levels of education no later than 2015.

**Gender Parity Indices (F/M) for Selected Indicators**



Gender **parity** has been achieved in accessing primary education.

Gender **disparity** is to the disadvantage of **boys** in accessing secondary education.

**EFA Goal 6** Improving all aspects of the quality of education and ensuring excellence of all so that recognised and measurable learning outcomes are achieved by all, especially in literacy, numeracy and essential life skills.

No regional averages available.



# **NORTH AMERICAN AND WESTERN EUROPEAN COUNTRIES**

**Canada**

**Cyprus**

**Malta**

**United Kingdom**



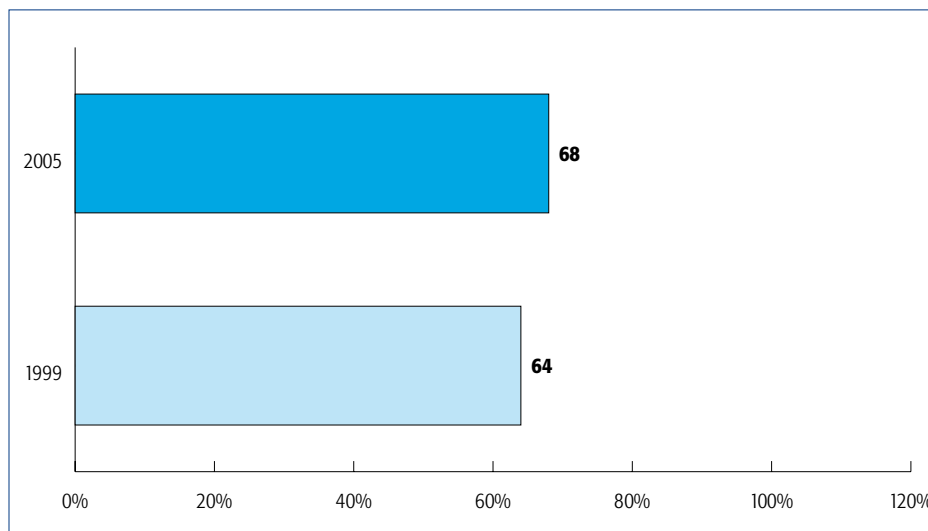


# CANADA

Total Population: 32.57 million (2006) of which 17.3% are under 15 years old (2005)

**EFA Goal 1** Expanding and improving comprehensive early childhood care and education, especially for the most vulnerable and disadvantaged children.

## GER in Pre Primary Education (%)



Age group (2007):  
**4-5 years old**

Percentage of private provision (2005) = **6%**

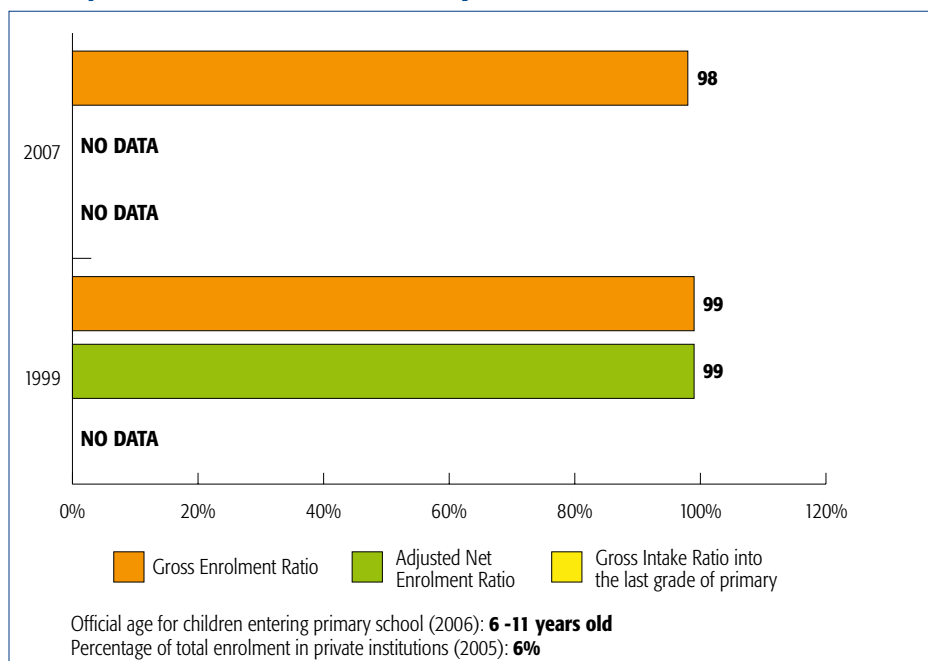
School life expectancy in Pre-primary (2005) = **1.4 years**

% of children under 5 years of age who are underweight (moderate or severe) = **No Data**

**EFA Goal 2** Ensuring that by 2015 all children, particularly girls, children in difficult circumstances and those belonging to ethnic minorities, have access to, and complete, free and compulsory primary education of good quality.

**MDG Goal 2** Achieve UPE - **Target 3** Ensure that, by 2015, children everywhere, boys and girls alike, will be able to complete a full course of primary schooling.

## Primary Education – Access and Participation



**GER > 95%**

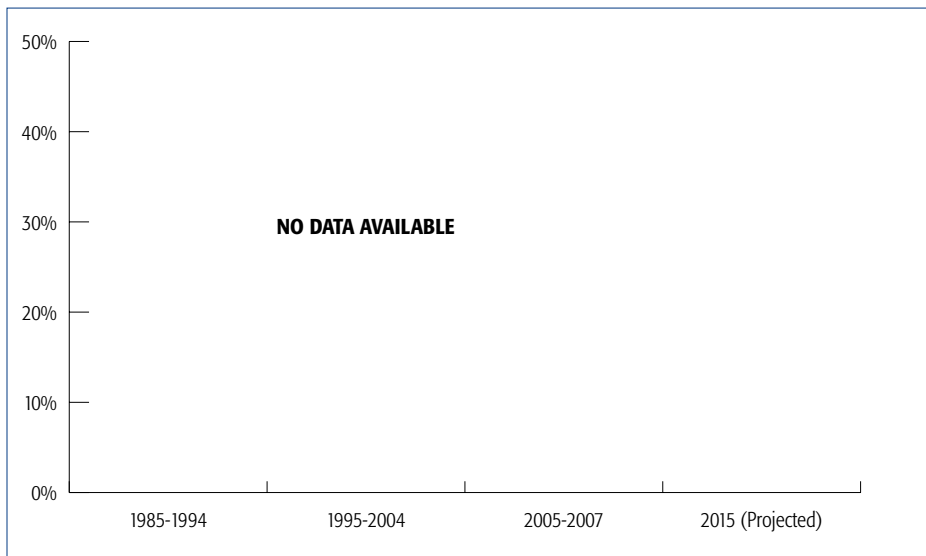
No data available for Adjusted Net enrolment Ratio for 2007 or most updated year.

Number of out of school children = **No Data**

No data available for Gross intake Ratio to the last grade.

**EFA Goal 4** Achieving a 50 per cent improvement in levels of adult literacy by 2015, especially for women, and equitable access to basic and continuing education for all adults.

**Percentage of adults (15-64 years) without basic literacy skills**

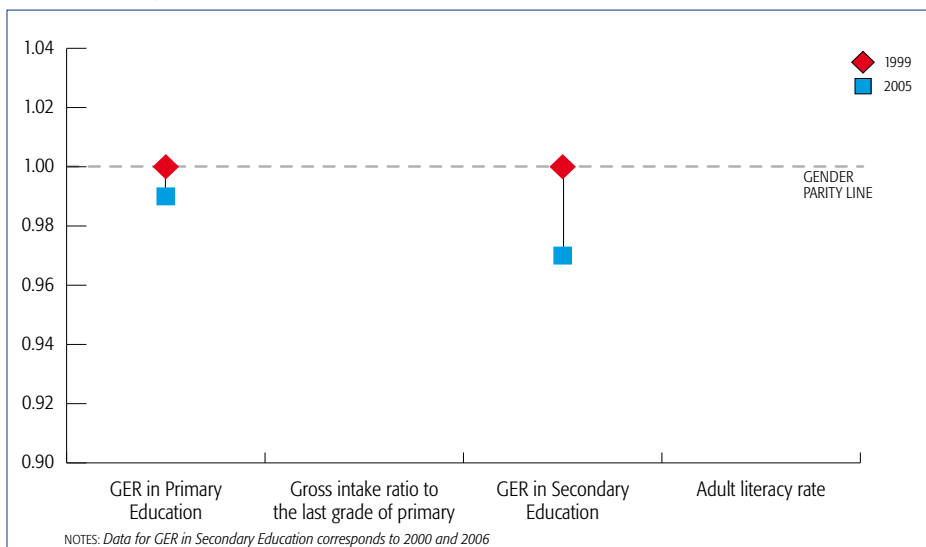


No data available to evaluate country's prospects to achieve this EFA GOAL.

**EFA Goal 5** Eliminating gender disparities in primary and secondary education by 2005, and achieving gender equality in education by 2015, with a focus on ensuring girls' full and equal access to and achievement in basic education of good quality.

**MDG Goal 3** Promote gender equality and empower women - **Target 1** Eliminate gender disparity in primary and secondary education, preferably by 2005, and in all levels of education no later than 2015.

**Gender Parity Indices (F/M) for Selected Indicators**



Gender **parity** has been achieved in accessing primary education

No data available for Gross Intake Ratio to the last grade of primary education.

Gender **parity** has been achieved in accessing secondary education

No data available for those adults recorded as being literate

**EFA Goal 6** Improving all aspects of the quality of education and ensuring excellence of all so that recognised and measurable learning outcomes are achieved by all, especially in literacy, numeracy and essential life skills.

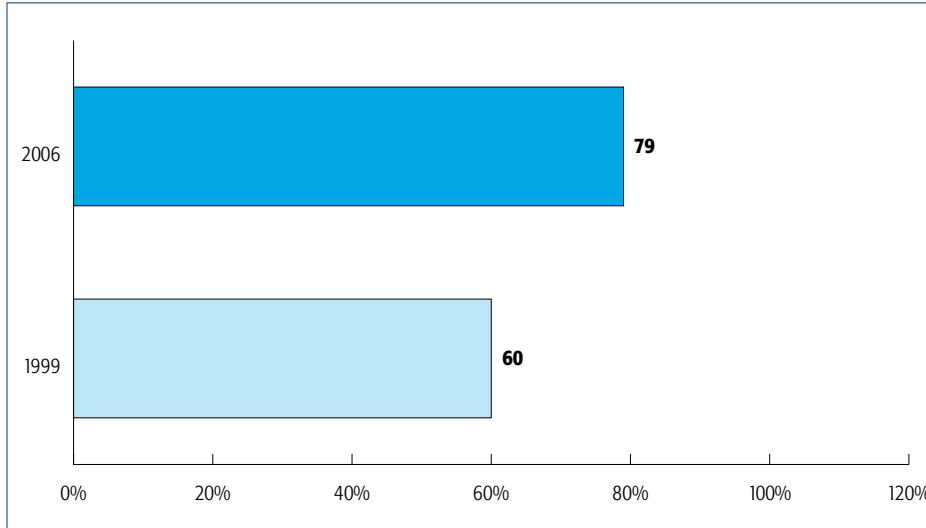
Proxy Indicators of the Quality of Formal Schooling	1999	2004
Percentage of young people (15-24 years) with basic literacy skills	–	–
School Life Expectancy (expected number of years of formal schooling from primary to tertiary education)	–	–
Pupil/Teacher Ratio in Primary Education	17	17
Trained Primary- School teachers as % of total	–	–
Public current expenditure on primary education as % of GNP	–	–

# CYPRUS

Total Population: 0.85 million (2006) of which 20.9% are under 15 years old (2005)

**EFA Goal 1** Expanding and improving comprehensive early childhood care and education, especially for the most vulnerable and disadvantaged children.

## GER in Pre Primary Education (%)



Age group (2007):  
**3-5 years old**

Percentage of private provision (2006) = **50%**

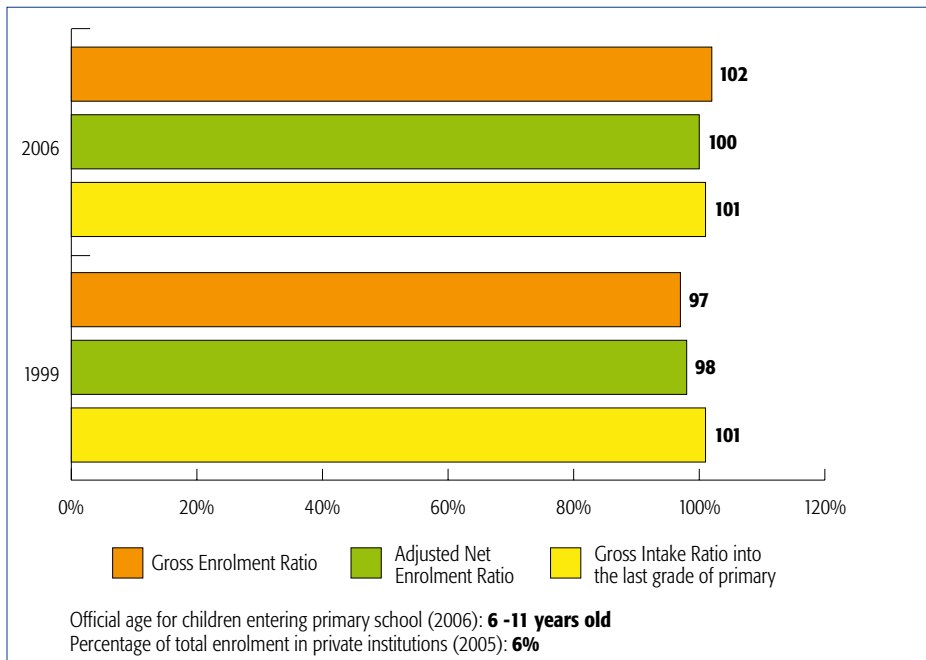
School life expectancy in Pre-primary (2006) = **2.3 years**

% of children under 5 years of age who are underweight (moderate or severe) = **No Data**

**EFA Goal 2** Ensuring that by 2015 all children, particularly girls, children in difficult circumstances and those belonging to ethnic minorities, have access to, and complete, free and compulsory primary education of good quality.

**MDG Goal 2** Achieve UPE - **Target 3** Ensure that, by 2015, children everywhere, boys and girls alike, will be able to complete a full course of primary schooling.

## Primary Education – Access and Participation



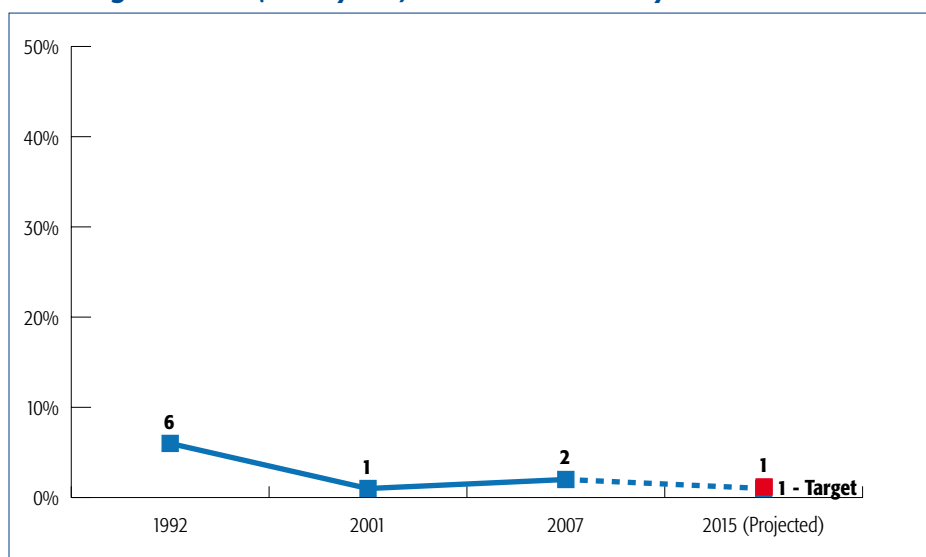
**GER > 95%**

**All** of children of official primary school age are enrolled.

Number of out of school children (2006) = **280**

**EFA Goal 4** Achieving a 50 per cent improvement in levels of adult literacy by 2015, especially for women, and equitable access to basic and continuing education for all adults.

**Percentage of adults (15-64 years) without basic literacy skills**

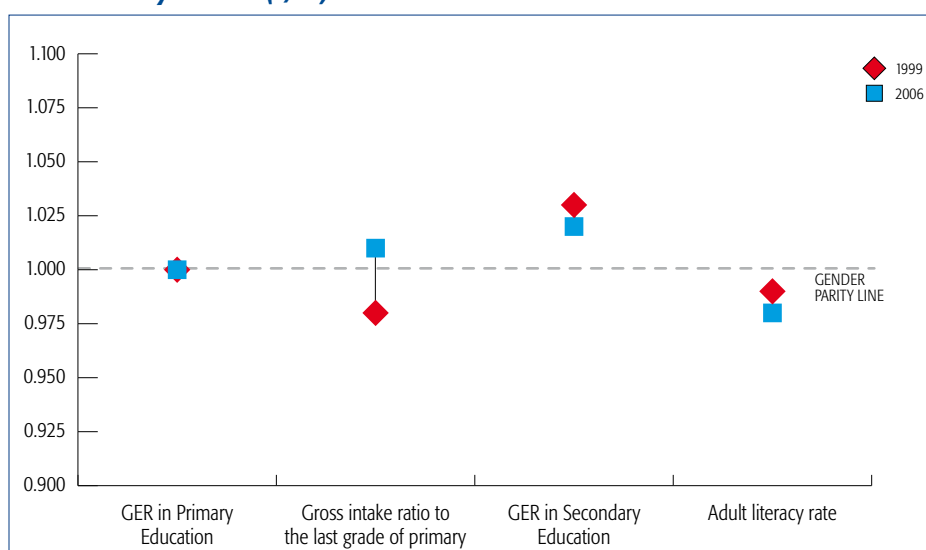


According to current projections, the projected percentage of adults without basic literacy skills by 2015 is **equal** to the estimated EFA target rate.

**EFA Goal 5** Eliminating gender disparities in primary and secondary education by 2005, and achieving gender equality in education by 2015, with a focus on ensuring girls' full and equal access to and achievement in basic education of good quality.

**MDG Goal 3** Promote gender equality and empower women - **Target 1** Eliminate gender disparity in primary and secondary education, preferably by 2005, and in all levels of education no later than 2015.

**Gender Parity Indices (F/M) for Selected Indicators**



Gender **parity** has been achieved in accessing primary education

Gender **parity** has been achieved in accessing secondary education

Gender **parity** has been achieved in Gross Intake Ratio to the last grade of primary education.

Gender **parity** has been achieved for those adults recorded as being literate

**EFA Goal 6** Improving all aspects of the quality of education and ensuring excellence of all so that recognised and measurable learning outcomes are achieved by all, especially in literacy, numeracy and essential life skills.

Proxy Indicators of the Quality of Formal Schooling	1999	2006
Percentage of young people (15-24 years) with basic literacy skills	99.7	99.9
School Life Expectancy (expected number of years of formal schooling from primary to tertiary education)	12.5	13.6
Pupil/Teacher Ratio in Primary Education	18.3	16.5
Trained Primary- School teachers as % of total	-	-
Public current expenditure on primary education as % of GNP	1.6	1.7*

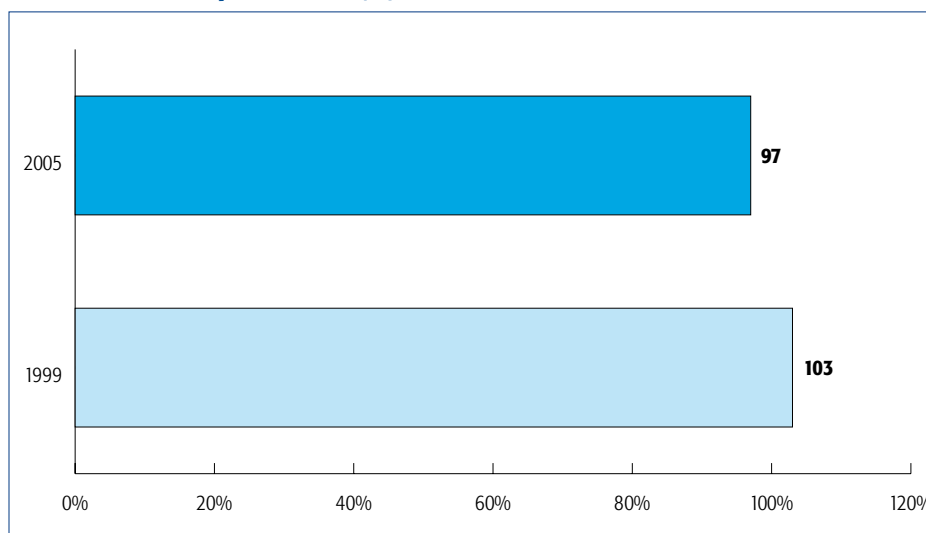
\* Public current expenditure on primary education as % of GNP corresponds to 2005

# MALTA

Total Population: 0.40 million (2006) of which 17.6% are under 15 years old (2005)

**EFA Goal 1** Expanding and improving comprehensive early childhood care and education, especially for the most vulnerable and disadvantaged children.

## GER in Pre Primary Education (%)



Age group (2006):  
**3-4 years old**

Percentage of private provision (2005) = **39%**

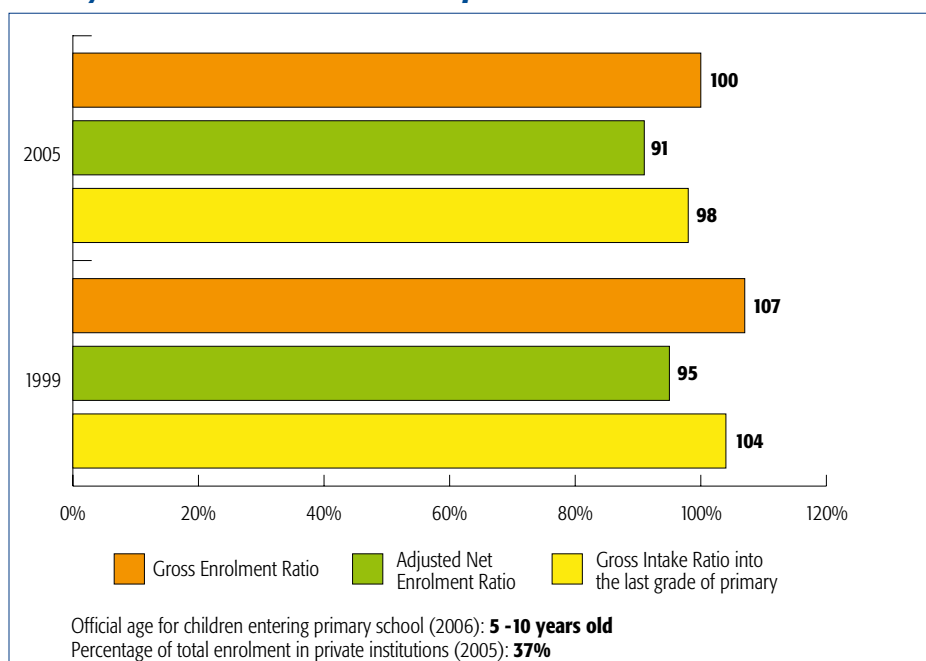
School life expectancy in Pre-primary (2005) = **1.9 years**

% of children under 5 years of age who are underweight (moderate or severe) = **No Data**

**EFA Goal 2** Ensuring that by 2015 all children, particularly girls, children in difficult circumstances and those belonging to ethnic minorities, have access to, and complete, free and compulsory primary education of good quality.

**MDG Goal 2** Achieve UPE - **Target 3** Ensure that, by 2015, children everywhere, boys and girls alike, will be able to complete a full course of primary schooling.

## Primary Education – Access and Participation



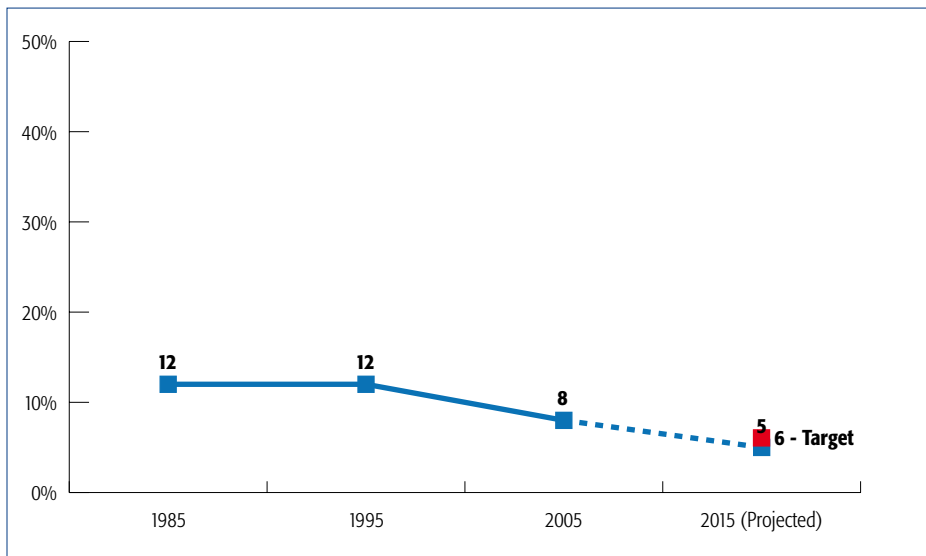
**GER > 95%**

**Around 90%** of children of official primary school age are enrolled.

Number of out of school children (2006) = **2,600**

**EFA Goal 4** Achieving a 50 per cent improvement in levels of adult literacy by 2015, especially for women, and equitable access to basic and continuing education for all adults.

**Percentage of adults (15-64 years) without basic literacy skills**

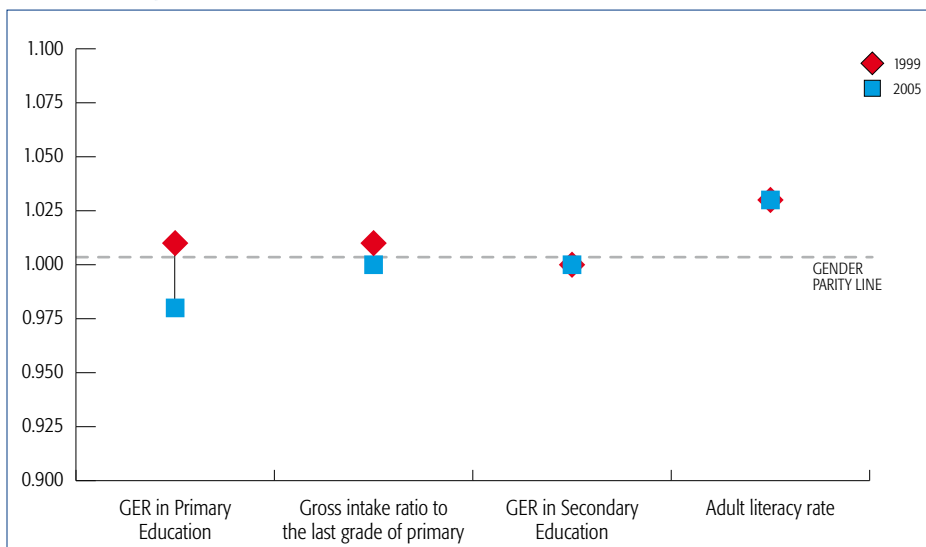


According to current projections, the projected percentage of adults without basic literacy skills by 2015 is one percentage point **lower** than the estimated EFA target rate.

**EFA Goal 5** Eliminating gender disparities in primary and secondary education by 2005, and achieving gender equality in education by 2015, with a focus on ensuring girls' full and equal access to and achievement in basic education of good quality.

**MDG Goal 3** Promote gender equality and empower women - **Target 1** Eliminate gender disparity in primary and secondary education, preferably by 2005, and in all levels of education no later than 2015.

**Gender Parity Indices (F/M) for Selected Indicators**



Gender **parity** has been achieved in accessing primary education.

Gender **parity** has been achieved in Gross Intake Ratio to the last grade of primary education.

Gender **parity** has been achieved in accessing primary education.

Gender **parity** has been achieved for those adults recorded as being literate.

**EFA Goal 6** Improving all aspects of the quality of education and ensuring excellence of all so that recognised and measurable learning outcomes are achieved by all, especially in literacy, numeracy and essential life skills.

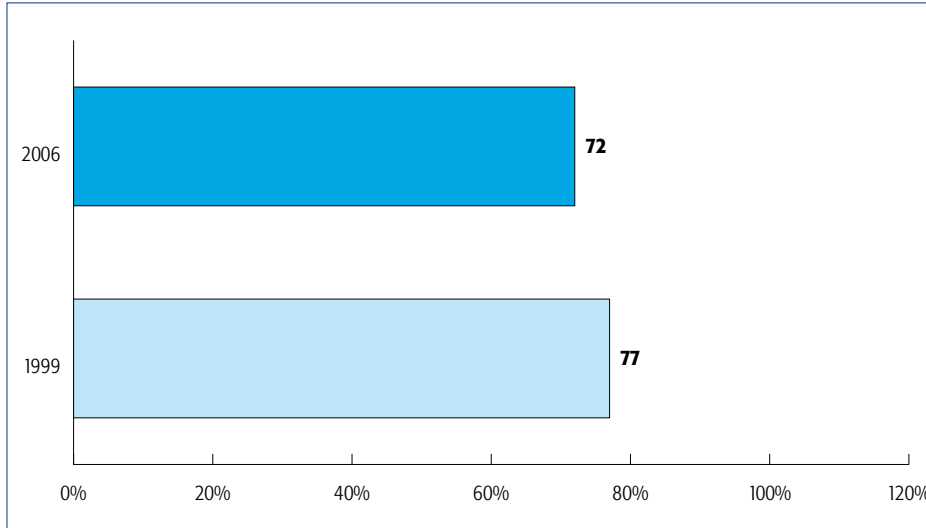
Proxy Indicators of the Quality of Formal Schooling	1999	2005
Percentage of young people (15-24 years) with basic literacy skills	96.0	98.3
School Life Expectancy (expected number of years of formal schooling from primary to tertiary education)	-	14.8
Pupil/Teacher Ratio in Primary Education	19.6	11.5
Trained Primary- School teachers as % of total	-	-
Public current expenditure on primary education as % of GNP	-	1.1

# UNITED KINGDOM

Total Population: 60.51 million (2006) of which 17.7% are under 15 years old (2005)

**EFA Goal 1** Expanding and improving comprehensive early childhood care and education, especially for the most vulnerable and disadvantaged children.

## GER in Pre Primary Education (%)



Age group (2006):  
**3-4 years old**

Percentage of private provision (2006) = **29%**

School life expectancy in Pre-primary (2006) = **1.4 years**

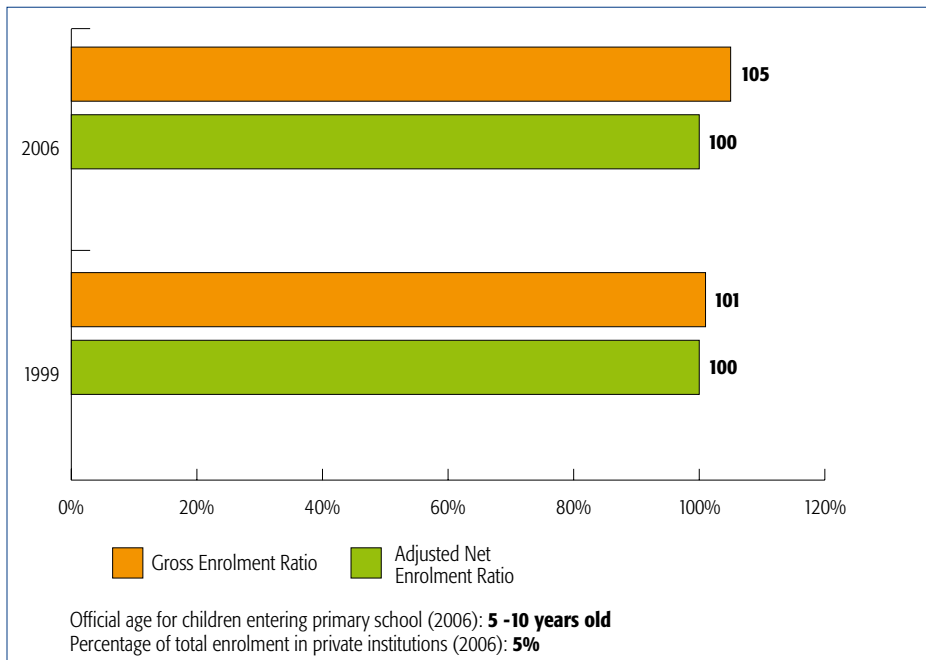
% of children under 5 years of age who are underweight (moderate or severe) = **No Data**

N.B Apparent fall in enrolment reflects programme reclassification

**EFA Goal 2** Ensuring that by 2015 all children, particularly girls, children in difficult circumstances and those belonging to ethnic minorities, have access to, and complete, free and compulsory primary education of good quality.

**MDG Goal 2** Achieve UPE - **Target 3** Ensure that, by 2015, children everywhere, boys and girls alike, will be able to complete a full course of primary schooling.

## Primary Education – Access and Participation



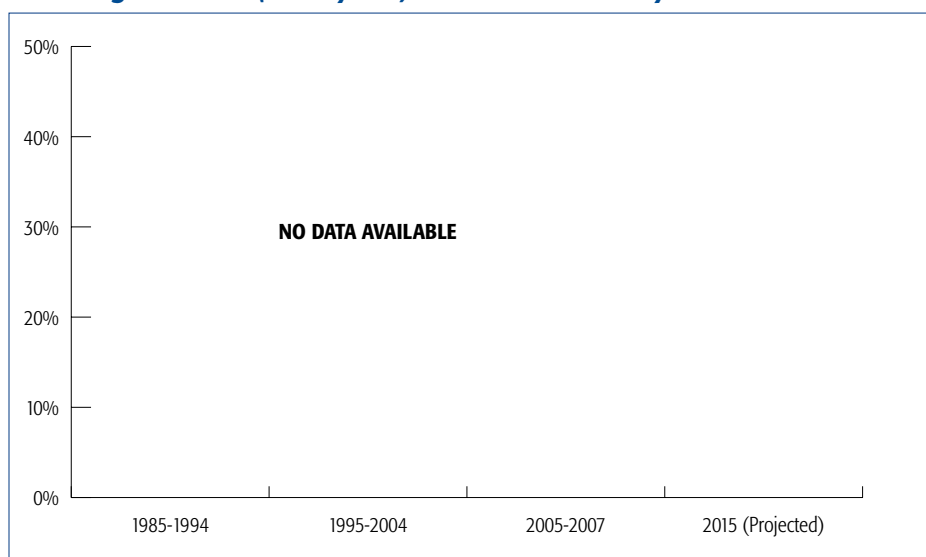
**GER > 95%**

**All** children of official primary school age are enrolled.

Number of out of school children (2006) = **16,000**

**EFA Goal 4** Achieving a 50 per cent improvement in levels of adult literacy by 2015, especially for women, and equitable access to basic and continuing education for all adults.

**Percentage of adults (15-64 years) without basic literacy skills**

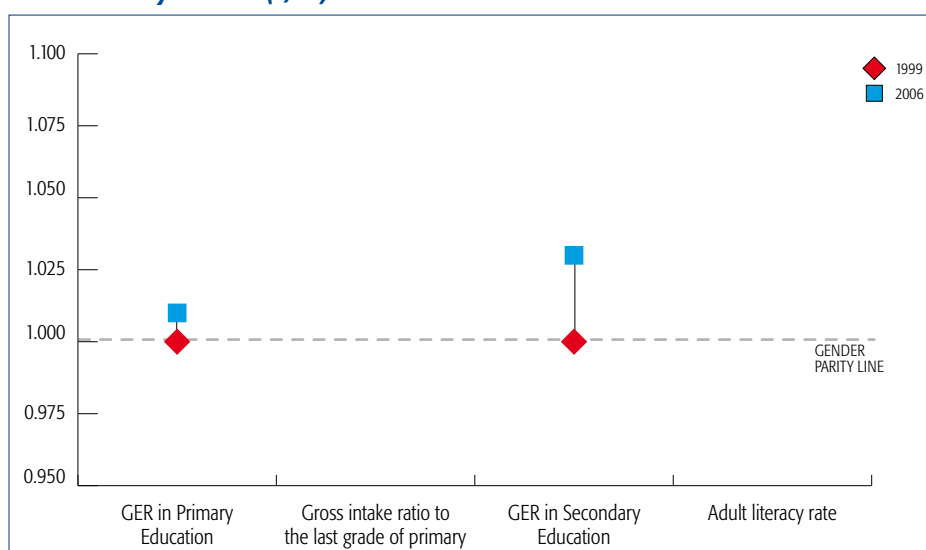


No data available to evaluate country's prospects to achieve this EFA GOAL

**EFA Goal 5** Eliminating gender disparities in primary and secondary education by 2005, and achieving gender equality in education by 2015, with a focus on ensuring girls' full and equal access to and achievement in basic education of good quality.

**MDG Goal 3** Promote gender equality and empower women - **Target 1** Eliminate gender disparity in primary and secondary education, preferably by 2005, and in all levels of education no later than 2015.

**Gender Parity Indices (F/M) for Selected Indicators**



Gender **parity** has been achieved in accessing primary education

Data for Gross Intake Ratio into the last grade of primary education is not collected in this country.

Gender **parity** has been achieved in accessing in accessing secondary education.

No data available for those adults recorded as being literate

**EFA Goal 6** Improving all aspects of the quality of education and ensuring excellence of all so that recognised and measurable learning outcomes are achieved by all, especially in literacy, numeracy and essential life skills.

Proxy Indicators of the Quality of Formal Schooling	1999	2006
Percentage of young people (15-24 years) with basic literacy skills	–	–
School Life Expectancy (expected number of years of formal schooling from primary to tertiary education)	15.9	16.1
Pupil/Teacher Ratio in Primary Education	19.1	18.1
Trained Primary- School teachers as % of total	–	–
Public current expenditure on primary education as % of GNP	–	1.3*

\* Public current expenditure on primary education as % of GNP corresponds to 2005.





# **PACIFIC COUNTRIES**

**Australia**

**Kiribati**

**Nauru**

**New Zealand**

**Papua New Guinea**

**Tonga**

**Tuvalu**

**Samoa**

**Solomon Islands**

**Vanuatu**

**Commonwealth Pacific Overview**

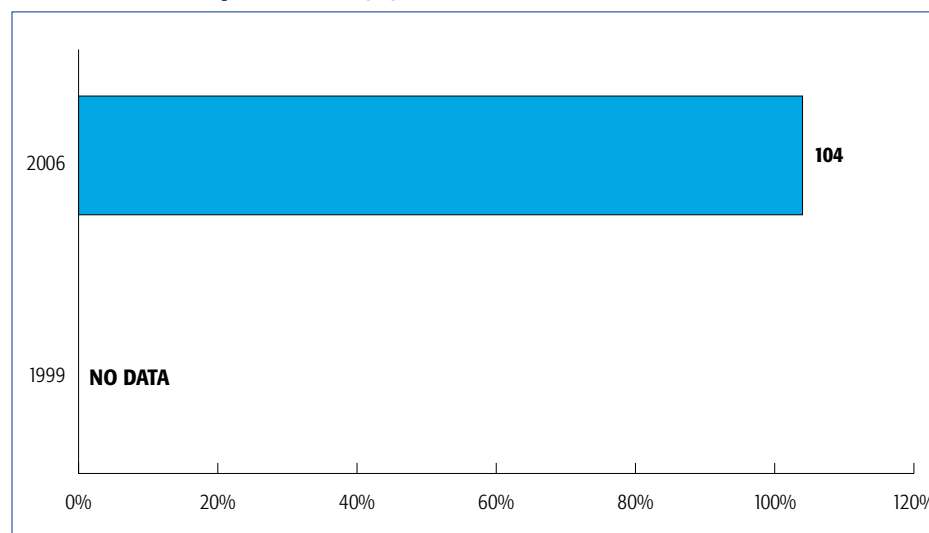


# AUSTRALIA

Total Population: 20.53 million (2006) of which 19.5% are under 15 years old (2005)

**EFA Goal 1** Expanding and improving comprehensive early childhood care and education, especially for the most vulnerable and disadvantaged children.

## GER in Pre Primary Education (%)



Age group (2007):  
**4 years old**

Percentage of private provision (2006) = **67%**

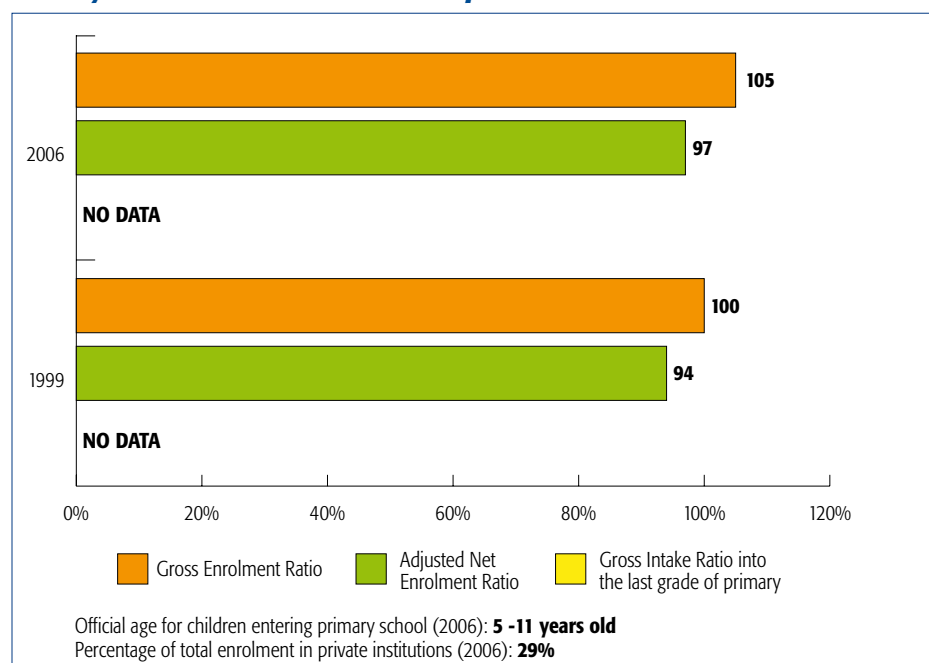
School life expectancy in Pre-primary (2006) = **1.0 years**

% of children under 5 years of age who are underweight (moderate or severe) = **No Data**

**EFA Goal 2** Ensuring that by 2015 all children, particularly girls, children in difficult circumstances and those belonging to ethnic minorities, have access to, and complete, free and compulsory primary education of good quality.

**MDG Goal 2** Achieve UPE - **Target 3** Ensure that, by 2015, children everywhere, boys and girls alike, will be able to complete a full course of primary schooling.

## Primary Education – Access and Participation



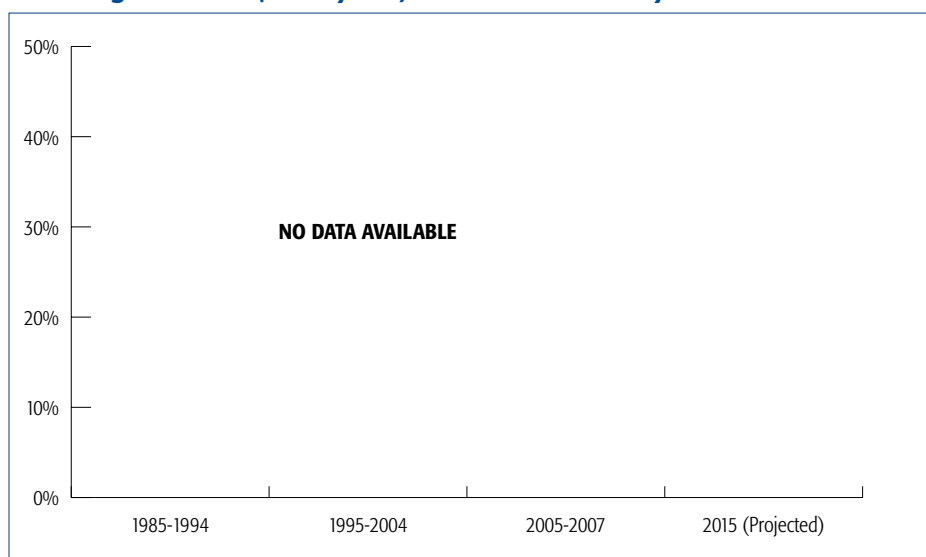
**GER > 95%**

**Almost all** children of official primary school age are enrolled.

Number of out of school children (2006) = **63,000**

**EFA Goal 4** Achieving a 50 per cent improvement in levels of adult literacy by 2015, especially for women, and equitable access to basic and continuing education for all adults.

**Percentage of adults (15-64 years) without basic literacy skills**

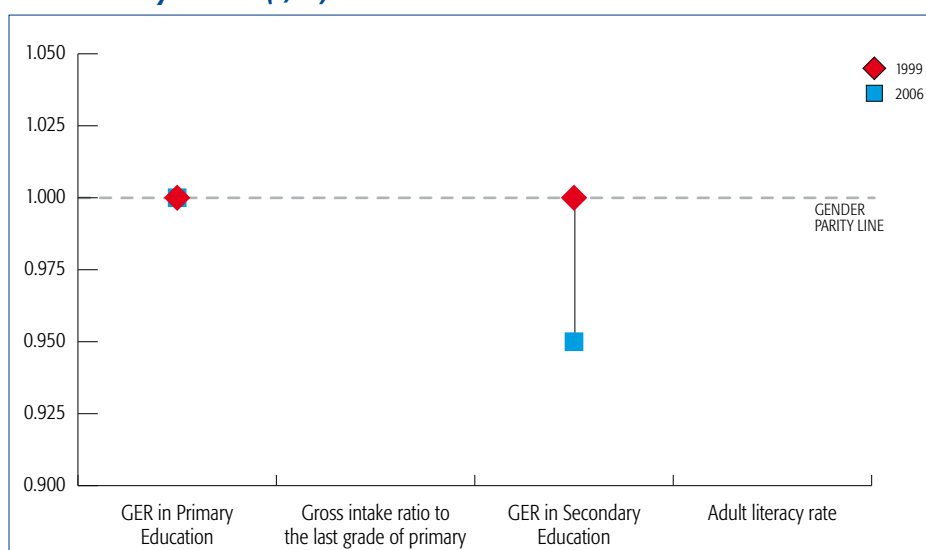


No data available to evaluate country's prospects to achieve this EFA GOAL

**EFA Goal 5** Eliminating gender disparities in primary and secondary education by 2005, and achieving gender equality in education by 2015, with a focus on ensuring girls' full and equal access to and achievement in basic education of good quality.

**MDG Goal 3** Promote gender equality and empower women - **Target 1** Eliminate gender disparity in primary and secondary education, preferably by 2005, and in all levels of education no later than 2015.

**Gender Parity Indices (F/M) for Selected Indicators**



Gender **parity** has been achieved in accessing primary education.

No data available for Gross Intake Ratio to the last grade of primary education.

Gender **disparity** is to the disadvantage of girls in accessing secondary education.

No data available for those adults recorded as being literate

**EFA Goal 6** Improving all aspects of the quality of education and ensuring excellence of all so that recognised and measurable learning outcomes are achieved by all, especially in literacy, numeracy and essential life skills.

Proxy Indicators of the Quality of Formal Schooling	1999	2006
Percentage of young people (15-24 years) with basic literacy skills	–	–
School Life Expectancy (expected number of years of formal schooling from primary to tertiary education)	20.2	20.5
Pupil/Teacher Ratio in Primary Education	17.9	–
Trained Primary- School teachers as % of total	–	–
Public current expenditure on primary education as % of GNP	1.7	1.6*

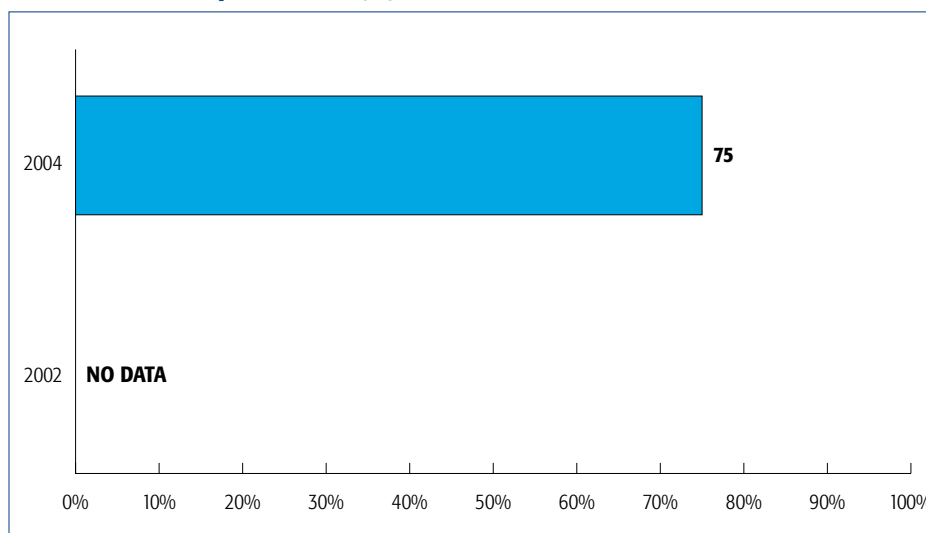
\* Public current expenditure on primary education as % of GNP corresponds to 2005.

# KIRIBATI

Total Population: 94,000 (2006)

**EFA Goal 1** Expanding and improving comprehensive early childhood care and education, especially for the most vulnerable and disadvantaged children.

## GER in Pre Primary Education (%)



Age group (2006):  
**3-5 years old**

Percentage of private provision = **No Data**

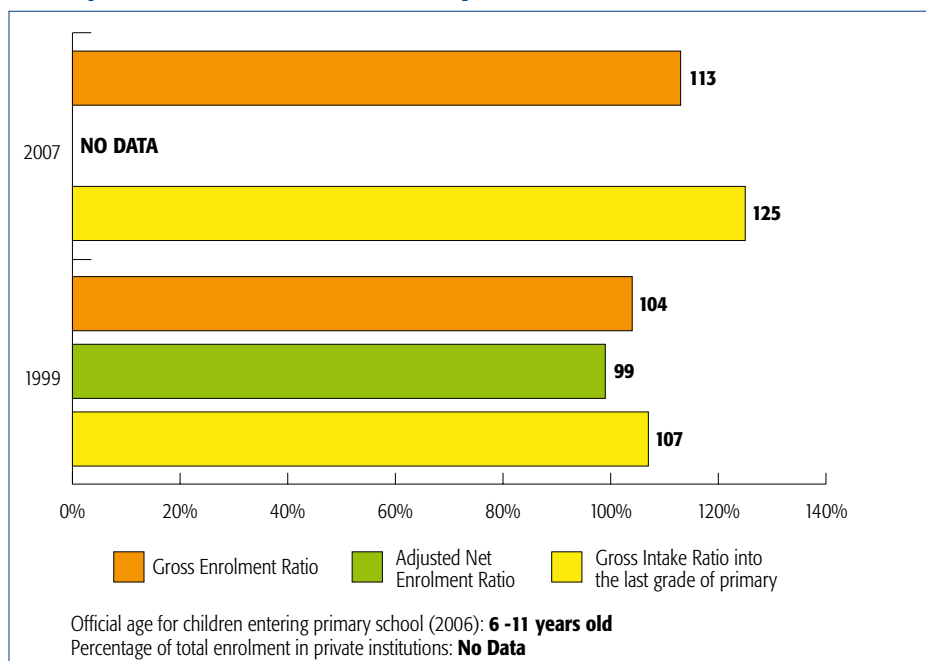
School life expectancy in Pre-primary = **No Data**

% of children under 5 years of age who are underweight (moderate or severe) = **13%**

**EFA Goal 2** Ensuring that by 2015 all children, particularly girls, children in difficult circumstances and those belonging to ethnic minorities, have access to, and complete, free and compulsory primary education of good quality.

**MDG Goal 2** Achieve UPE - **Target 3** Ensure that, by 2015, children everywhere, boys and girls alike, will be able to complete a full course of primary schooling.

## Primary Education – Access and Participation

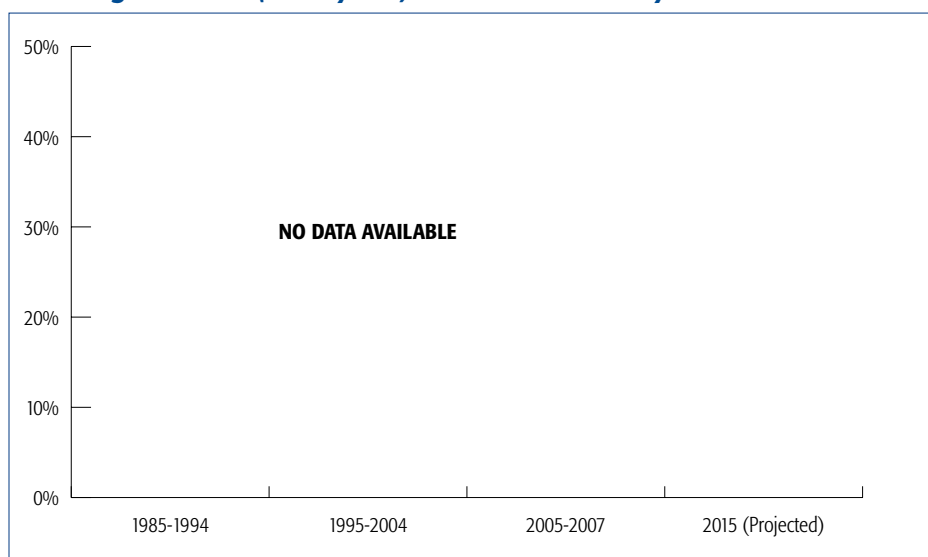


**GER > 95%**

Number of out of school children = **No Data available**

**EFA Goal 4** Achieving a 50 per cent improvement in levels of adult literacy by 2015, especially for women, and equitable access to basic and continuing education for all adults.

**Percentage of adults (15-64 years) without basic literacy skills**

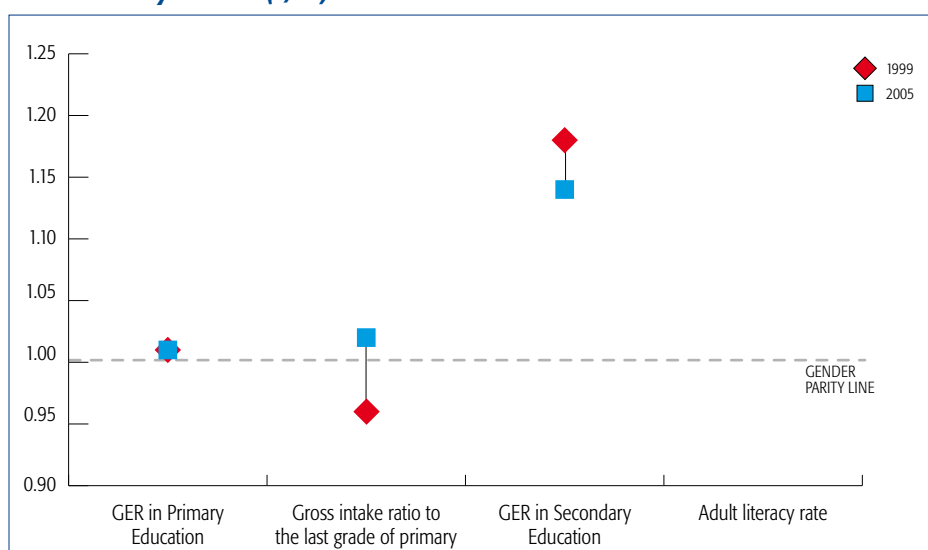


No data available to evaluate country's prospects to achieve this EFA GOAL

**EFA Goal 5** Eliminating gender disparities in primary and secondary education by 2005, and achieving gender equality in education by 2015, with a focus on ensuring girls' full and equal access to and achievement in basic education of good quality.

**MDG Goal 3** Promote gender equality and empower women - **Target 1** Eliminate gender disparity in primary and secondary education, preferably by 2005, and in all levels of education no later than 2015.

**Gender Parity Indices (F/M) for Selected Indicators**



Gender **parity** has been achieved in accessing primary education.

Gender **parity** has been achieved in Gross Intake Ratio to the last grade of primary education.

Gender **disparity** is to the disadvantage of **boys** in accessing secondary education.

No data available for those adults recorded as being literate.

**EFA Goal 6** Improving all aspects of the quality of education and ensuring excellence of all so that recognised and measurable learning outcomes are achieved by all, especially in literacy, numeracy and essential life skills.

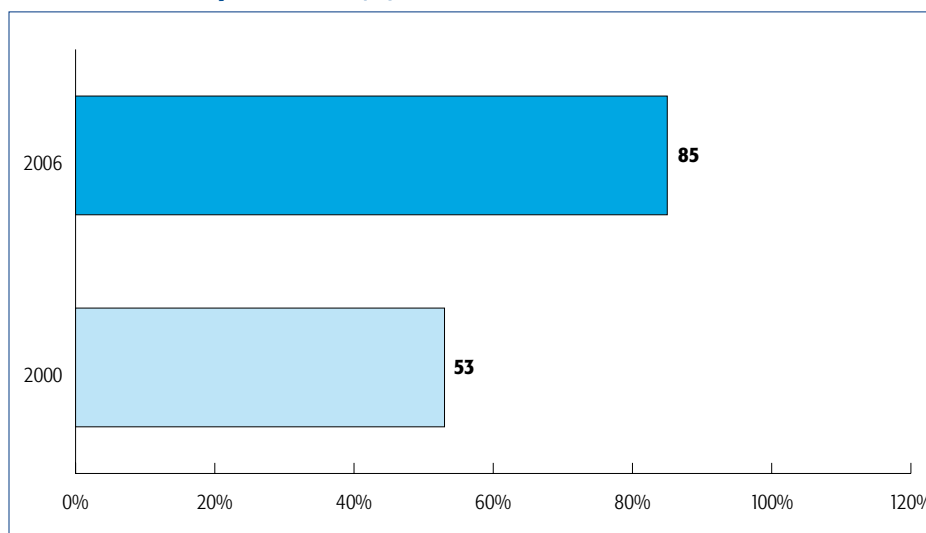
Proxy Indicators of the Quality of Formal Schooling	1999	2006
Percentage of young people (15-24 years) with basic literacy skills	–	–
School Life Expectancy (expected number of years of formal schooling from primary to tertiary education)	11.7	12.3
Pupil/Teacher Ratio in Primary Education	24.7	24.7
Trained Primary- School teachers as % of total	–	–
Public current expenditure on primary education as % of GNP	–	–

# NAURU

Total Population: 10.000 (2006)

**EFA Goal 1** Expanding and improving comprehensive early childhood care and education, especially for the most vulnerable and disadvantaged children.

## GER in Pre Primary Education (%)



Age group (2006):  
**3-5 years old**

Percentage of private provision (2002)  
**= No Data**

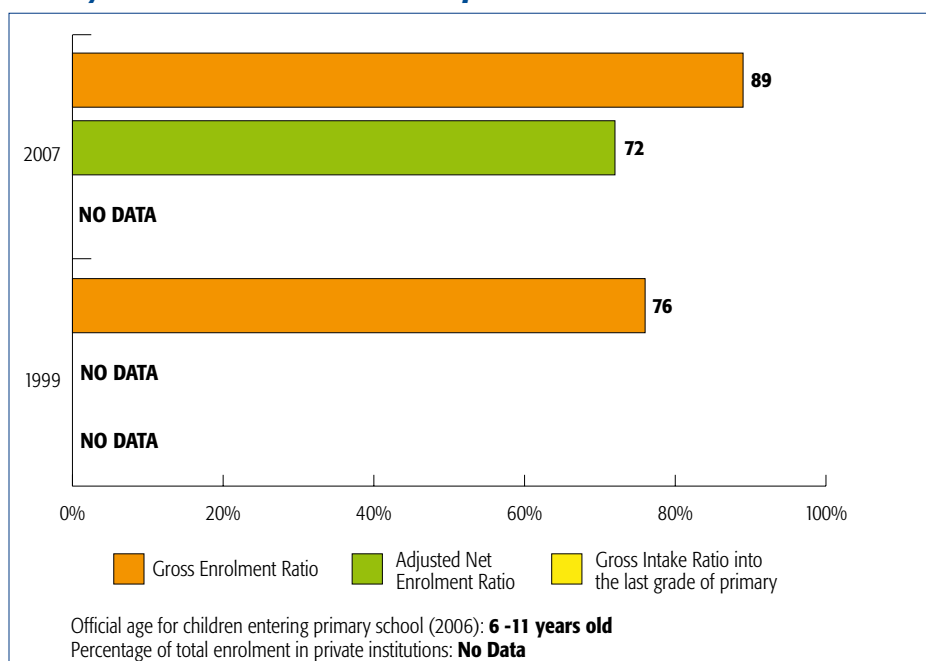
School life expectancy in Pre-primary (2006)  
**= 2.6 years**

% of children under 5 years of age who are underweight (moderate or severe) **= No Data**

**EFA Goal 2** Ensuring that by 2015 all children, particularly girls, children in difficult circumstances and those belonging to ethnic minorities, have access to, and complete, free and compulsory primary education of good quality.

**MDG Goal 2** Achieve UPE - **Target 3** Ensure that, by 2015, children everywhere, boys and girls alike, will be able to complete a full course of primary schooling.

## Primary Education – Access and Participation



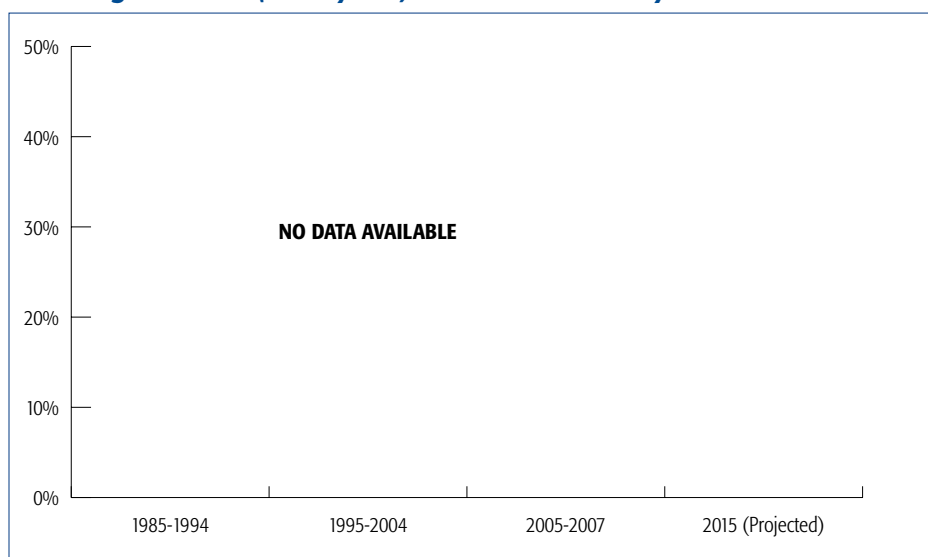
**GER > 95%**

**Around 70%** of children of official primary school age are enrolled.

Number of out of school children (2006)  
**= No data available**

**EFA Goal 4** Achieving a 50 per cent improvement in levels of adult literacy by 2015, especially for women, and equitable access to basic and continuing education for all adults.

**Percentage of adults (15-64 years) without basic literacy skills**

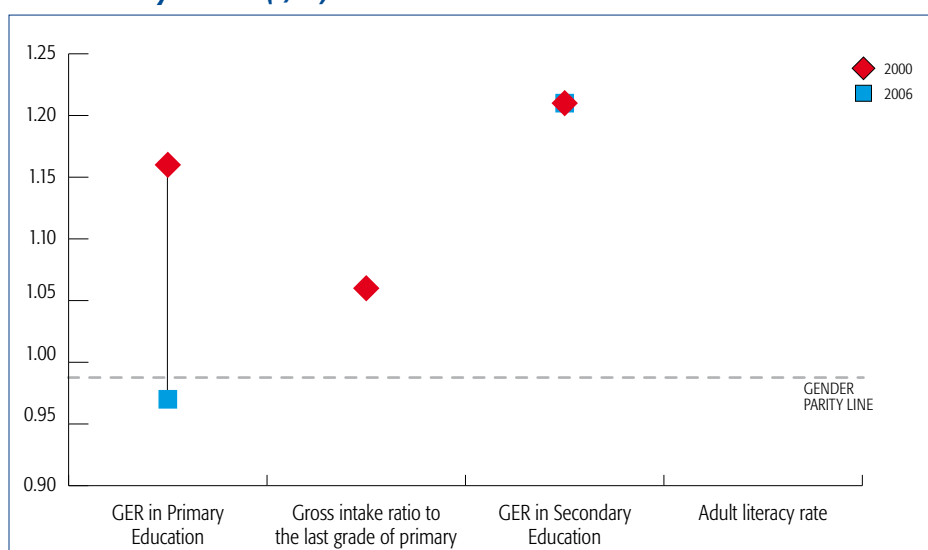


No data available to evaluate country's prospects to achieve this EFA GOAL

**EFA Goal 5** Eliminating gender disparities in primary and secondary education by 2005, and achieving gender equality in education by 2015, with a focus on ensuring girls' full and equal access to and achievement in basic education of good quality.

**MDG Goal 3** Promote gender equality and empower women - **Target 1** Eliminate gender disparity in primary and secondary education, preferably by 2005, and in all levels of education no later than 2015.

**Gender Parity Indices (F/M) for Selected Indicators**



Gender **parity** has been achieved in accessing primary education

Gender **disparity** was to the disadvantage of **boys** in Gross Intake Ratio to the last grade of primary education back in 1999.

Gender **disparity** is to the disadvantage of **boys** in accessing secondary education.

No data available for those adults recorded as being literate.

**EFA Goal 6** Improving all aspects of the quality of education and ensuring excellence of all so that recognised and measurable learning outcomes are achieved by all, especially in literacy, numeracy and essential life skills.

Proxy Indicators of the Quality of Formal Schooling	1999	2006
Percentage of young people (15-24 years) with basic literacy skills	-	-
School Life Expectancy (expected number of years of formal schooling from primary to tertiary education)	-	8.5
Pupil/Teacher Ratio in Primary Education	-	26.8
Trained Primary- School teachers as % of total	-	-
Public current expenditure on primary education as % of GNP	-	-

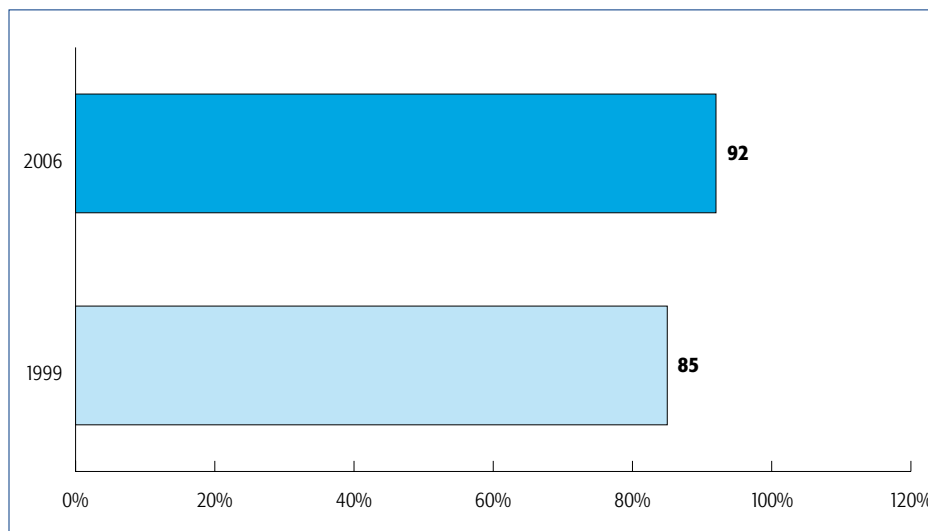


# NEW ZEALAND

Total Population: 4.14 million (2006) of which 21.5% are under 15 years old (2005)

**EFA Goal 1** Expanding and improving comprehensive early childhood care and education, especially for the most vulnerable and disadvantaged children.

## GER in Pre Primary Education (%)



Age group (2006):  
**3-4 years old**

Percentage of private provision (2006) = **98%**

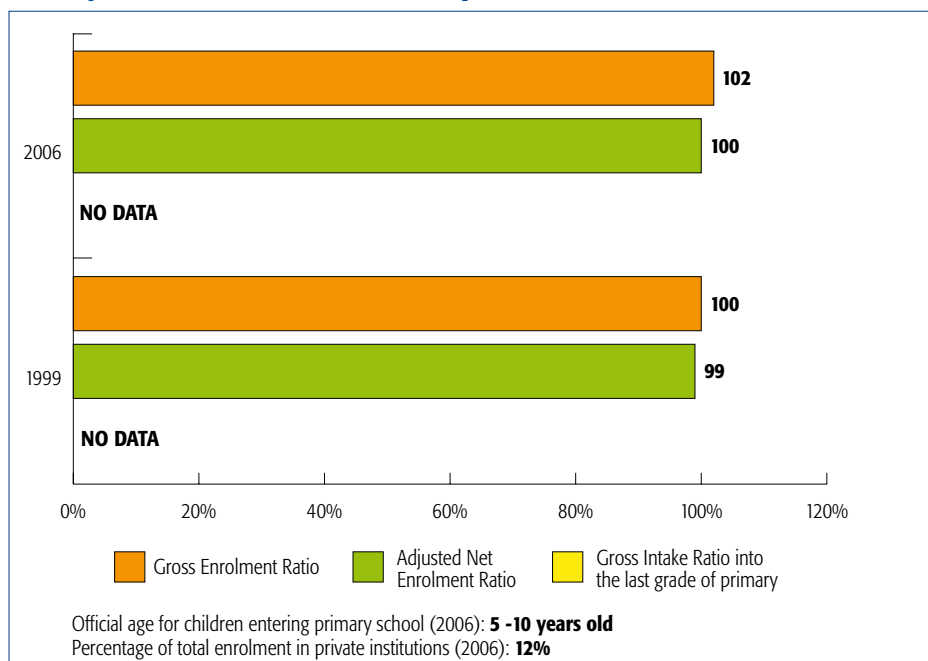
School life expectancy in Pre-primary (2006) = **1.8 years**

% of children under 5 years of age who are underweight (moderate or severe) = **No Data**

**EFA Goal 2** Ensuring that by 2015 all children, particularly girls, children in difficult circumstances and those belonging to ethnic minorities, have access to, and complete, free and compulsory primary education of good quality.

**MDG Goal 2** Achieve UPE - **Target 3** Ensure that, by 2015, children everywhere, boys and girls alike, will be able to complete a full course of primary schooling.

## Primary Education – Access and Participation



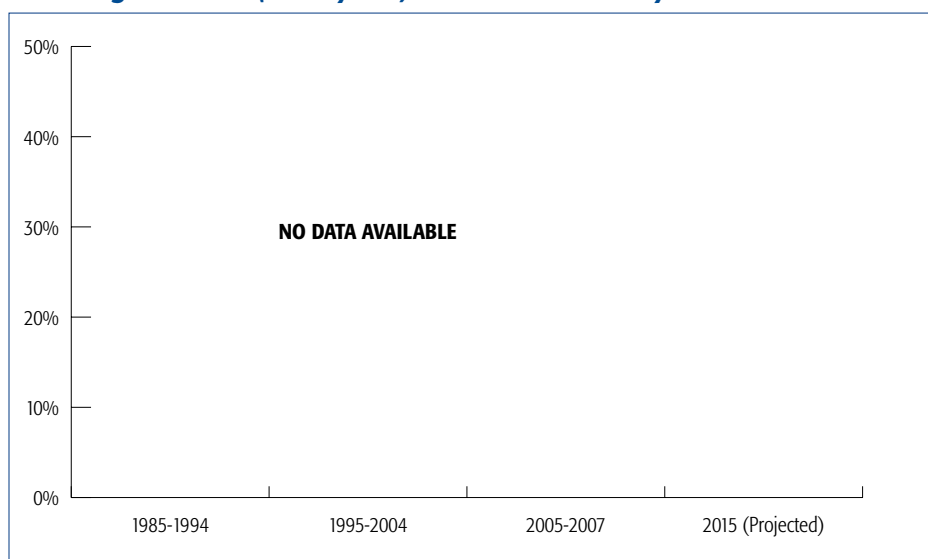
**GER > 95%**

**All** children of official primary school age are enrolled.

Number of out of school children (2006) = **1,700**

**EFA Goal 4** Achieving a 50 per cent improvement in levels of adult literacy by 2015, especially for women, and equitable access to basic and continuing education for all adults.

**Percentage of adults (15-64 years) without basic literacy skills**

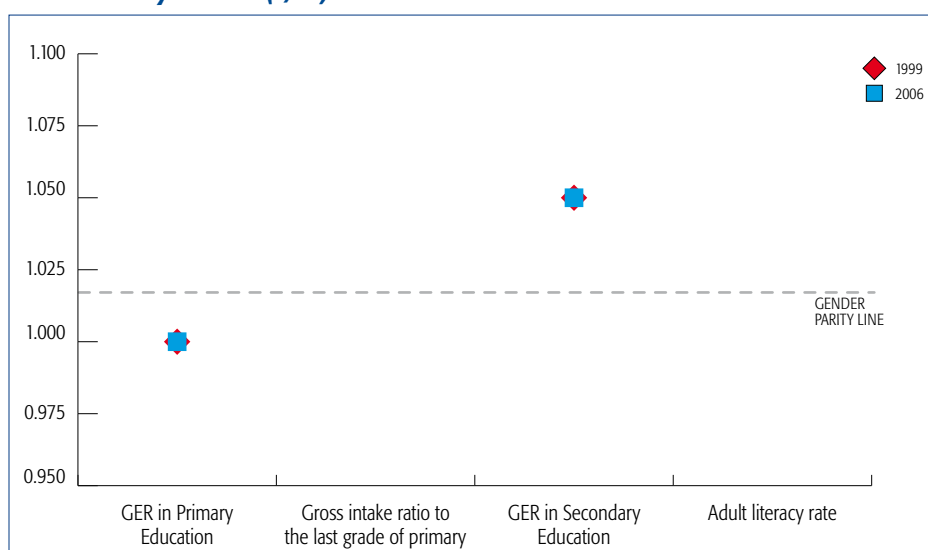


No data available to evaluate country's prospects to achieve this EFA GOAL

**EFA Goal 5** Eliminating gender disparities in primary and secondary education by 2005, and achieving gender equality in education by 2015, with a focus on ensuring girls' full and equal access to and achievement in basic education of good quality.

**MDG Goal 3** Promote gender equality and empower women - **Target 1** Eliminate gender disparity in primary and secondary education, preferably by 2005, and in all levels of education no later than 2015.

**Gender Parity Indices (F/M) for Selected Indicators**



Gender **parity** has been achieved in accessing primary education.

No data available for Gross intake ratio to the last grade.

Gender **disparity** is to the disadvantage of **boys** in accessing secondary education.

No data available for those adults recorded as being literate.

**EFA Goal 6** Improving all aspects of the quality of education and ensuring excellence of all so that recognised and measurable learning outcomes are achieved by all, especially in literacy, numeracy and essential life skills.

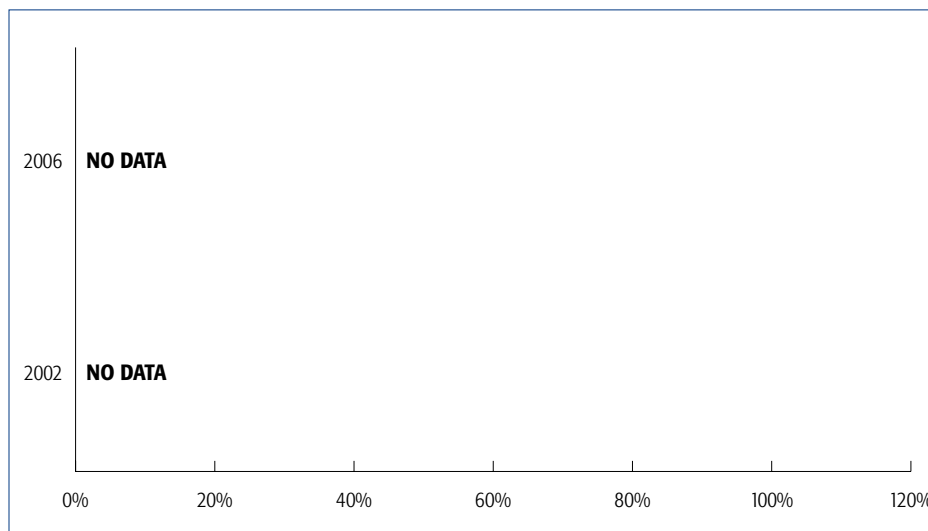
Proxy Indicators of the Quality of Formal Schooling	1999	2006
Percentage of young people (15-24 years) with basic literacy skills	–	–
School Life Expectancy (expected number of years of formal schooling from primary to tertiary education)	17.3	19.5
Pupil/Teacher Ratio in Primary Education	18.3	15.9
Trained Primary- School teachers as % of total	–	–
Public current expenditure on primary education as % of GNP	1.8	1.6

# PAPUA NEW GUINEA

Total Population: 6.20 million (2006) of which 40.6% are under 15 years old (2005)05)

**EFA Goal 1** Expanding and improving comprehensive early childhood care and education, especially for the most vulnerable and disadvantaged children.

## GER in Pre Primary Education (%)



Age group (2006):  
**6 years old**

Percentage of private provision (2007)  
**= No Data**

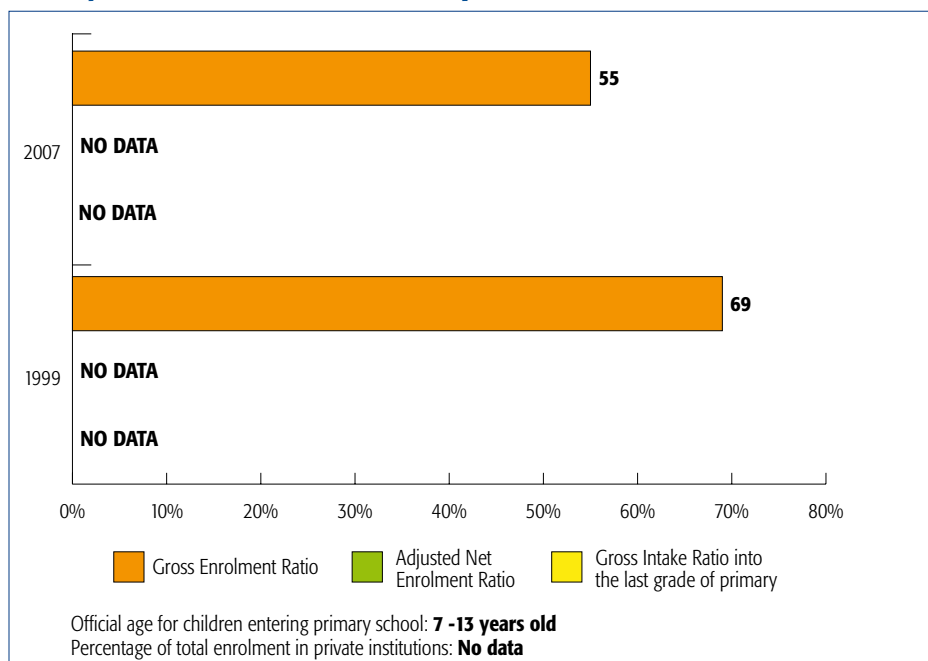
School life expectancy in Pre-primary = **No Data**

% of children under 5 years of age who are underweight (moderate or severe) = **No Data**

**EFA Goal 2** Ensuring that by 2015 all children, particularly girls, children in difficult circumstances and those belonging to ethnic minorities, have access to, and complete, free and compulsory primary education of good quality.

**MDG Goal 2** Achieve UPE - **Target 3** Ensure that, by 2015, children everywhere, boys and girls alike, will be able to complete a full course of primary schooling.

## Primary Education – Access and Participation



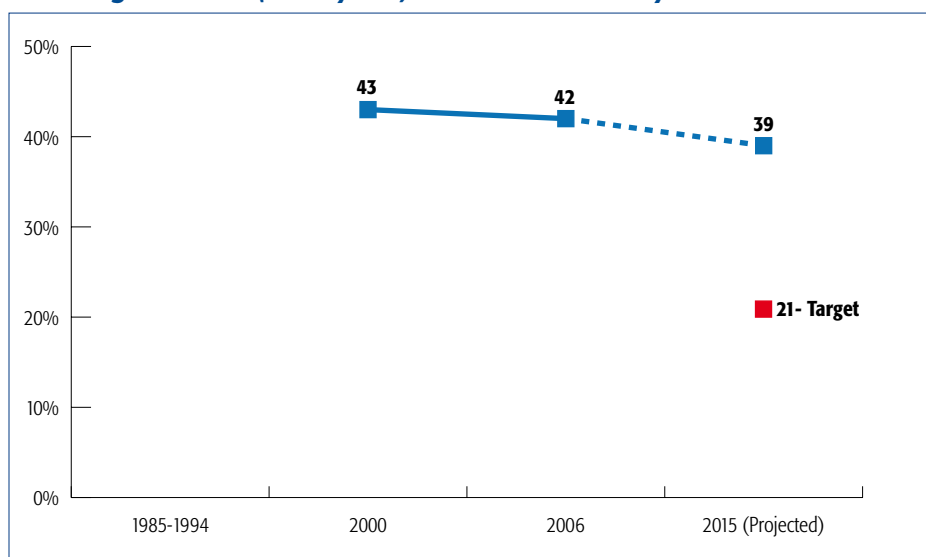
**GER > 95%**

**No data available** for Adjusted Net Enrolment Ratio

There are major discrepancies in different sources in NER data.

**EFA Goal 4** Achieving a 50 per cent improvement in levels of adult literacy by 2015, especially for women, and equitable access to basic and continuing education for all adults.

**Percentage of adults (15-64 years) without basic literacy skills**

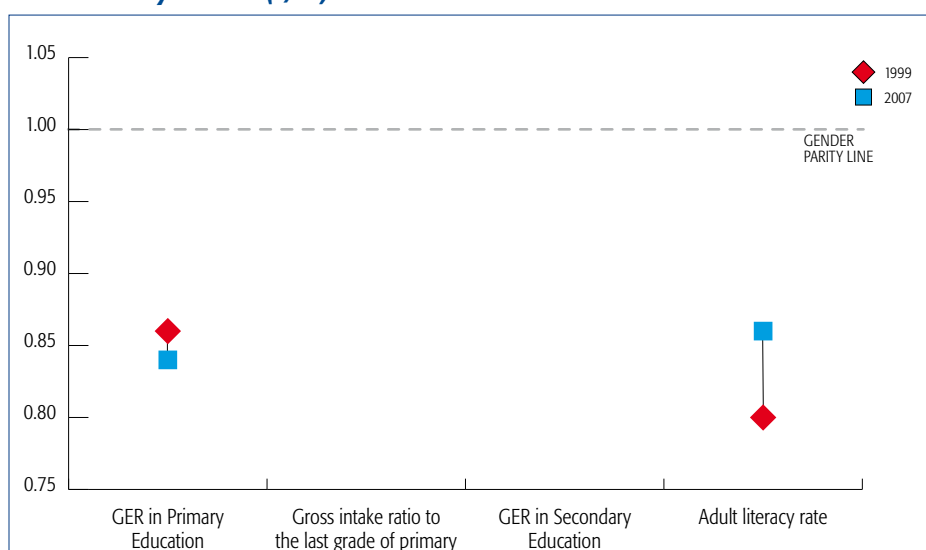


According to current projections, the projected percentage of adults without basic literacy skills by 2015 is eighteen percentage points **higher** than the estimated EFA target rate.

**EFA Goal 5** Eliminating gender disparities in primary and secondary education by 2005, and achieving gender equality in education by 2015, with a focus on ensuring girls' full and equal access to and achievement in basic education of good quality.

**MDG Goal 3** Promote gender equality and empower women - **Target 1** Eliminate gender disparity in primary and secondary education, preferably by 2005, and in all levels of education no later than 2015.

**Gender Parity Indices (F/M) for Selected Indicators**



Gender **disparity** is to the disadvantage of **girls** in accessing primary education.

No data available for Gross Intake Ratio to the last grade of primary education.

No data available for Gross Enrolment Rate in secondary education.

Gender **disparities** for those adults recorded as being literate are to the **disadvantage** of women.

**EFA Goal 6** Improving all aspects of the quality of education and ensuring excellence of all so that recognised and measurable learning outcomes are achieved by all, especially in literacy, numeracy and essential life skills.

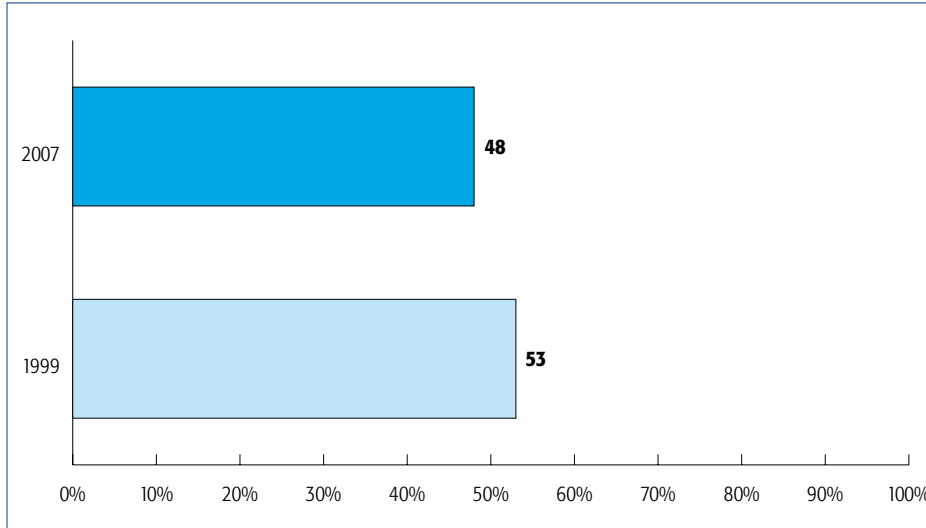
Proxy Indicators of the Quality of Formal Schooling	1999	2006
Percentage of young people (15-24 years) with basic literacy skills	66.6	64.1
School Life Expectancy (expected number of years of formal schooling from primary to tertiary education)	-	-
Pupil/Teacher Ratio in Primary Education	-	35.8
Trained Primary- School teachers as % of total	-	-
Public current expenditure on primary education as % of GNP	-	-

# SAMOA

Total Population: 185,000 (2006): 20,530 of which 40.8% are under 15 years old (2005))

**EFA Goal 1** Expanding and improving comprehensive early childhood care and education, especially for the most vulnerable and disadvantaged children.

## GER in Pre Primary Education (%)



Age group (2006):  
**3-4 years old**

Percentage of private provision (2007) = **100%**

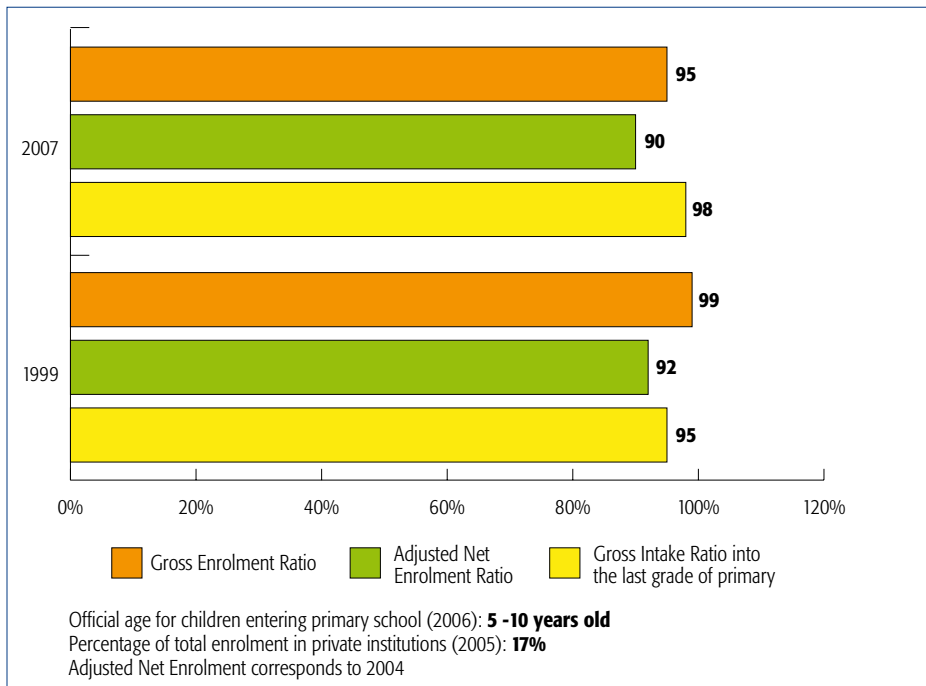
School life expectancy in Pre-primary (2007) = **1.0 years**

% of children under 5 years of age who are underweight (moderate or severe) = **No Data**

**EFA Goal 2** Ensuring that by 2015 all children, particularly girls, children in difficult circumstances and those belonging to ethnic minorities, have access to, and complete, free and compulsory primary education of good quality.

**MDG Goal 2** Achieve UPE - **Target 3** Ensure that, by 2015, children everywhere, boys and girls alike, will be able to complete a full course of primary schooling.

## Primary Education – Access and Participation



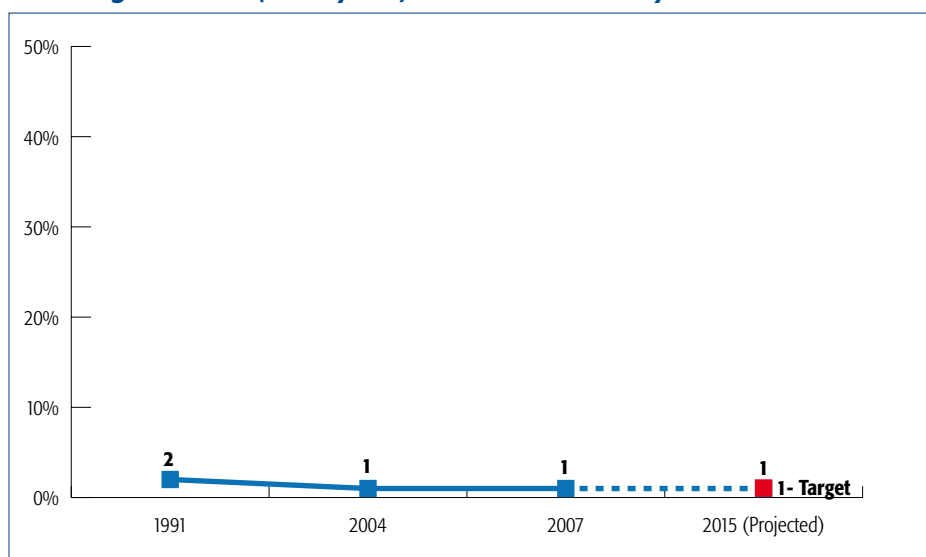
**GER > 95%**

**Ninety percent** of children of official primary school age are enrolled.

Number of out of school children (2006) = **280**

**EFA Goal 4** Achieving a 50 per cent improvement in levels of adult literacy by 2015, especially for women, and equitable access to basic and continuing education for all adults.

**Percentage of adults (15-64 years) without basic literacy skills**

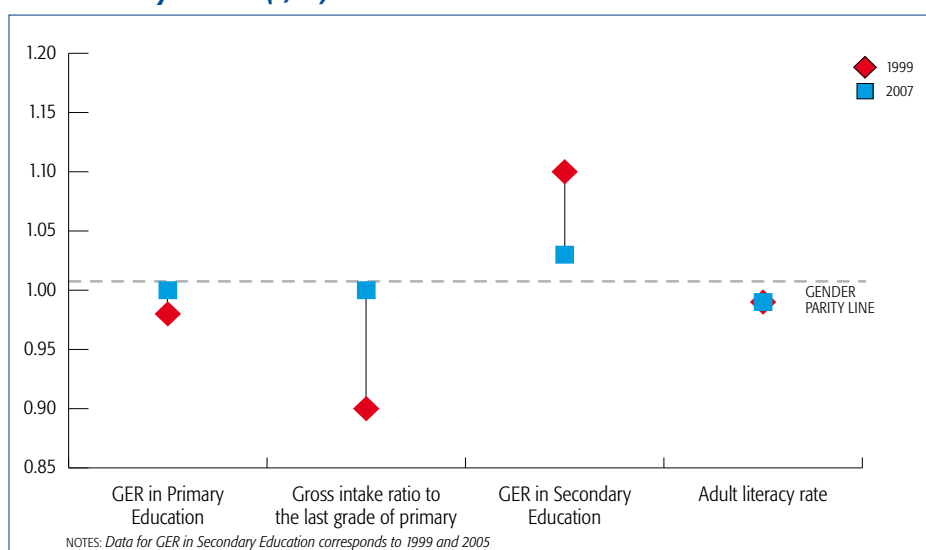


According to current projections, the projected percentage of adults without basic literacy skills by 2015 is **equal** to the estimated EFA target rate.

**EFA Goal 5** Eliminating gender disparities in primary and secondary education by 2005, and achieving gender equality in education by 2015, with a focus on ensuring girls' full and equal access to and achievement in basic education of good quality.

**MDG Goal 3** Promote gender equality and empower women - **Target 1** Eliminate gender disparity in primary and secondary education, preferably by 2005, and in all levels of education no later than 2015.

**Gender Parity Indices (F/M) for Selected Indicators**



Gender **parity** has been achieved in accessing primary education

Gender **parity** has been achieved in Gross Intake Ratio to the last grade of primary education.

Gender **disparity** is to the disadvantage of **boys** in accessing secondary education.

Gender **parity** has been achieved for those adults recorded as being literate.

**EFA Goal 6** Improving all aspects of the quality of education and ensuring excellence of all so that recognised and measurable learning outcomes are achieved by all, especially in literacy, numeracy and essential life skills.

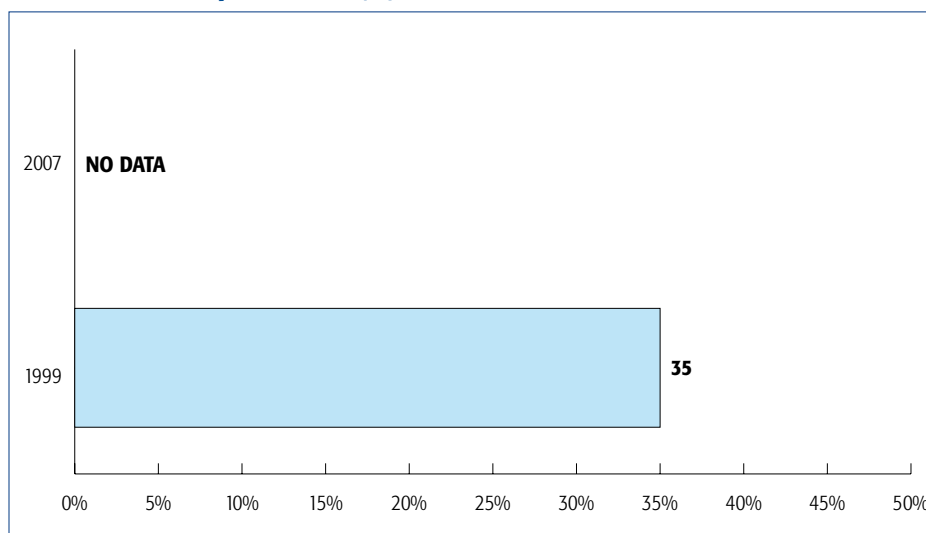
Proxy Indicators of the Quality of Formal Schooling	1999	2007
Percentage of young people (15-24 years) with basic literacy skills	99.3	99.4
School Life Expectancy (expected number of years of formal schooling from primary to tertiary education)	12.3	-
Pupil/Teacher Ratio in Primary Education	24.0	23.8
Trained Primary- School teachers as % of total	-	98.4
Public current expenditure on primary education as % of GNP	1.4	-

# SOLOMON ISLANDS

Total Population: 484,000 (2006) of which 40.5% are under 15 years old (2005)

**EFA Goal 1** Expanding and improving comprehensive early childhood care and education, especially for the most vulnerable and disadvantaged children.

## GER in Pre Primary Education (%)



Age group (2006):  
**3-5 years old**

Percentage of private provision = **No Data**

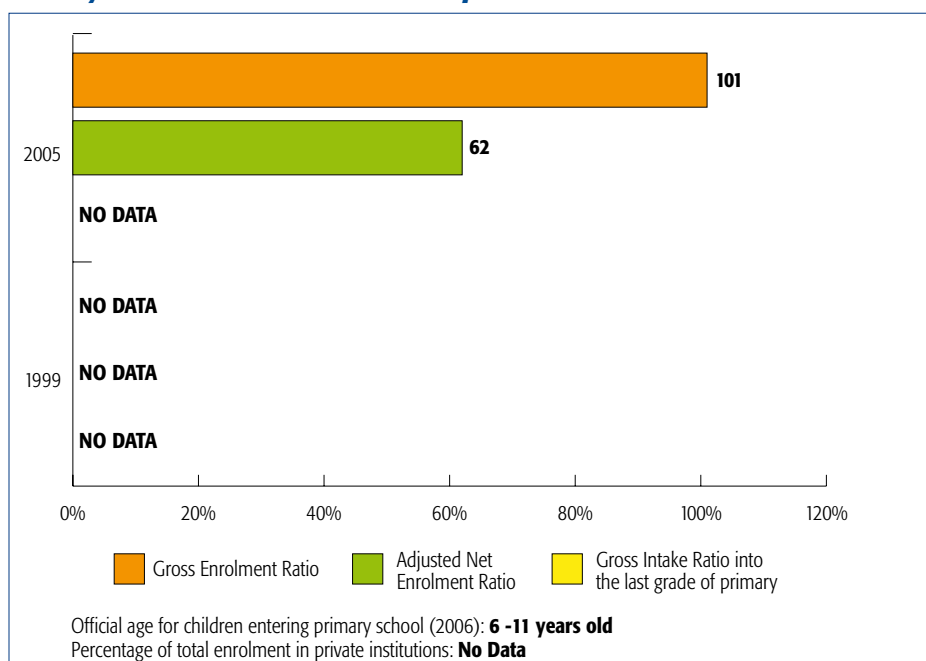
School life expectancy in Pre-primary = **No Data**

% of children under 5 years of age who are underweight (moderate or severe) = **No Data**

**EFA Goal 2** Ensuring that by 2015 all children, particularly girls, children in difficult circumstances and those belonging to ethnic minorities, have access to, and complete, free and compulsory primary education of good quality.

**MDG Goal 2** Achieve UPE - **Target 3** Ensure that, by 2015, children everywhere, boys and girls alike, will be able to complete a full course of primary schooling.

## Primary Education – Access and Participation



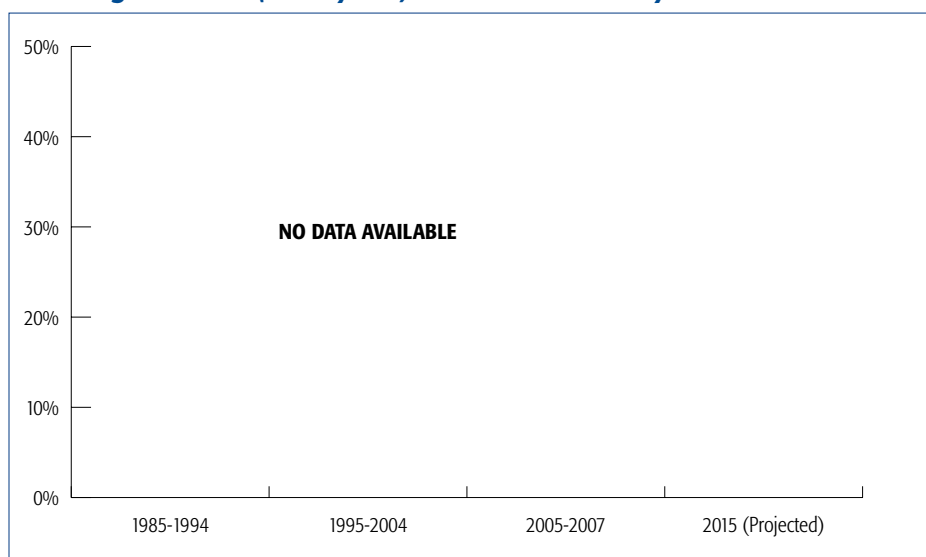
**GER > 95%**

Around **60%** of children of official primary school age are enrolled.

Number of out of school children (2005) = **29,000**

**EFA Goal 4** Achieving a 50 per cent improvement in levels of adult literacy by 2015, especially for women, and equitable access to basic and continuing education for all adults.

**Percentage of adults (15-64 years) without basic literacy skills**

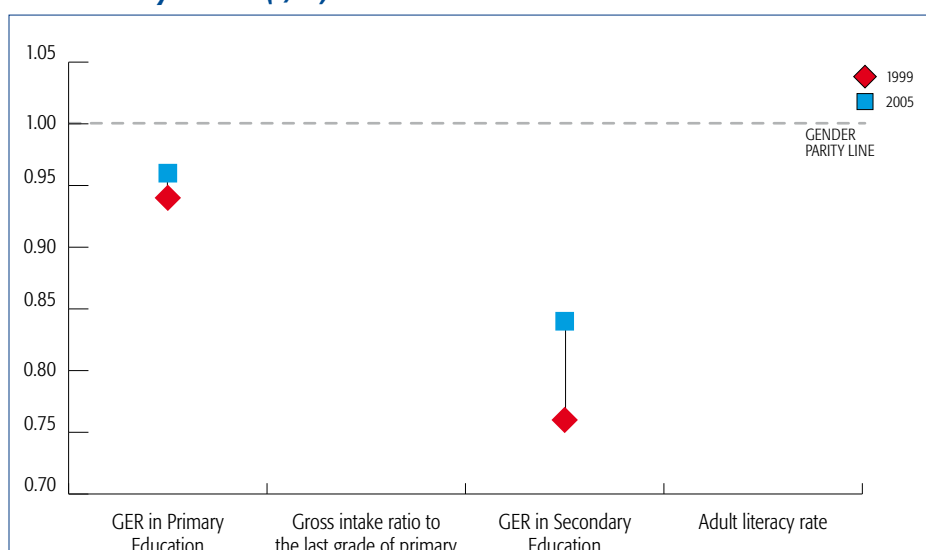


No data available to evaluate country's prospects to achieve this EFA GOAL

**EFA Goal 5** Eliminating gender disparities in primary and secondary education by 2005, and achieving gender equality in education by 2015, with a focus on ensuring girls' full and equal access to and achievement in basic education of good quality.

**MDG Goal 3** Promote gender equality and empower women - **Target 1** Eliminate gender disparity in primary and secondary education, preferably by 2005, and in all levels of education no later than 2015.

**Gender Parity Indices (F/M) for Selected Indicators**



Gender **disparity** is to the disadvantage of **girls** in accessing primary education.

No data available for Gross Intake Ratio to the last grade of primary education.

Gender **disparity** is to the disadvantage of **girls** in accessing secondary education.

No data available for those adults recorded as being literate.

**EFA Goal 6** Improving all aspects of the quality of education and ensuring excellence of all so that recognised and measurable learning outcomes are achieved by all, especially in literacy, numeracy and essential life skills.

Proxy Indicators of the Quality of Formal Schooling	1999	2005
Percentage of young people (15-24 years) with basic literacy skills	-	-
School Life Expectancy (expected number of years of formal schooling from primary to tertiary education)	7.3	8.5
Pupil/Teacher Ratio in Primary Education	19.2	-
Trained Primary- School teachers as % of total	-	-
Public current expenditure on primary education as % of GNP	-	-

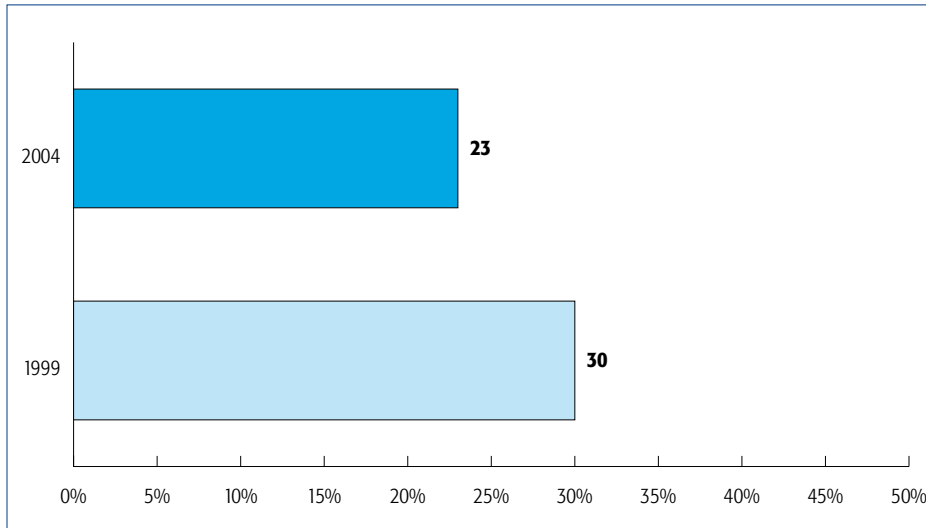


# TONGA

Total Population: 100,000 (2006) of which 37.5% are under 15 years old (2005)

**EFA Goal 1** Expanding and improving comprehensive early childhood care and education, especially for the most vulnerable and disadvantaged children.

## GER in Pre Primary Education (%)



Age group (2006):  
**3-4 years old**

Percentage of private provision  
**= No Data**

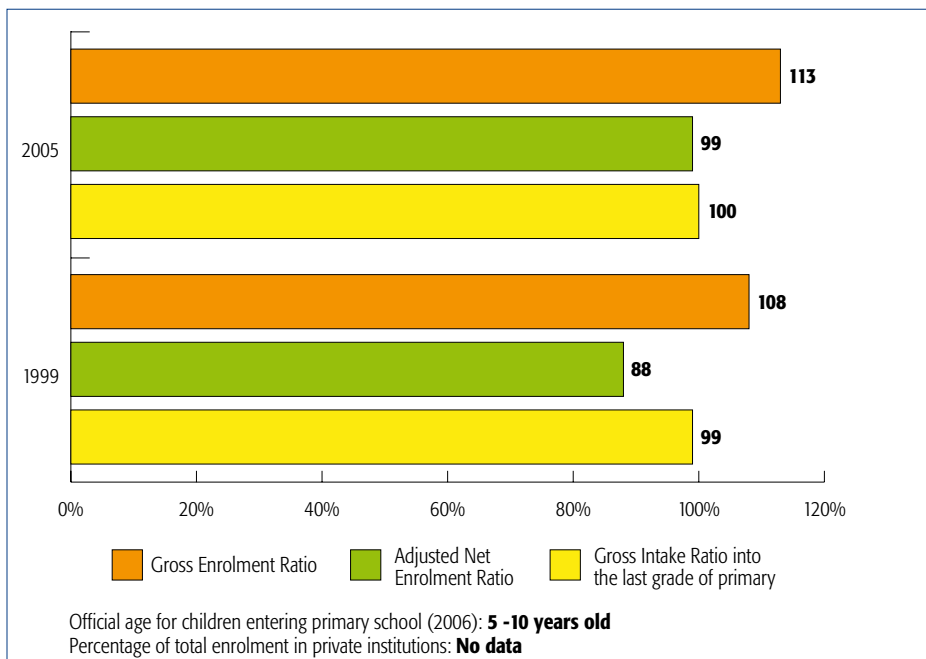
School life expectancy in Pre-primary (2005)  
**= 0.5 years**

% of children under 5 years of age who are underweight (moderate or severe) **= No Data**

**EFA Goal 2** Ensuring that by 2015 all children, particularly girls, children in difficult circumstances and those belonging to ethnic minorities, have access to, and complete, free and compulsory primary education of good quality.

**MDG Goal 2** Achieve UPE - **Target 3** Ensure that, by 2015, children everywhere, boys and girls alike, will be able to complete a full course of primary schooling.

## Primary Education – Access and Participation



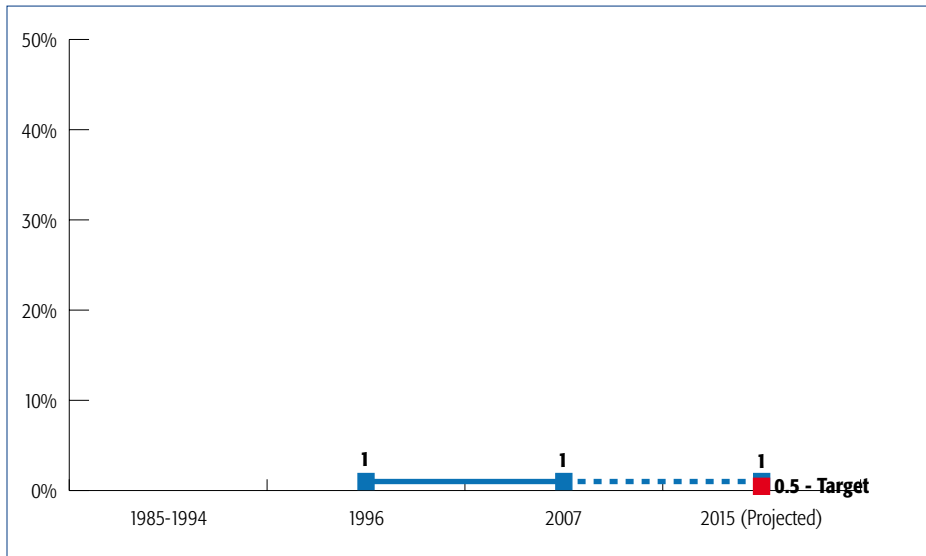
**GER > 95%**

**Almost all** children of official primary school age are enrolled.

Number of out of school children (2005) = **200**

**EFA Goal 4** Achieving a 50 per cent improvement in levels of adult literacy by 2015, especially for women, and equitable access to basic and continuing education for all adults.

**Percentage of adults (15-64 years) without basic literacy skills**

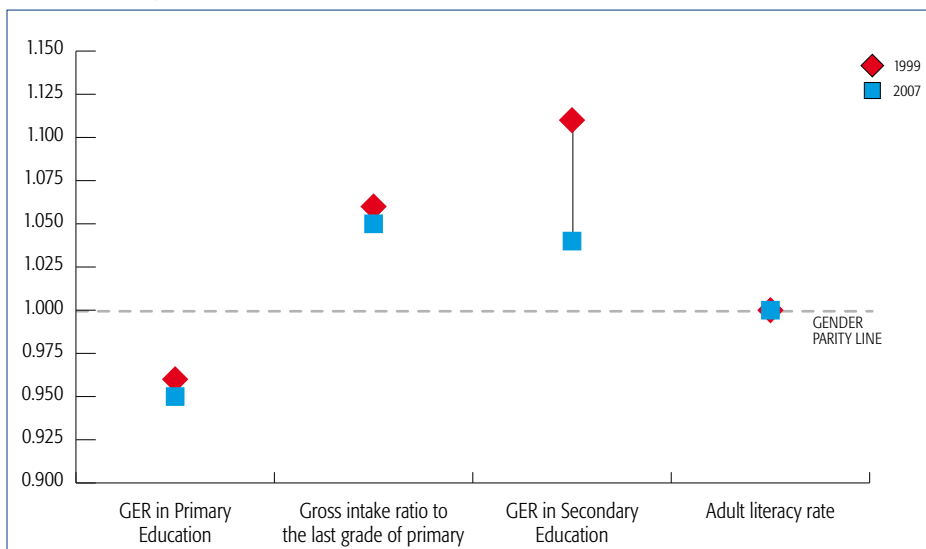


According to current projections, the projected percentage of adults without basic literacy skills by 2015 is 0.5 percentage points **lower** than the estimated EFA target rate.

**EFA Goal 5** Eliminating gender disparities in primary and secondary education by 2005, and achieving gender equality in education by 2015, with a focus on ensuring girls' full and equal access to and achievement in basic education of good quality.

**MDG Goal 3** Promote gender equality and empower women - **Target 1** Eliminate gender disparity in primary and secondary education, preferably by 2005, and in all levels of education no later than 2015.

**Gender Parity Indices (F/M) for Selected Indicators**



Gender **disparity** is to the disadvantage of **girls** in accessing primary education

Gender **disparity** is to the disadvantage of **boys** in Gross Intake Ratio to the last grade of primary education.

Gender **disparity** is to the disadvantage of **boys** in accessing secondary education.

Gender **parity** has been achieved for those adults recorded as being literate.

**EFA Goal 6** Improving all aspects of the quality of education and ensuring excellence of all so that recognised and measurable learning outcomes are achieved by all, especially in literacy, numeracy and essential life skills.

Proxy Indicators of the Quality of Formal Schooling	1999	2006
Percentage of young people (15-24 years) with basic literacy skills	99.3	99.6
School Life Expectancy (expected number of years of formal schooling from primary to tertiary education)	13.2	-
Pupil/Teacher Ratio in Primary Education	20.9	22.3
Trained Primary- School teachers as % of total	-	-
Public current expenditure on primary education as % of GNP	-	-

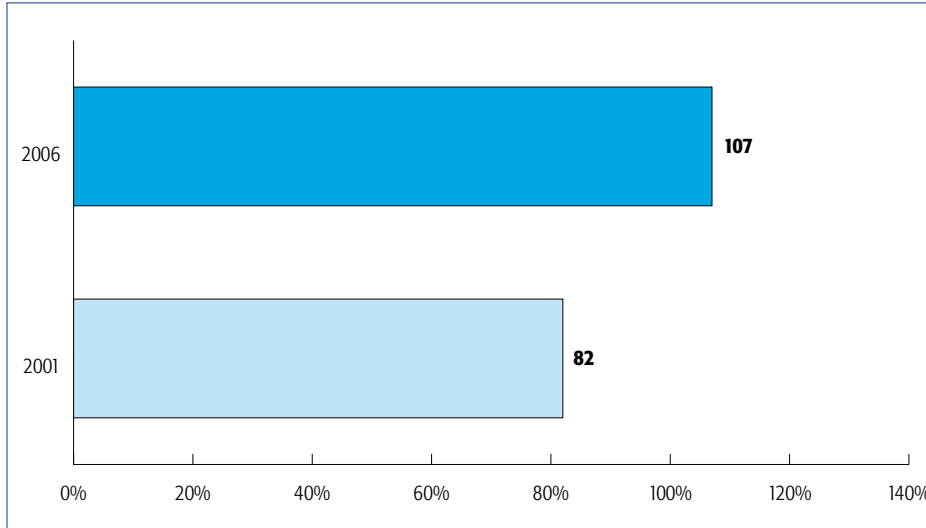
\* Public current expenditure on primary education as % of GNP corresponds to 2005.

# TUVALU

Total Population: 10,000 (2006)

**EFA Goal 1** Expanding and improving comprehensive early childhood care and education, especially for the most vulnerable and disadvantaged children.

## GER in Pre Primary Education (%)



Age group (2006):  
**3-5 years old**

Percentage of private provision (2006)  
**= No Data**

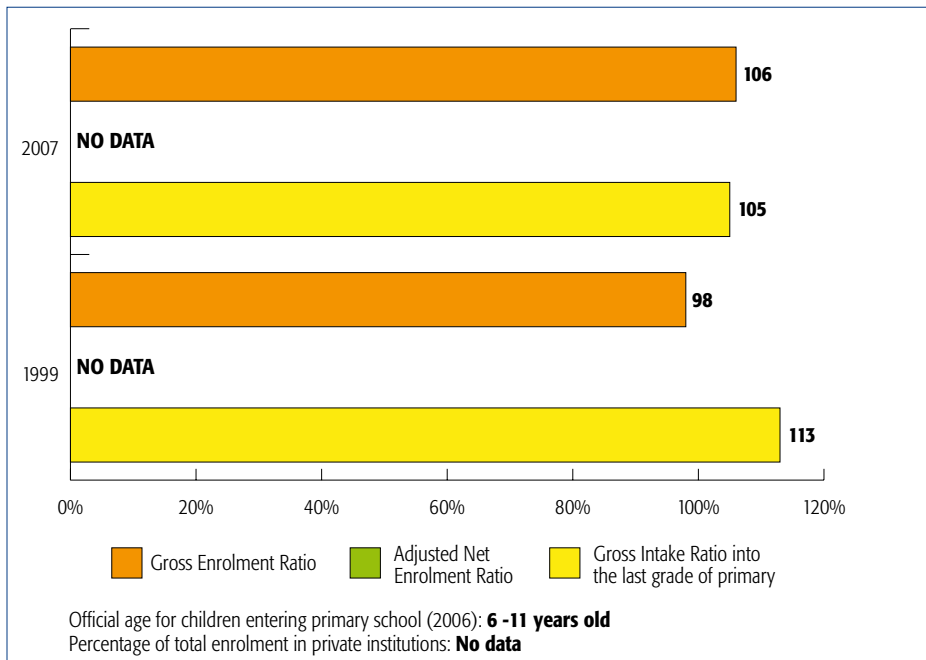
School life expectancy in Pre-primary (2006)  
**= 3.2 years**

% of children under 5 years of age who are underweight (moderate or severe) **= No Data**

**EFA Goal 2** Ensuring that by 2015 all children, particularly girls, children in difficult circumstances and those belonging to ethnic minorities, have access to, and complete, free and compulsory primary education of good quality.

**MDG Goal 2** Achieve UPE - **Target 3** Ensure that, by 2015, children everywhere, boys and girls alike, will be able to complete a full course of primary schooling.

## Primary Education – Access and Participation



**GER > 95%**

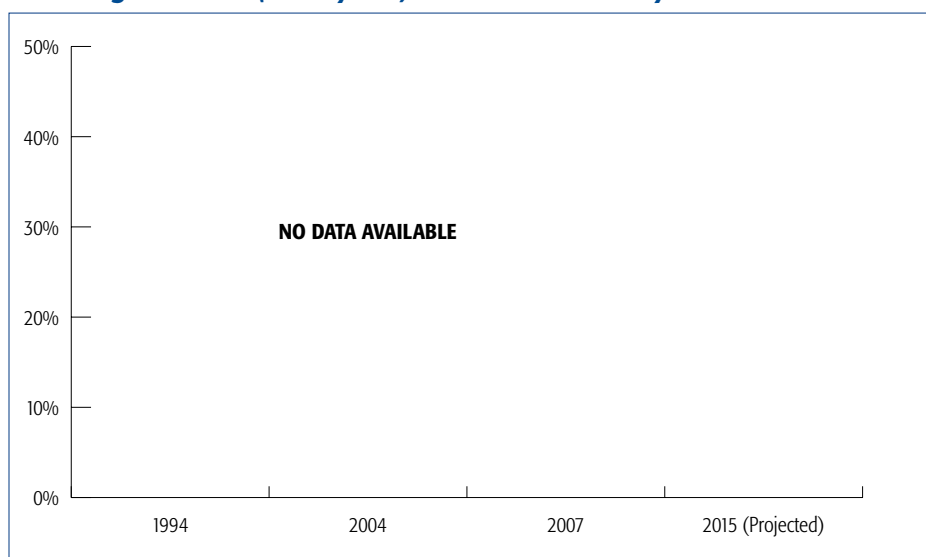
No data available for Adjusted Net Enrolment Ratio.

Number of out of school children (2006) = **No Data**

Official age for children entering primary school (2006): **6 -11 years old**  
Percentage of total enrolment in private institutions: **No data**

**EFA Goal 4** Achieving a 50 per cent improvement in levels of adult literacy by 2015, especially for women, and equitable access to basic and continuing education for all adults.

**Percentage of adults (15-64 years) without basic literacy skills**

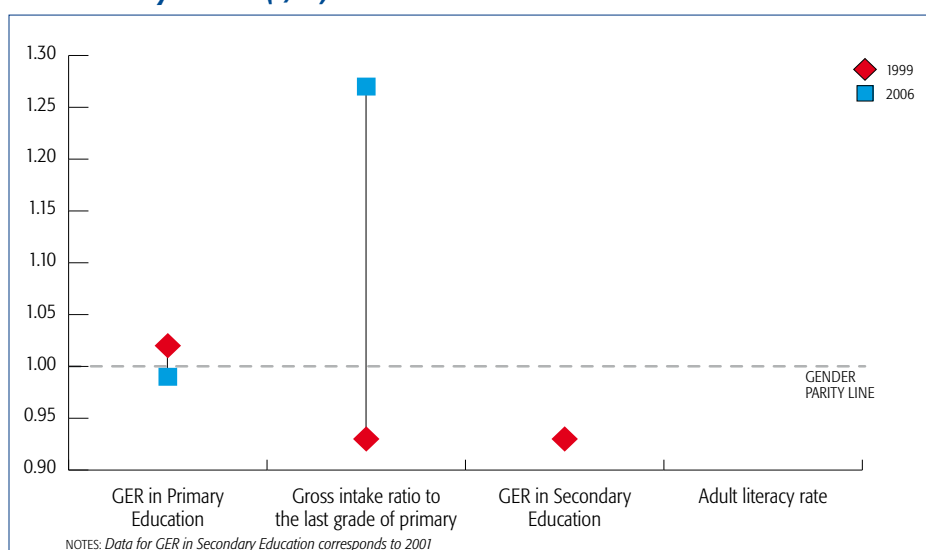


No data available to evaluate country's prospects to achieve this EFA GOAL

**EFA Goal 5** Eliminating gender disparities in primary and secondary education by 2005, and achieving gender equality in education by 2015, with a focus on ensuring girls' full and equal access to and achievement in basic education of good quality.

**MDG Goal 3** Promote gender equality and empower women - **Target 1** Eliminate gender disparity in primary and secondary education, preferably by 2005, and in all levels of education no later than 2015.

**Gender Parity Indices (F/M) for Selected Indicators**



Gender **parity** has been achieved in accessing primary education

Gender **disparity** is to the disadvantage of **girls** in Gross Intake Ratio to the last grade of primary education.

Gender **disparity** was to disadvantage of **girls** in accessing secondary education back in 1999

No data available for those adults recorded as being literate.

**EFA Goal 6** Improving all aspects of the quality of education and ensuring excellence of all so that recognised and measurable learning outcomes are achieved by all, especially in literacy, numeracy and essential life skills.

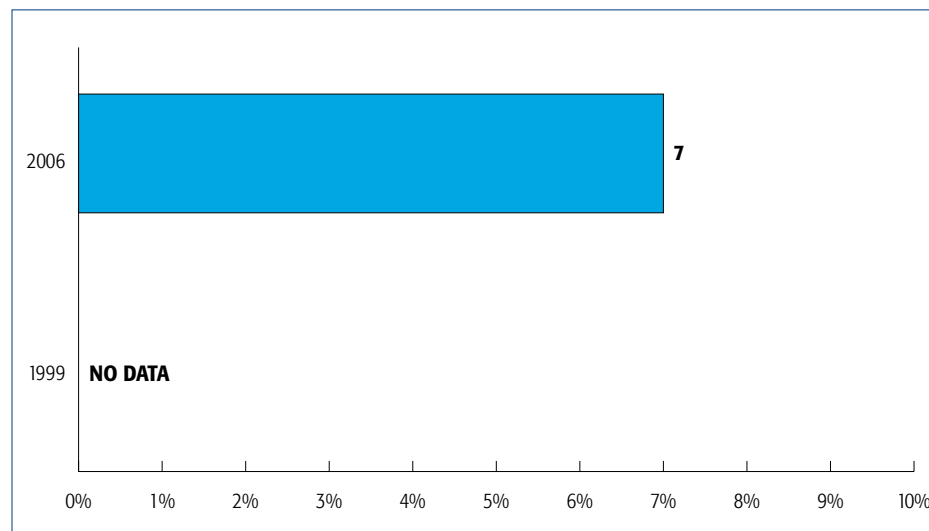
Proxy Indicators of the Quality of Formal Schooling	1999	2007
Percentage of young people (15-24 years) with basic literacy skills	-	-
School Life Expectancy (expected number of years of formal schooling from primary to tertiary education)	-	-
Pupil/Teacher Ratio in Primary Education	18.9	-
Trained Primary- School teachers as % of total	-	-
Public current expenditure on primary education as % of GNP	-	-

# VANUATU

Total Population: 221,000 (2006) of which 39.8% are under 15 years old (2005)

**EFA Goal 1** Expanding and improving comprehensive early childhood care and education, especially for the most vulnerable and disadvantaged children.

## GER in Pre Primary Education (%)



Age group (2007):  
**3-5 years old**

Percentage of private provision (2006)  
**= No Data**

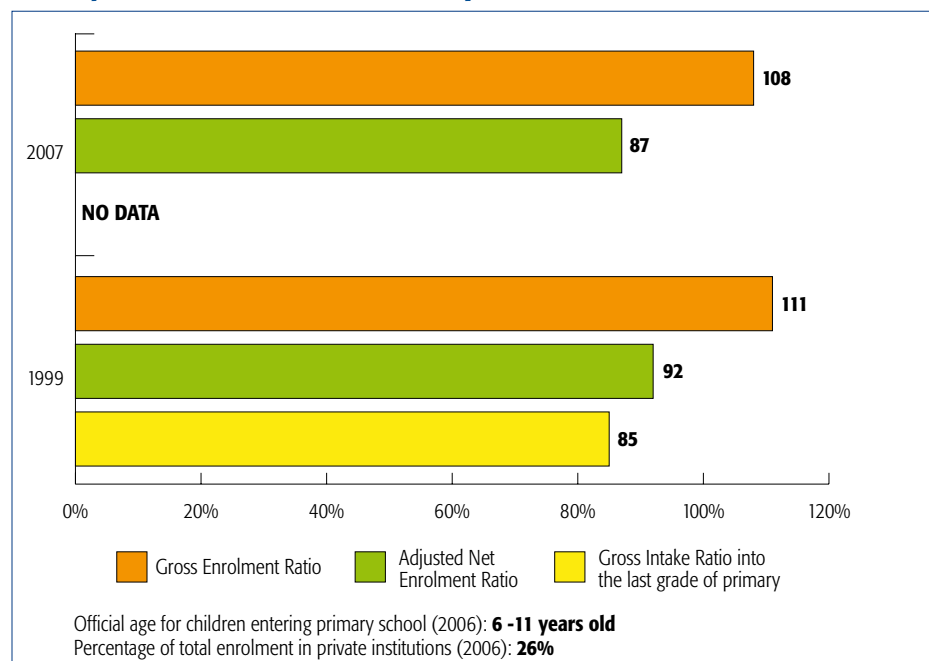
School life expectancy in Pre-primary (2006)  
**= No Data**

% of children under 5 years of age who are underweight (moderate or severe) **= No Data**

**EFA Goal 2** Ensuring that by 2015 all children, particularly girls, children in difficult circumstances and those belonging to ethnic minorities, have access to, and complete, free and compulsory primary education of good quality.

**MDG Goal 2** Achieve UPE - **Target 3** Ensure that, by 2015, children everywhere, boys and girls alike, will be able to complete a full course of primary schooling.

## Primary Education – Access and Participation



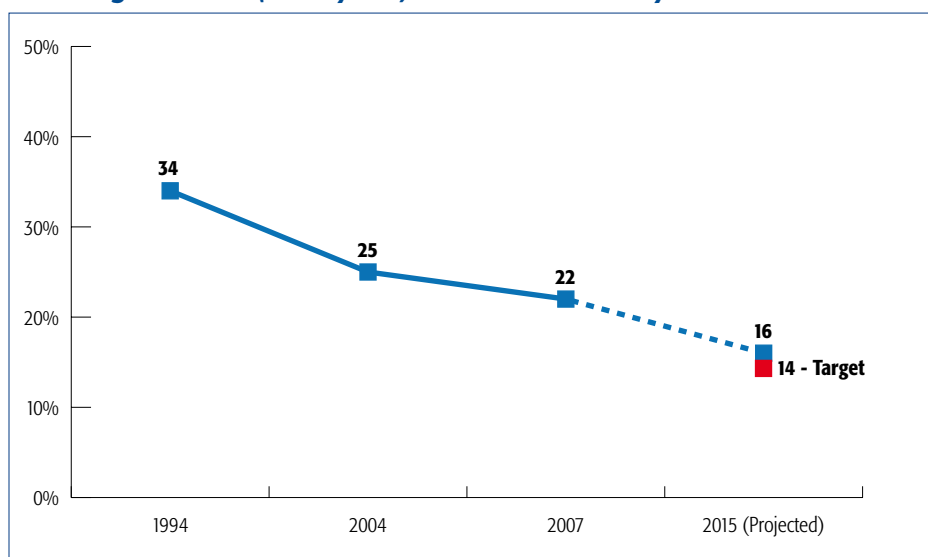
**GER > 95%**

**Almost 90%** of children of official primary school age are enrolled.

Number of out of school children (2006) = **3,900**

**EFA Goal 4** Achieving a 50 per cent improvement in levels of adult literacy by 2015, especially for women, and equitable access to basic and continuing education for all adults.

**Percentage of adults (15-64 years) without basic literacy skills**

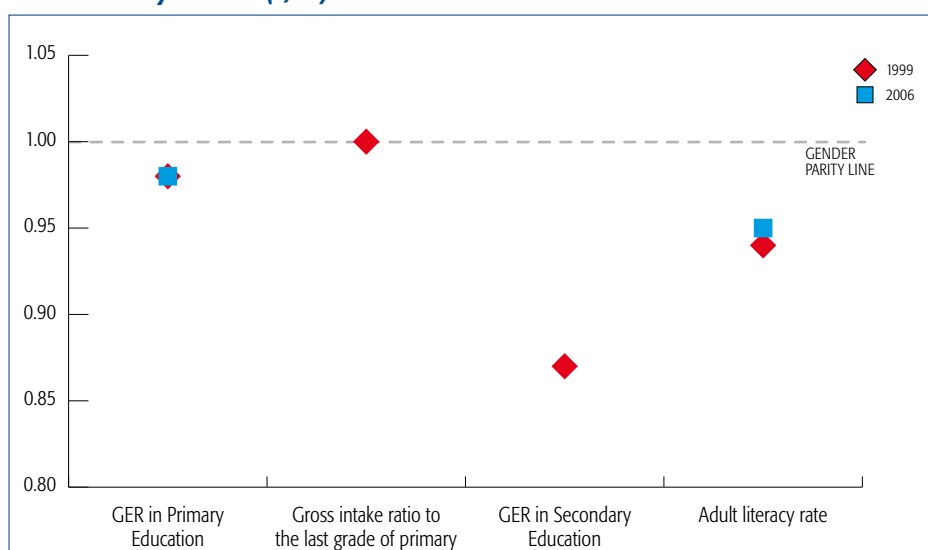


According to current projections, the projected percentage of adults without basic literacy skills by 2015 is two percentage points **higher** than the estimated EFA target rate.

**EFA Goal 5** Eliminating gender disparities in primary and secondary education by 2005, and achieving gender equality in education by 2015, with a focus on ensuring girls' full and equal access to and achievement in basic education of good quality.

**MDG Goal 3** Promote gender equality and empower women - **Target 1** Eliminate gender disparity in primary and secondary education, preferably by 2005, and in all levels of education no later than 2015.

**Gender Parity Indices (F/M) for Selected Indicators**



Gender **parity** has been achieved in accessing primary education.

Gender **parity** was achieved in Gross Intake Ratio to the last grade of primary education, back in 1999.

Gender **disparity** was to the disadvantage of **girls** in accessing secondary education back in 1999.

Gender **disparities** for those adults recorded as being literate are to the disadvantage of **women**.

**EFA Goal 6** Improving all aspects of the quality of education and ensuring excellence of all so that recognised and measurable learning outcomes are achieved by all, especially in literacy, numeracy and essential life skills.

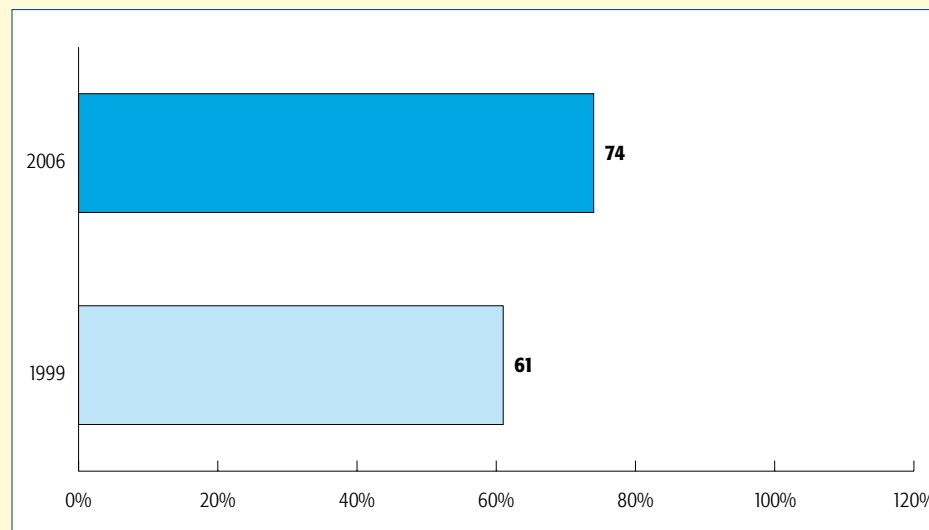
Proxy Indicators of the Quality of Formal Schooling	1999	2005
Percentage of young people (15-24 years) with basic literacy skills	89.4	91.7
School Life Expectancy (expected number of years of formal schooling from primary to tertiary education)	9.2	-
Pupil/Teacher Ratio in Primary Education	24.2	-
Trained Primary- School teachers as % of total	-	-
Public current expenditure on primary education as % of GNP	2.2	-

# Commonwealth Pacific Overview (10 countries)

Total Population: 2,249.86 million (2006) of which 31.6% are under 15 years old (2005)

**EFA Goal 1** Expanding and improving comprehensive early childhood care and education, especially for the most vulnerable and disadvantaged children.

## GER in Pre Primary Education (%)

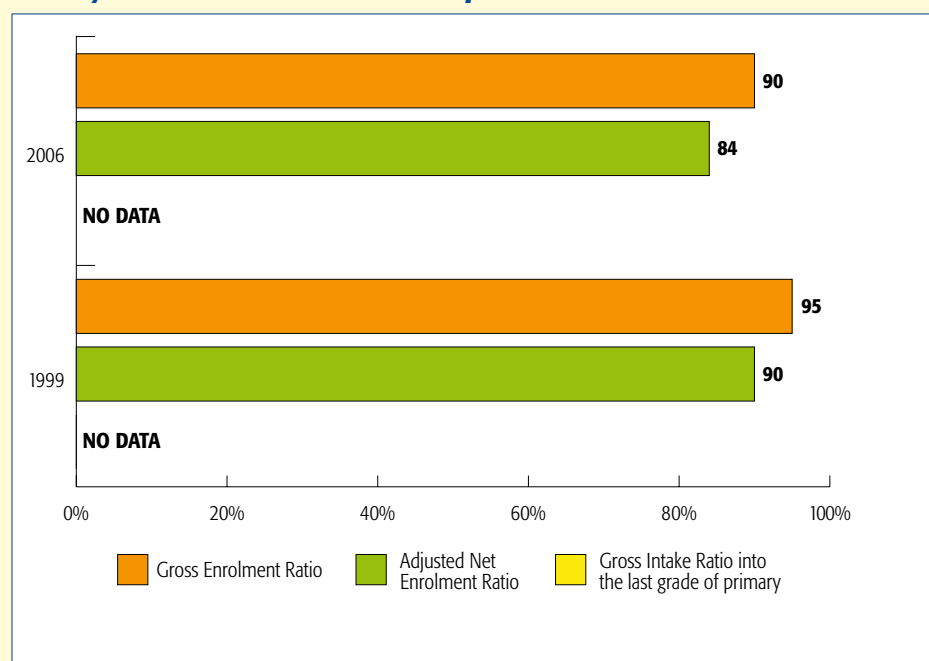


School life expectancy in Pre-primary (2006) = **0.9 years**

**EFA Goal 2** Ensuring that by 2015 all children, particularly girls, children in difficult circumstances and those belonging to ethnic minorities, have access to, and complete, free and compulsory primary education of good quality.

**MDG Goal 2** Achieve UPE - **Target 3** Ensure that, by 2015, children everywhere, boys and girls alike, will be able to complete a full course of primary schooling.

## Primary Education – Access and Participation



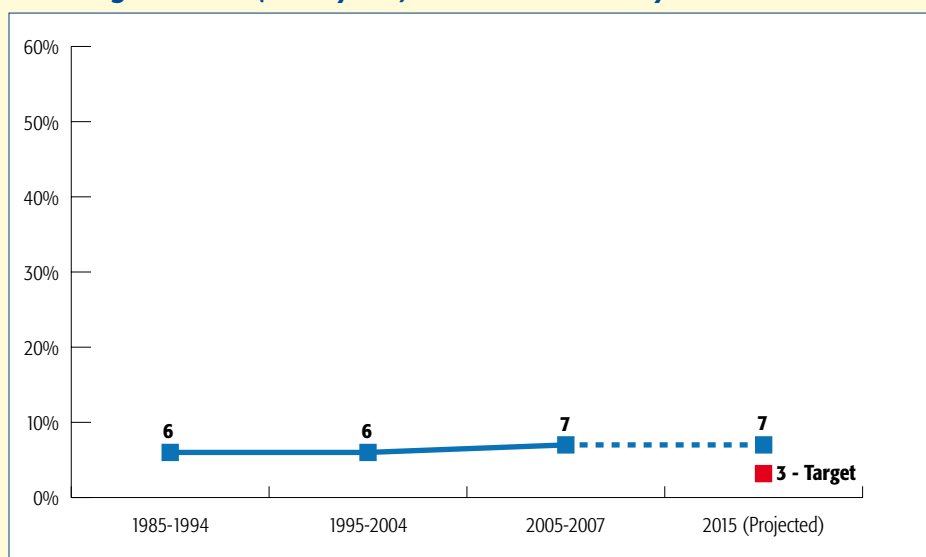
**GER > 95%**

**Eighty four** percent of children of official primary school age are enrolled.

Number of out of school children (2006) = **538,000**

**EFA Goal 4** Achieving a 50 per cent improvement in levels of adult literacy by 2015, especially for women, and equitable access to basic and continuing education for all adults.

**Percentage of adults (15-64 years) without basic literacy skills**

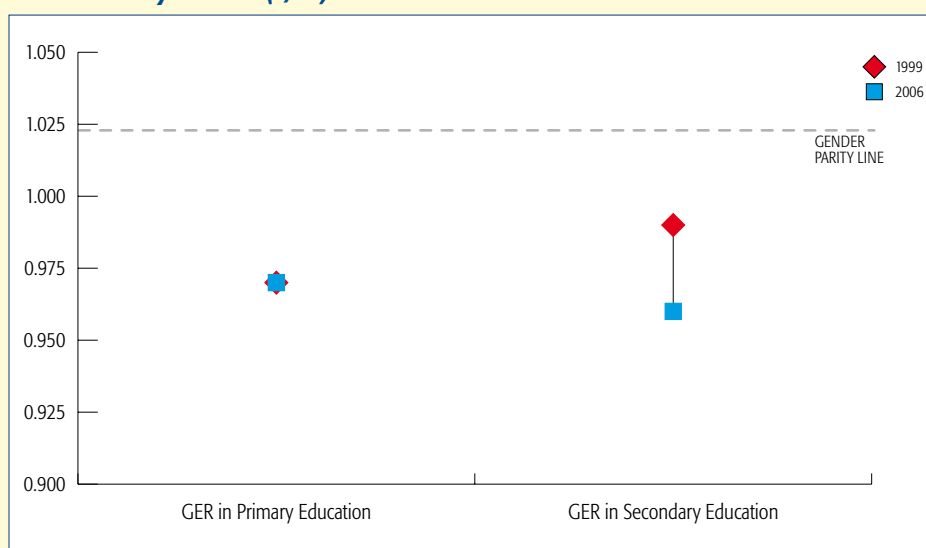


According to current projections, the projected percentage of adults without basic literacy skills by 2015 is four percentage points **higher** than the estimated EFA target rate.

**EFA Goal 5** Eliminating gender disparities in primary and secondary education by 2005, and achieving gender equality in education by 2015, with a focus on ensuring girls' full and equal access to and achievement in basic education of good quality.

**MDG Goal 3** Promote gender equality and empower women - **Target 1** Eliminate gender disparity in primary and secondary education, preferably by 2005, and in all levels of education no later than 2015.

**Gender Parity Indices (F/M) for Selected Indicators**




Gender **parity** has been achieved in accessing secondary education.

Gender **disparity** is to the disadvantage of **girls** in accessing secondary education.

**EFA Goal 6** Improving all aspects of the quality of education and ensuring excellence of all so that recognised and measurable learning outcomes are achieved by all, especially in literacy, numeracy and essential life skills.

No regional averages available.





This report, commissioned by the Commonwealth Secretariat for the 17th Conference of Commonwealth Education Ministers meeting in Kuala Lumpur, Malaysia in 2009, explores progress towards achieving good quality basic education for all.

Section A describes briefly the composition and the diversity of the Commonwealth before providing two short overviews on trends and significant advances in basic education across all of the countries of the Commonwealth and regional trends and patterns for Commonwealth Asia, Commonwealth Sub-Saharan Africa, the Commonwealth Caribbean and the Commonwealth Pacific.

Section B presents data for each Commonwealth country in graphical and diagrammatic form, contrasting wherever possible, the state of basic education in 1999 with the latest available statistics. Particular attention is paid to pre-primary education, Universal Primary Education (UPE), progress towards higher levels of adult literacy, gender parity and equality and some proxy indicators of better quality in basic education.

ISBN 978-1-84929-012-8



9 781849 290128