

ASIAN COUNTRIES

Bangladesh

Brunei Darussalam

India

Malaysia

Maldives

Pakistan

Singapore

Sri Lanka

Commonwealth Asia Overview

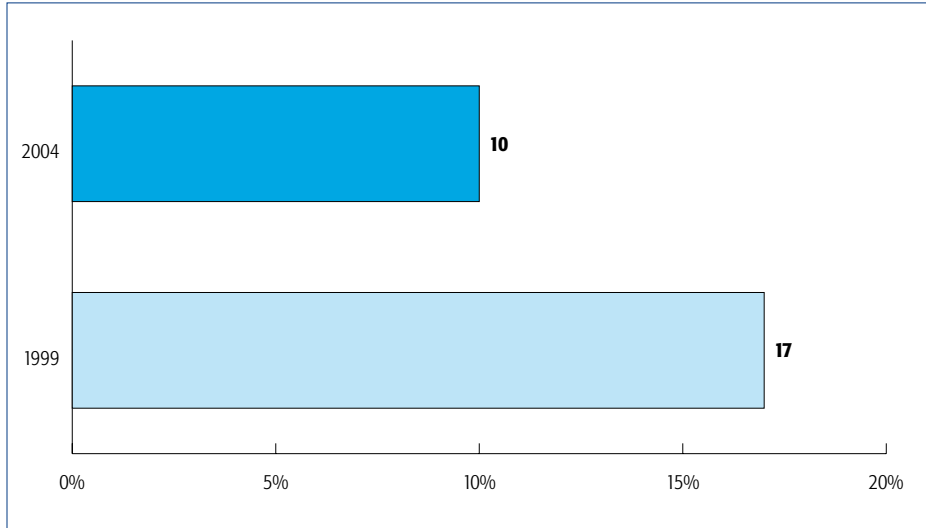


BANGLADESH

Total Population: 155.99 million (2006) of which 35.2% are under 15 years old (2005)

EFA Goal 1 Expanding and improving comprehensive early childhood care and education, especially for the most vulnerable and disadvantaged children.

GER in Pre Primary Education (%)



Age group (2007):
3-5 years old

Percentage of private provision (2004) = **52%**

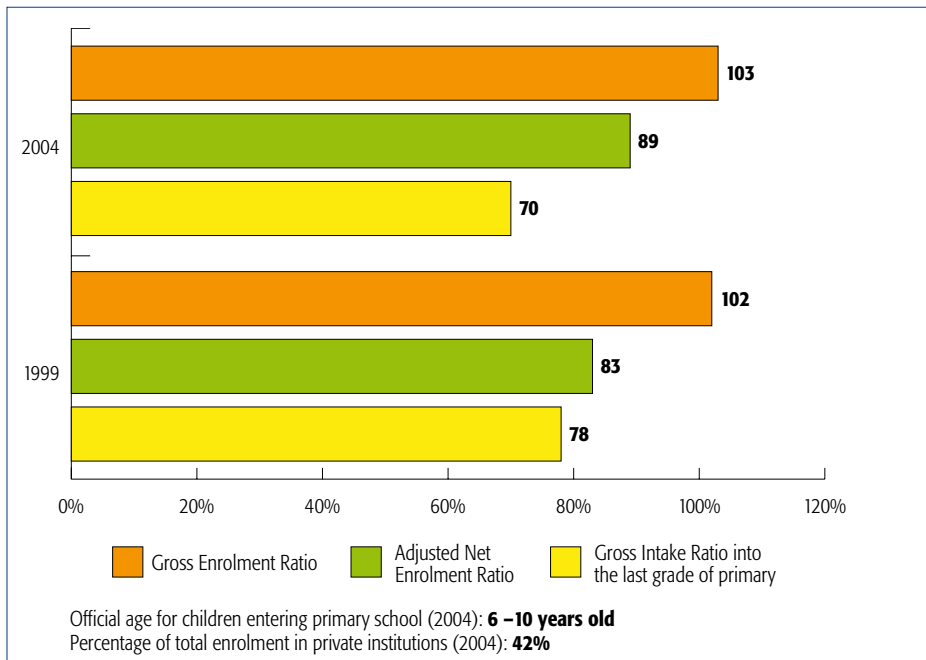
School life expectancy in Pre-primary (2004) = **No Data**

% of children under 5 years of age who are underweight (moderate or severe) = **48%**

EFA Goal 2 Ensuring that by 2015 all children, particularly girls, children in difficult circumstances and those belonging to ethnic minorities, have access to, and complete, free and compulsory primary education of good quality.

MDG Goal 2 Achieve UPE - **Target 3** Ensure that, by 2015, children everywhere, boys and girls alike, will be able to complete a full course of primary schooling.

Primary Education – Access and Participation



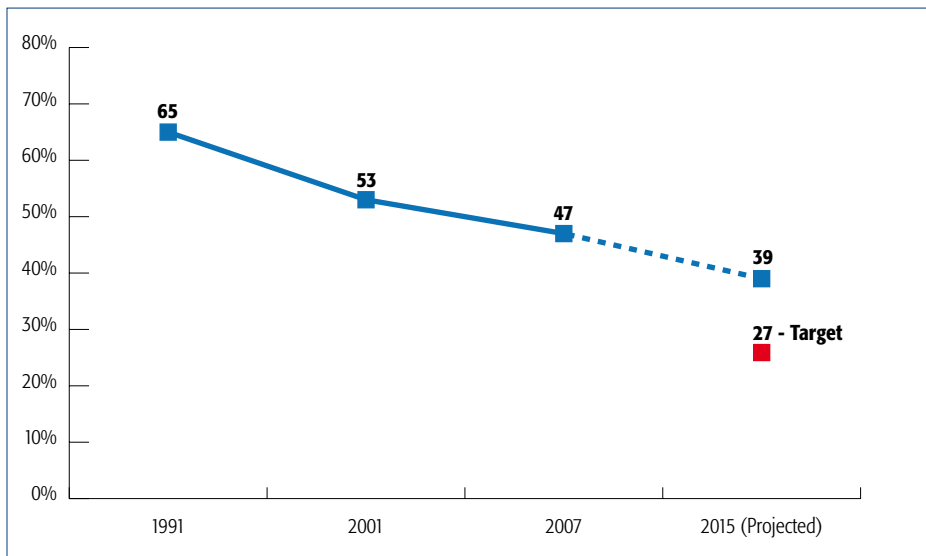
GER > 95%

Almost 90% of children of official primary school age are enrolled

Number of out of school children (2004) = **1,371,000**

EFA Goal 4 Achieving a 50 per cent improvement in levels of adult literacy by 2015, especially for women, and equitable access to basic and continuing education for all adults.

Percentage of adults (15-64 years) without basic literacy skills

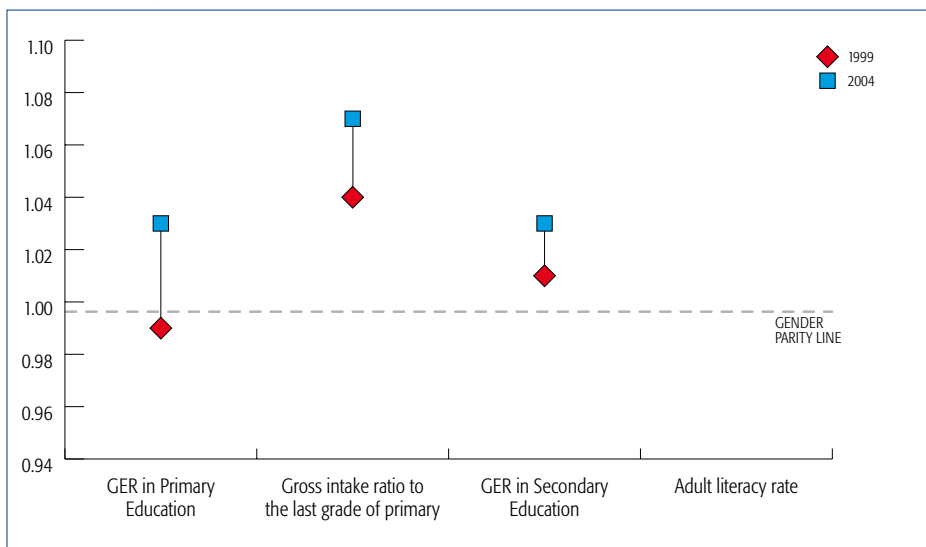


According to current projections, the projected percentage of adults without basic literacy skills by 2015 is twelve percentage points **higher** than the estimated EFA target rate.

EFA Goal 5 Eliminating gender disparities in primary and secondary education by 2005, and achieving gender equality in education by 2015, with a focus on ensuring girls' full and equal access to and achievement in basic education of good quality.

MDG Goal 3 Promote gender equality and empower women - **Target 1** Eliminate gender disparity in primary and secondary education, preferably by 2005, and in all levels of education no later than 2015.

Gender Parity Indices (F/M) for Selected Indicators



Gender **disparity** is to the disadvantage of **boys** in accessing secondary education.

Gender **disparity** is to the disadvantage of **boys** in Gross Intake Ratio to the last grade of primary education.

Gender **disparity** is to the disadvantage of **boys** in accessing secondary education.

No data available for adults recorded as being literate

EFA Goal 6 Improving all aspects of the quality of education and ensuring excellence of all so that recognised and measurable learning outcomes are achieved by all, especially in literacy, numeracy and essential life skills.

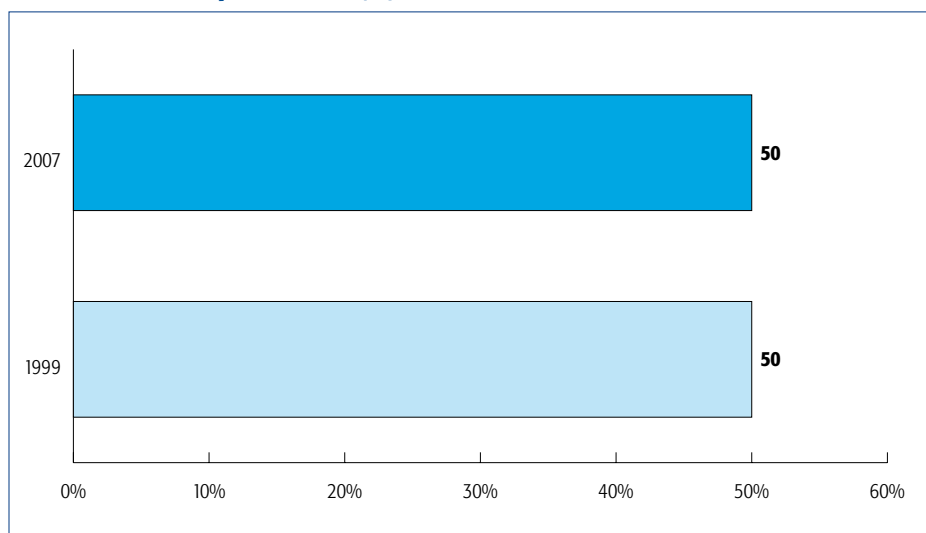
Proxy Indicators of the Quality of Formal Schooling	1999	2007
Percentage of young people (15-24 years) with basic literacy skills	63.6	72.1
School Life Expectancy (expected number of years of formal schooling from primary to tertiary education)	8.5	-
Pupil/Teacher Ratio in Primary Education	56.4	-
Trained Primary- School teachers as % of total	63.8	-
Public current expenditure on primary education as % of GNP	0.6	0.9

BRUNEI DARUSSALAM

Total Population: 0.38 million (2006) of which 29.6% are under 15 years old (2005)

EFA Goal 1 Expanding and improving comprehensive early childhood care and education, especially for the most vulnerable and disadvantaged children.

GER in Pre Primary Education (%)



Age group (2006):
3-5 years old

Percentage of private provision (2007) = **66%**

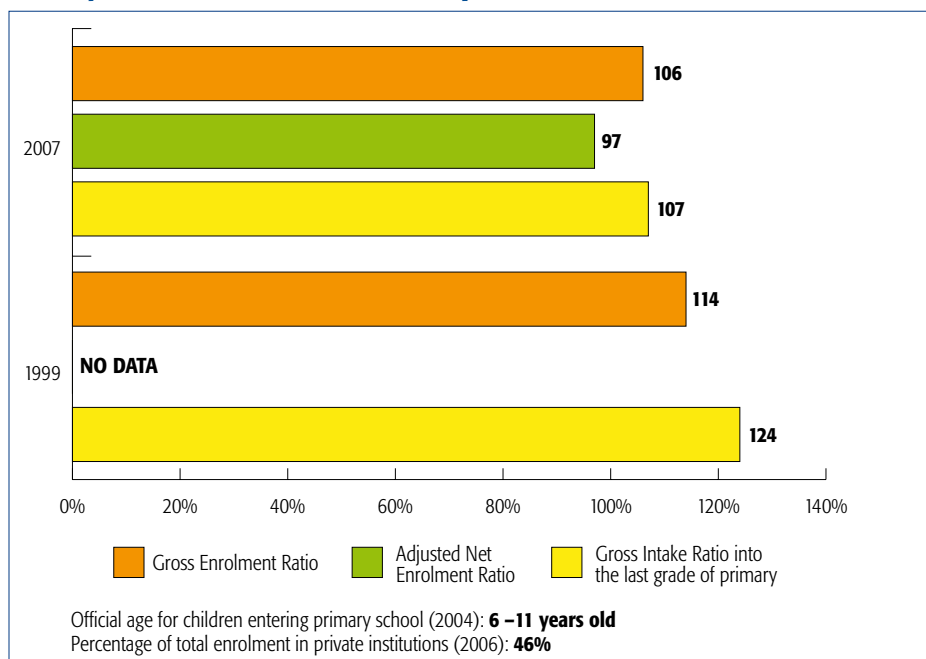
School life expectancy in Pre-primary (2007) = **1.5 years**

% of children under 5 years of age who are underweight (moderate or severe) **No Data**

EFA Goal 2 Ensuring that by 2015 all children, particularly girls, children in difficult circumstances and those belonging to ethnic minorities, have access to, and complete, free and compulsory primary education of good quality.

MDG Goal 2 Achieve UPE - **Target 3** Ensure that, by 2015, children everywhere, boys and girls alike, will be able to complete a full course of primary schooling.

Primary Education – Access and Participation



GER > 95%

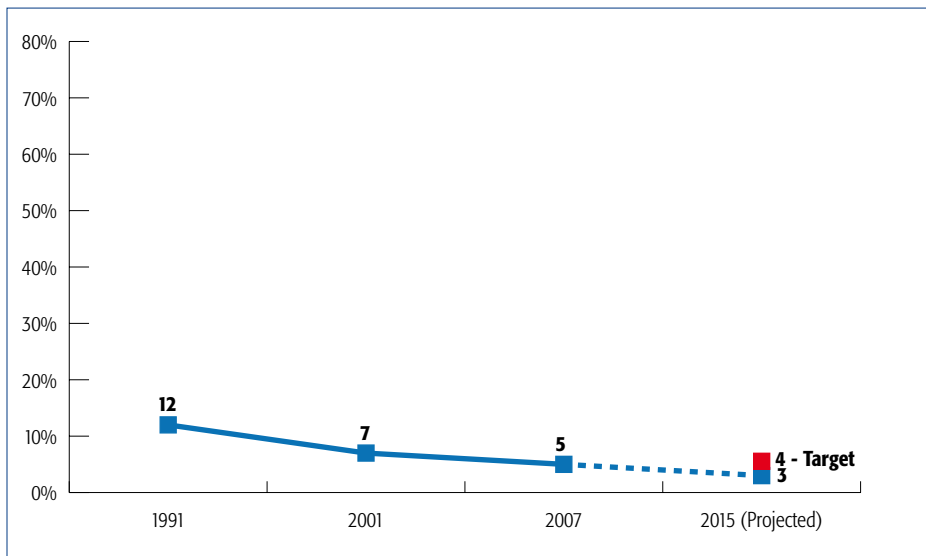
Almost all of children of official primary school age are enrolled

Number of out of school children (2007) = **1,505**

Official age for children entering primary school (2004): **6 – 11 years old**
Percentage of total enrolment in private institutions (2006): **46%**

EFA Goal 4 Achieving a 50 per cent improvement in levels of adult literacy by 2015, especially for women, and equitable access to basic and continuing education for all adults.

Percentage of adults (15-64 years) without basic literacy skills

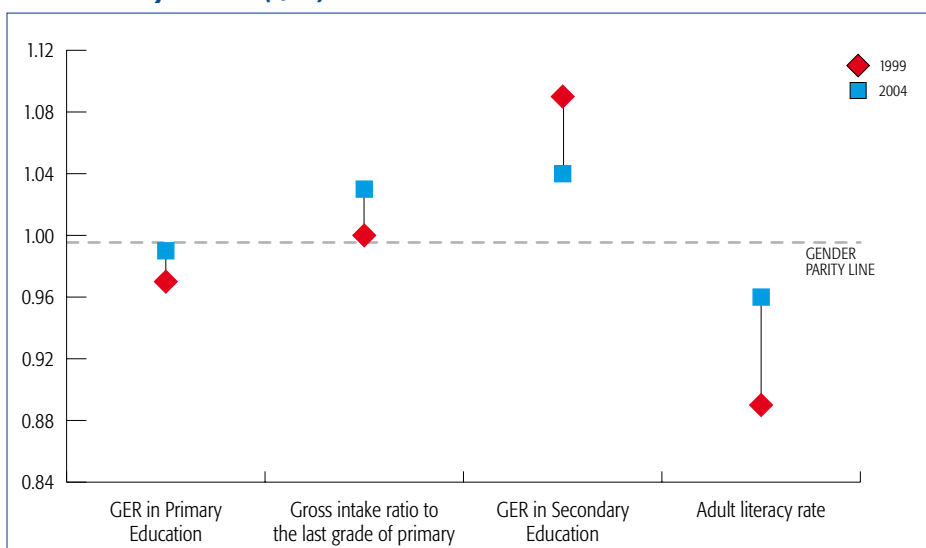


According to current projections, the projected percentage of adults without basic literacy skills by 2015 is one percentage points **lower** than the estimated EFA target rate.

EFA Goal 5 Eliminating gender disparities in primary and secondary education by 2005, and achieving gender equality in education by 2015, with a focus on ensuring girls' full and equal access to and achievement in basic education of good quality.

MDG Goal 3 Promote gender equality and empower women - **Target 1** Eliminate gender disparity in primary and secondary education, preferably by 2005, and in all levels of education no later than 2015.

Gender Parity Indices (F/M) for Selected Indicators



Gender **parity** has been achieved in accessing primary education.

Gender **parity** has been achieved in Gross Intake Ratio to the last grade of primary education.

Gender **parity** has been achieved in accessing secondary education.

Gender **disparities** for those adults recorded as being literate are to the disadvantage of **women**.

EFA Goal 6 Improving all aspects of the quality of education and ensuring excellence of all so that recognised and measurable learning outcomes are achieved by all, especially in literacy, numeracy and essential life skills.

Proxy Indicators of the Quality of Formal Schooling	1999	2007
Percentage of young people (15-24 years) with basic literacy skills	98.9	99.6
School Life Expectancy (expected number of years of formal schooling from primary to tertiary education)	13.5	13.9
Pupil/Teacher Ratio in Primary Education	14.0	12.7
Trained Primary- School teachers as % of total	-	84.6*
Public current expenditure on primary education as % of GNP	-	-

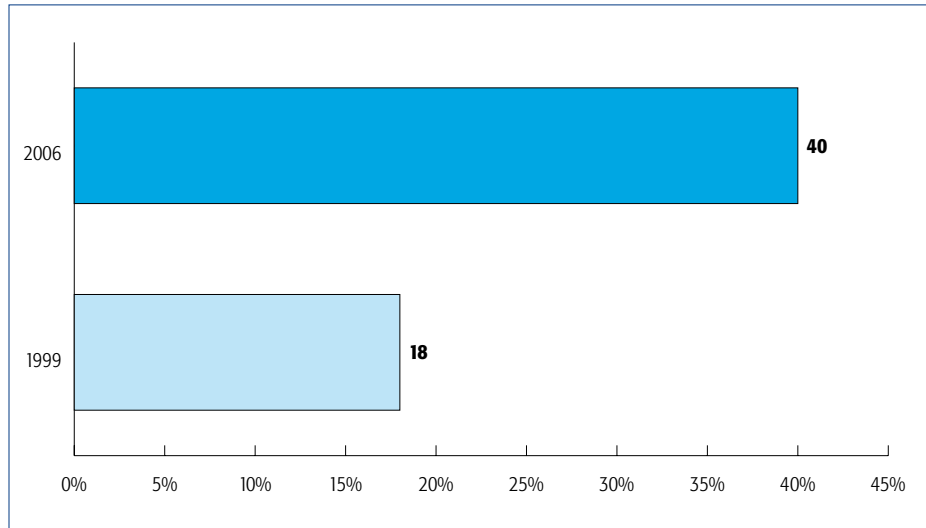
* Trained Primary-School teachers as % of total GNP

INDIA

Total Population: 1,151.75 million (2006) of which 33.0% are under 15 years old (2005)

EFA Goal 1 Expanding and improving comprehensive early childhood care and education, especially for the most vulnerable and disadvantaged children.

GER in Pre Primary Education (%)



Age group (2006):
3-5 years old

Percentage of private provision = **No Data**

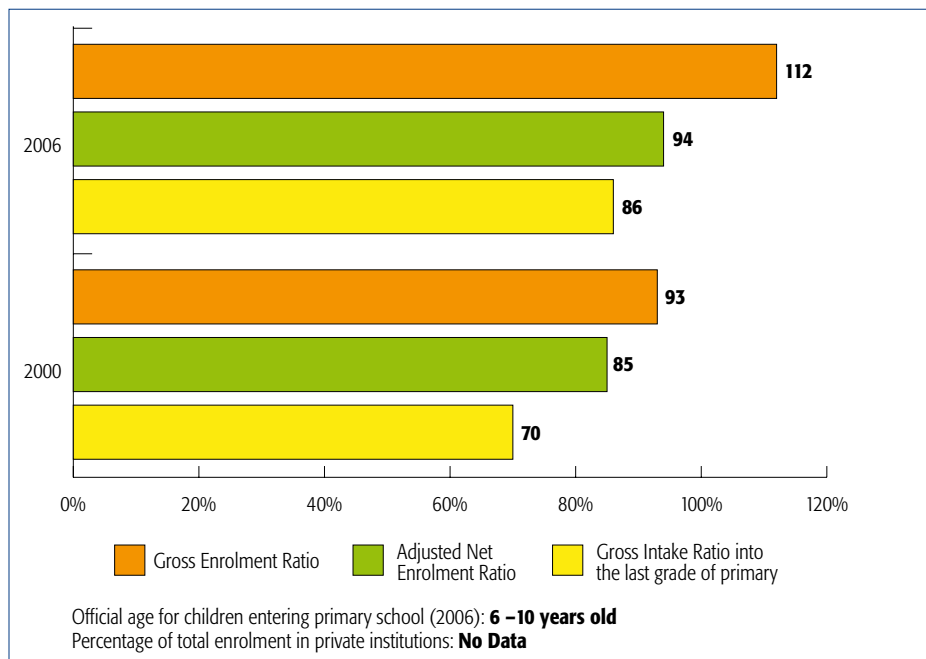
School life expectancy in Pre-primary (2006) = **1.2 years**

% of children under 5 years of age who are underweight (moderate or severe) = **43%**

EFA Goal 2 Ensuring that by 2015 all children, particularly girls, children in difficult circumstances and those belonging to ethnic minorities, have access to, and complete, free and compulsory primary education of good quality.

MDG Goal 2 Achieve UPE - **Target 3** Ensure that, by 2015, children everywhere, boys and girls alike, will be able to complete a full course of primary schooling.

Primary Education – Access and Participation



GER > 95%

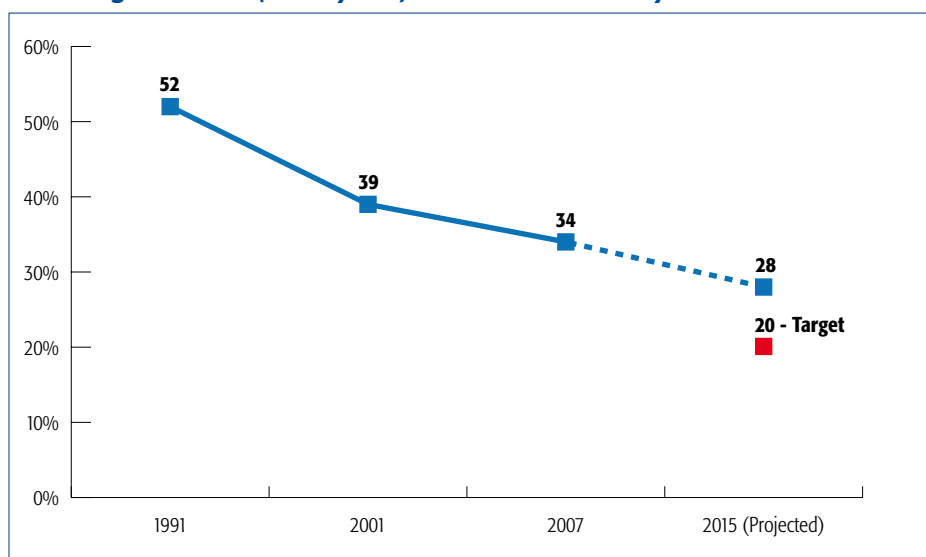
Almost all of children of official primary school age are enrolled

Number of out of school children (2006) = **7,142,000**

Official age for children entering primary school (2006): **6 – 10 years old**
Percentage of total enrolment in private institutions: **No Data**

EFA Goal 4 Achieving a 50 per cent improvement in levels of adult literacy by 2015, especially for women, and equitable access to basic and continuing education for all adults.

Percentage of adults (15-64 years) without basic literacy skills

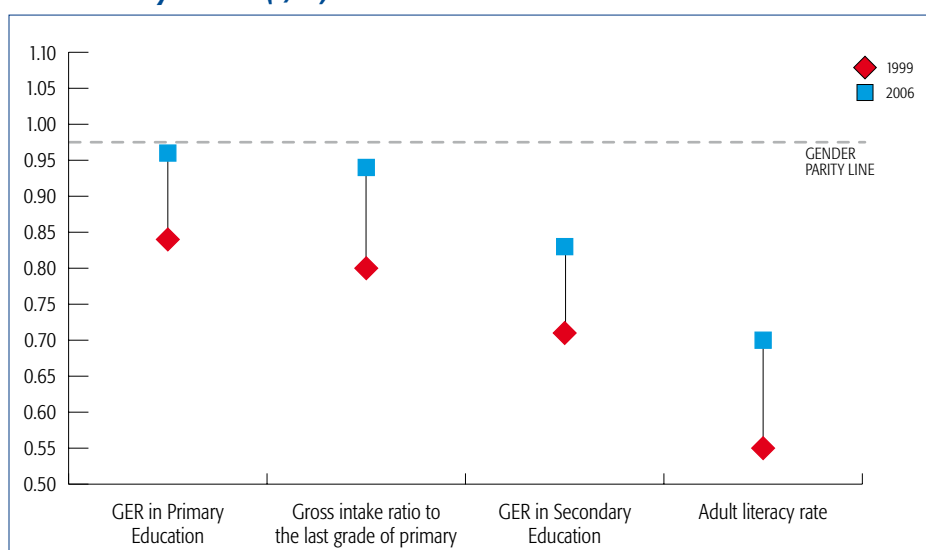


According to current projections, the projected percentage of adults without basic literacy skills by 2015 is eight percentage points **higher** than the estimated EFA target rate.

EFA Goal 5 Eliminating gender disparities in primary and secondary education by 2005, and achieving gender equality in education by 2015, with a focus on ensuring girls' full and equal access to and achievement in basic education of good quality.

MDG Goal 3 Promote gender equality and empower women - **Target 1** Eliminate gender disparity in primary and secondary education, preferably by 2005, and in all levels of education no later than 2015.

Gender Parity Indices (F/M) for Selected Indicators



Gender **parity** has been achieved in accessing primary education

Gender **disparity** is to the disadvantage of **girls** in Gross Intake Ratio to the last grade of primary education.

Gender **disparity** is to the disadvantage of **girls** in accessing secondary education.

Gender **disparities** for those adults recorded as being literate are to the disadvantage of **women**.

EFA Goal 6 Improving all aspects of the quality of education and ensuring excellence of all so that recognised and measurable learning outcomes are achieved by all, especially in literacy, numeracy and essential life skills.

Proxy Indicators of the Quality of Formal Schooling	1999	2006
Percentage of young people (15-24 years) with basic literacy skills	76.4	82.1
School Life Expectancy (expected number of years of formal schooling from primary to tertiary education)	-	10.0
Pupil/Teacher Ratio in Primary Education	35.4	-
Trained Primary- School teachers as % of total	-	-
Public current expenditure on primary education as % of GNP*	1.3	1.2

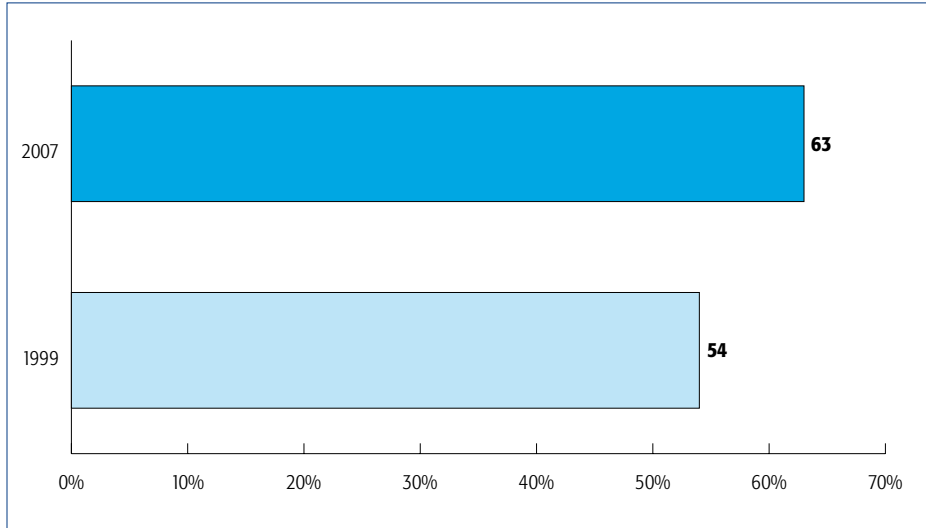
* Public current expenditure on primary education as % of GNP is for 2005.

MALAYSIA

Total Population: 26.11 million (2006) of which 31.4% are under 15 years old (2005)

EFA Goal 1 Expanding and improving comprehensive early childhood care and education, especially for the most vulnerable and disadvantaged children.

GER in Pre Primary Education (%)



Age group (2007):
4-5 years old

Percentage of private provision = **43%**

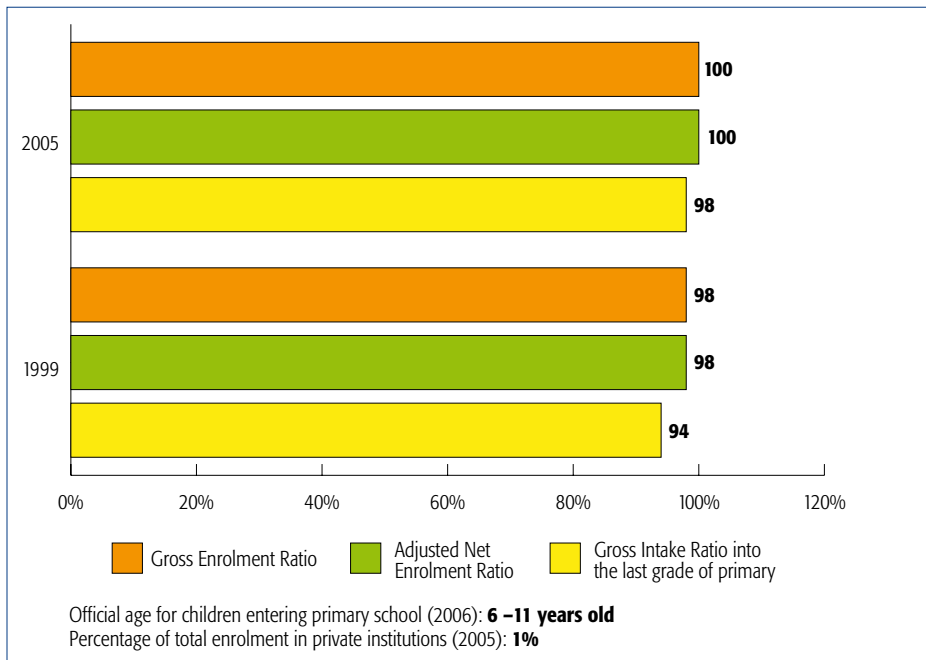
School life expectancy in Pre-primary (2007) = **1.3 years**

% of children under 5 years of age who are underweight (moderate or severe) = **8%**

EFA Goal 2 Ensuring that by 2015 all children, particularly girls, children in difficult circumstances and those belonging to ethnic minorities, have access to, and complete, free and compulsory primary education of good quality.

MDG Goal 2 Achieve UPE - **Target 3** Ensure that, by 2015, children everywhere, boys and girls alike, will be able to complete a full course of primary schooling.

Primary Education – Access and Participation

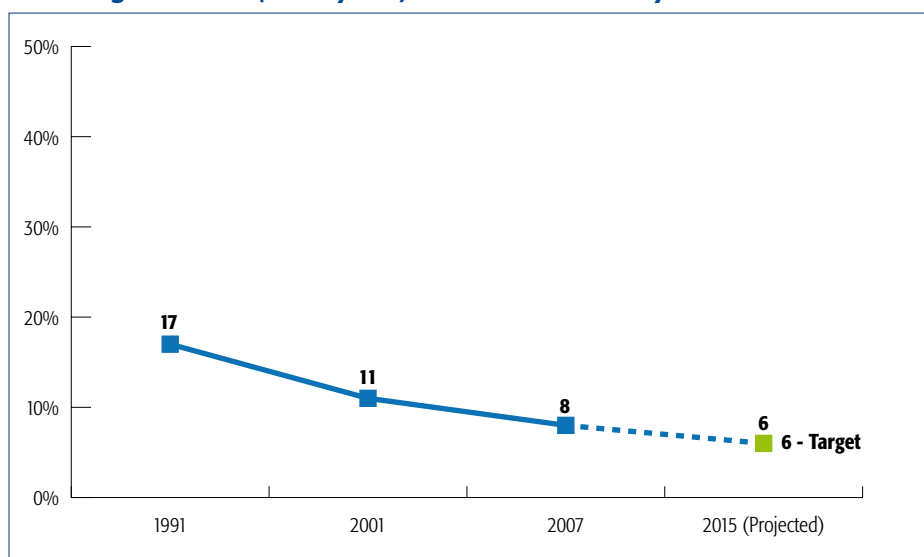


GER > 95%

All children of official primary school age are enrolled

EFA Goal 4 Achieving a 50 per cent improvement in levels of adult literacy by 2015, especially for women, and equitable access to basic and continuing education for all adults.

Percentage of adults (15-64 years) without basic literacy skills



GER > 95%

Almost 80% of children of official primary school age are enrolled

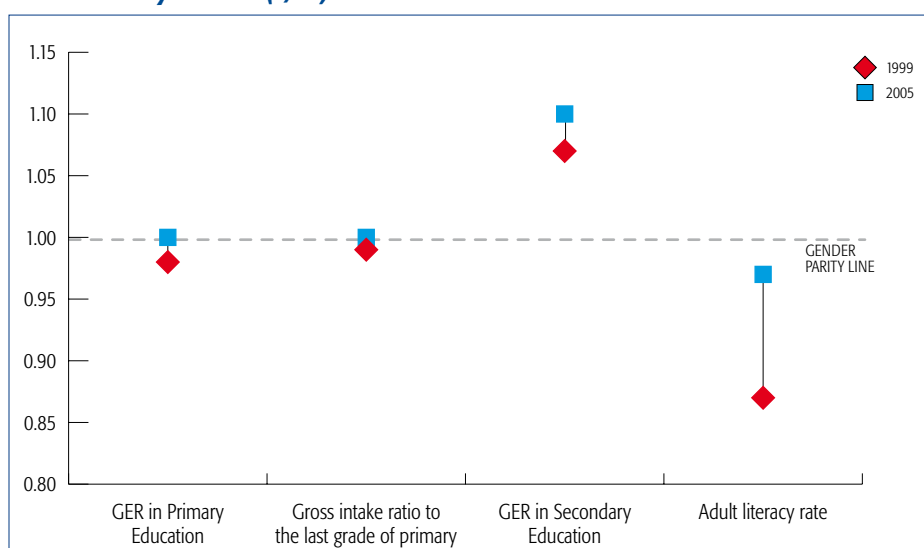
Number of out of school children (2006)
= 14,300,000

The GIR figure means that the number of new children enrolled in the last grade of primary school – regardless of age – is equal to the **75%** of the population of the theoretical entrance age to that grade.

EFA Goal 5 Eliminating gender disparities in primary and secondary education by 2005, and achieving gender equality in education by 2015, with a focus on ensuring girls' full and equal access to and achievement in basic education of good quality.

MDG Goal 3 Promote gender equality and empower women - **Target 1** Eliminate gender disparity in primary and secondary education, preferably by 2005, and in all levels of education no later than 2015.

Gender Parity Indices (F/M) for Selected Indicators



Gender **parity** has been achieved in accessing primary education

Gender **parity** has been achieved in Gross Intake Ratio to the last grade of primary education.

Gender **disparity** is to the disadvantage of **boys** in accessing secondary education.

Gender **parity** has been achieved for those adults recorded as being literate.

EFA Goal 6 Improving all aspects of the quality of education and ensuring excellence of all so that recognised and measurable learning outcomes are achieved by all, especially in literacy, numeracy and essential life skills.

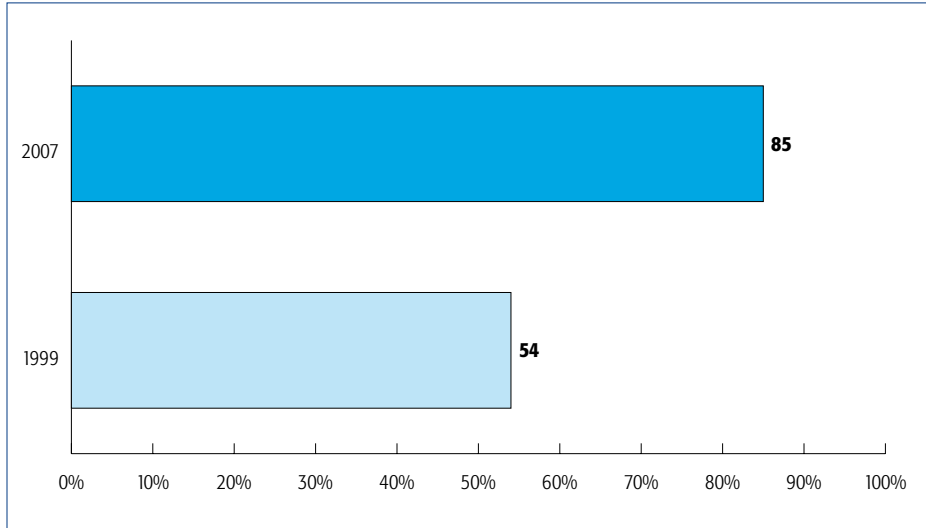
Proxy Indicators of the Quality of Formal Schooling	1999	2008
Percentage of young people (15-24 years) with basic literacy skills	97.2	98.3
School Life Expectancy (expected number of years of formal schooling from primary to tertiary education)	11.8	12.7
Pupil/Teacher Ratio in Primary Education	21.3	16.9
Trained Primary- School teachers as % of total	-	-
Public current expenditure on primary education as % of GNP	-	1.2

MALDIVES

Total Population: 0.30 million (2006) of which 34.0% are under 15 years old (2005)

EFA Goal 1 Expanding and improving comprehensive early childhood care and education, especially for the most vulnerable and disadvantaged children.

GER in Pre Primary Education (%)



Age group (2007):
3-5 years old

Percentage of private provision = **90%**

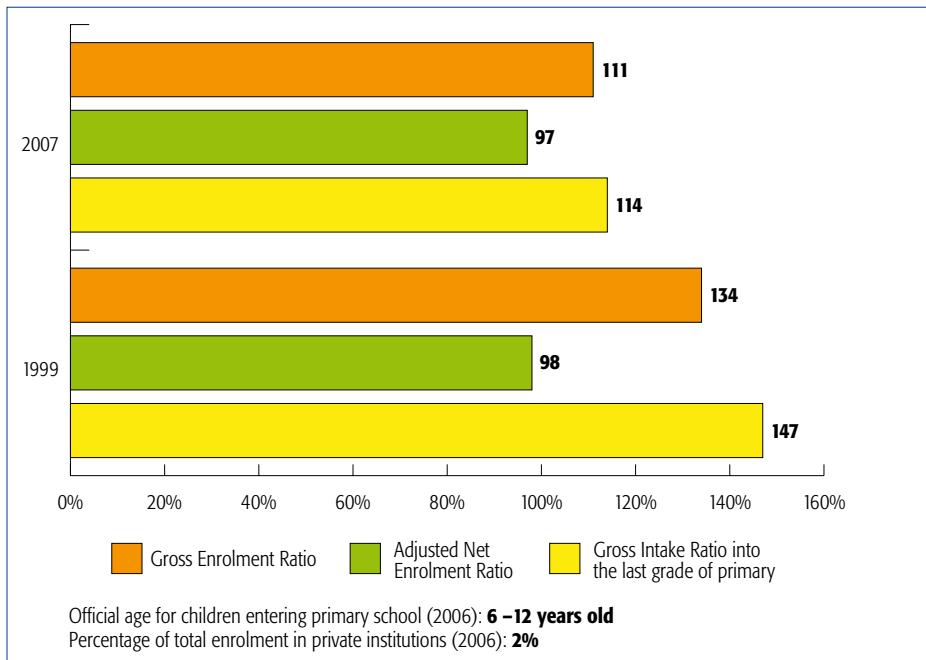
School life expectancy in Pre-primary = **2 years**

% of children under 5 years of age who are underweight (moderate or severe) = **30%**

EFA Goal 2 Ensuring that by 2015 all children, particularly girls, children in difficult circumstances and those belonging to ethnic minorities, have access to, and complete, free and compulsory primary education of good quality.

MDG Goal 2 Achieve UPE - **Target 3** Ensure that, by 2015, children everywhere, boys and girls alike, will be able to complete a full course of primary schooling.

Primary Education – Access and Participation



GER > 95%

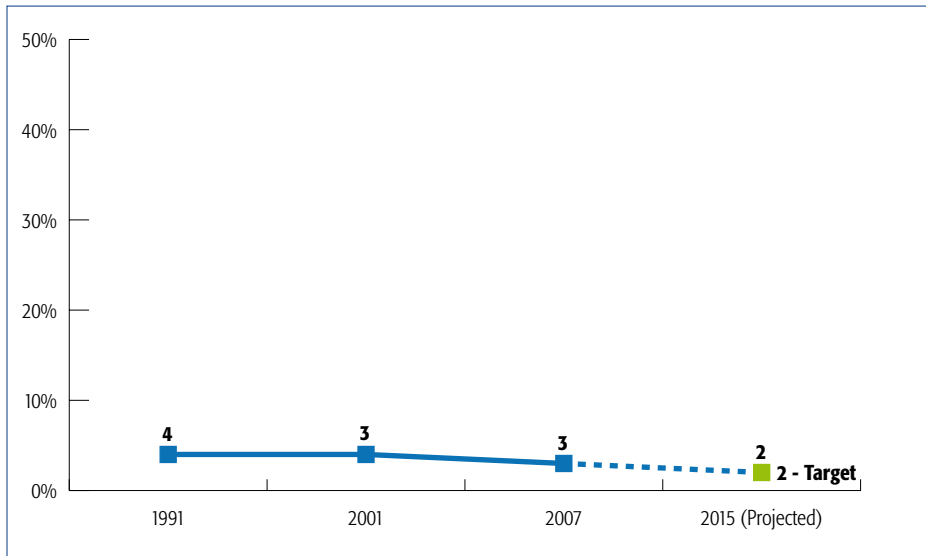
Almost all children of official primary school age are enrolled

Number of out of school children (2006) = **1,000**

Official age for children entering primary school (2006): **6 – 12 years old**
Percentage of total enrolment in private institutions (2006): **2%**

EFA Goal 4 Achieving a 50 per cent improvement in levels of adult literacy by 2015, especially for women, and equitable access to basic and continuing education for all adults.

Percentage of adults (15-64 years) without basic literacy skills

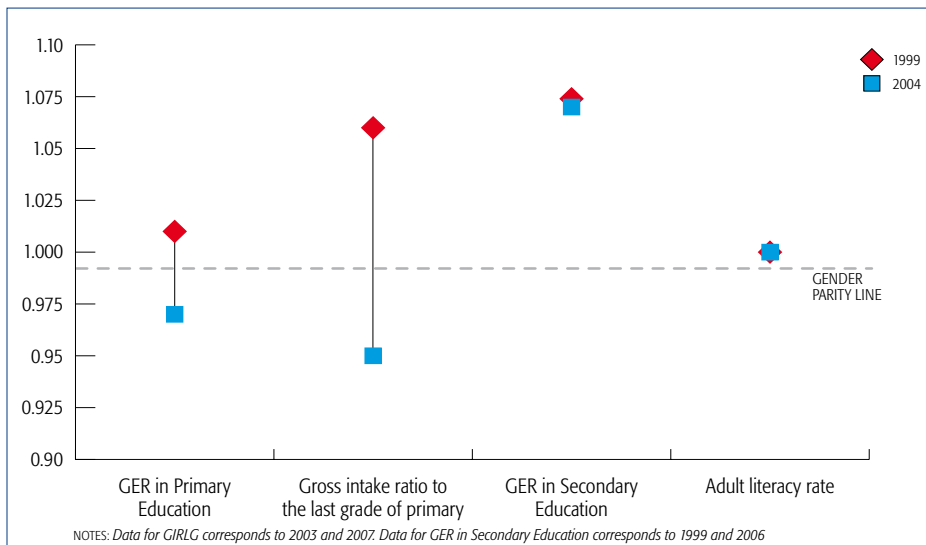


According to current projections, the projected percentage of adults without basic literacy skills by 2015 is **equal** to the estimated EFA target rate.

EFA Goal 5 Eliminating gender disparities in primary and secondary education by 2005, and achieving gender equality in education by 2015, with a focus on ensuring girls' full and equal access to and achievement in basic education of good quality.

MDG Goal 3 Promote gender equality and empower women - **Target 1** Eliminate gender disparity in primary and secondary education, preferably by 2005, and in all levels of education no later than 2015.

Gender Parity Indices (F/M) for Selected Indicators



Gender **parity** has been achieved in accessing primary education.

Gender **disparity** is to the disadvantage of **girls** in Gross Intake Ratio to the last grade of primary education.

Gender **disparity** is to the disadvantage of **boys** in accessing secondary education.

Gender **parity** has been achieved for those adults recorded as being literate.

EFA Goal 6 Improving all aspects of the quality of education and ensuring excellence of all so that recognised and measurable learning outcomes are achieved by all, especially in literacy, numeracy and essential life skills.

Proxy Indicators of the Quality of Formal Schooling	1999	2007
Percentage of young people (15-24 years) with basic literacy skills	98.0	98.0
School Life Expectancy (expected number of years of formal schooling from primary to tertiary education)	12.0	12.3*
Pupil/Teacher Ratio in Primary Education	24.3	14.5
Trained Primary- School teachers as % of total	66.7	65.9
Public current expenditure on primary education as % of GNP	-	3.5**

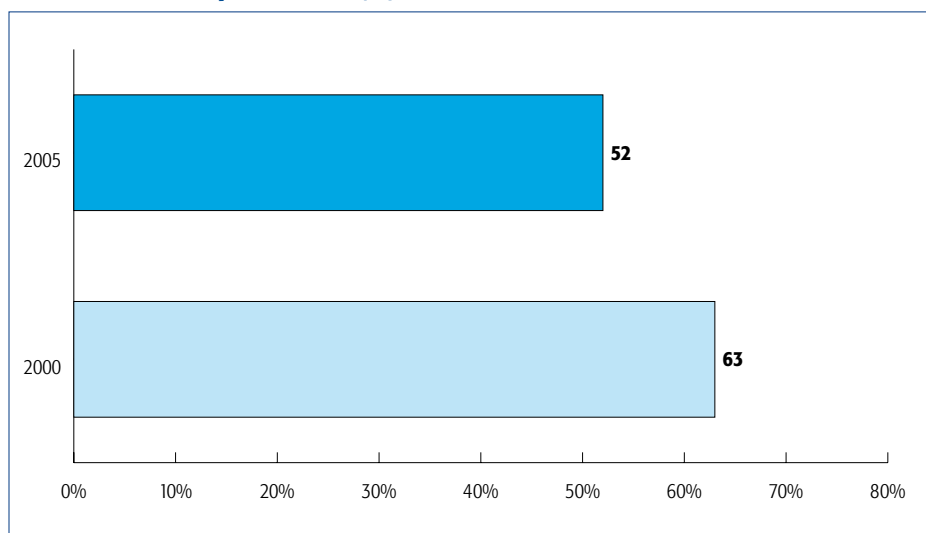
*School Live Expectancy corresponds to 2006. **Public current expenditure on primary education as % of GNP corresponds to 2005.

PAKISTAN

Total Population: 106.94 million (2006) of which 37.2% are under 15 years old (2005)

EFA Goal 1 Expanding and improving comprehensive early childhood care and education, especially for the most vulnerable and disadvantaged children.

GER in Pre Primary Education (%)



Age group (2006):
3-5 years old

Percentage of private provision = **No Data**

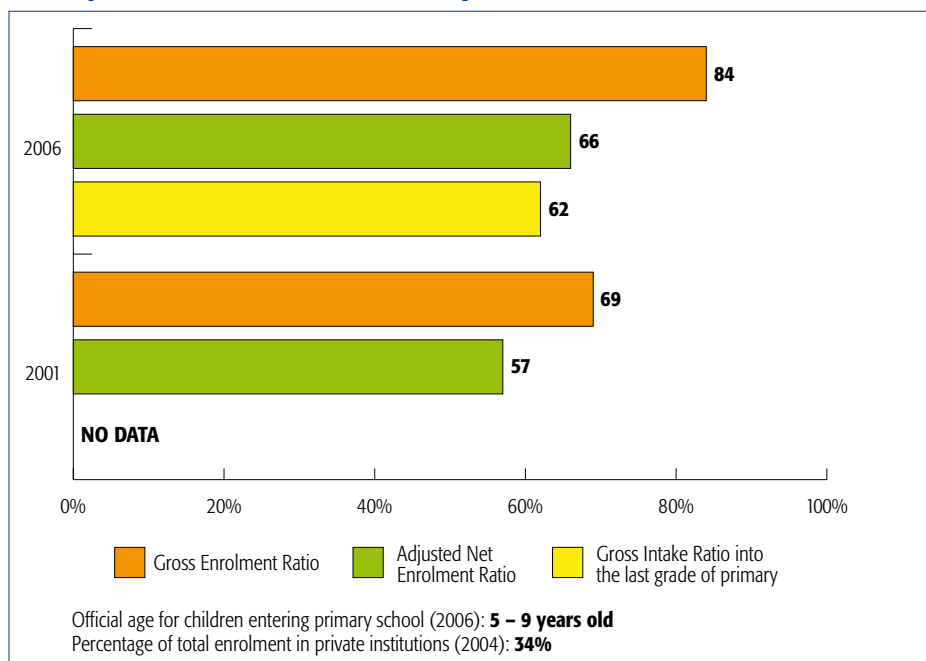
School life expectancy in Pre-primary (2005) = **1.0 years**

% of children under 5 years of age who are underweight (moderate or severe) = **38%**

EFA Goal 2 Ensuring that by 2015 all children, particularly girls, children in difficult circumstances and those belonging to ethnic minorities, have access to, and complete, free and compulsory primary education of good quality.

MDG Goal 2 Achieve UPE - **Target 3** Ensure that, by 2015, children everywhere, boys and girls alike, will be able to complete a full course of primary schooling.

Primary Education – Access and Participation



GER > 95%

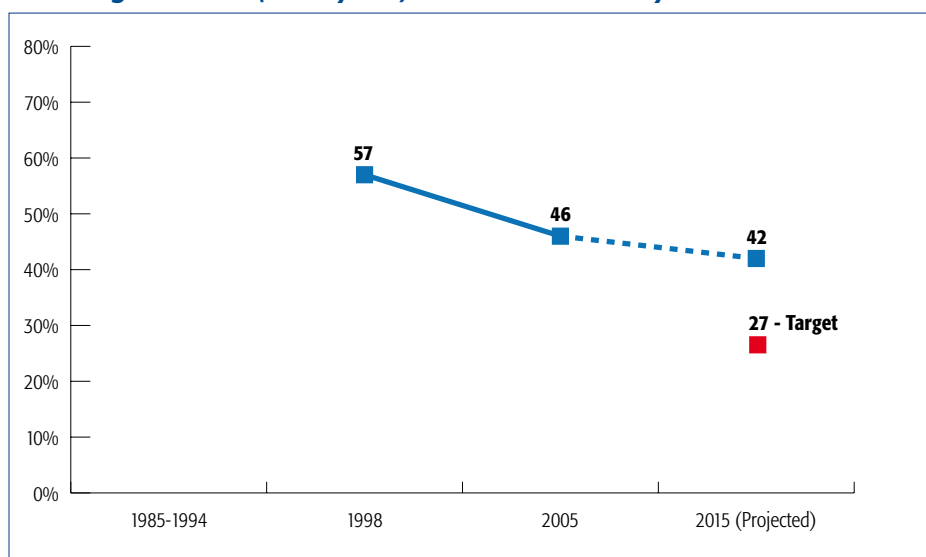
Two third of children of official primary school age are enrolled

Number of out of school children (2005) = **6,821,000**

Official age for children entering primary school (2006): **5 – 9 years old**
Percentage of total enrolment in private institutions (2004): **34%**

EFA Goal 4 Achieving a 50 per cent improvement in levels of adult literacy by 2015, especially for women, and equitable access to basic and continuing education for all adults.

Percentage of adults (15-64 years) without basic literacy skills

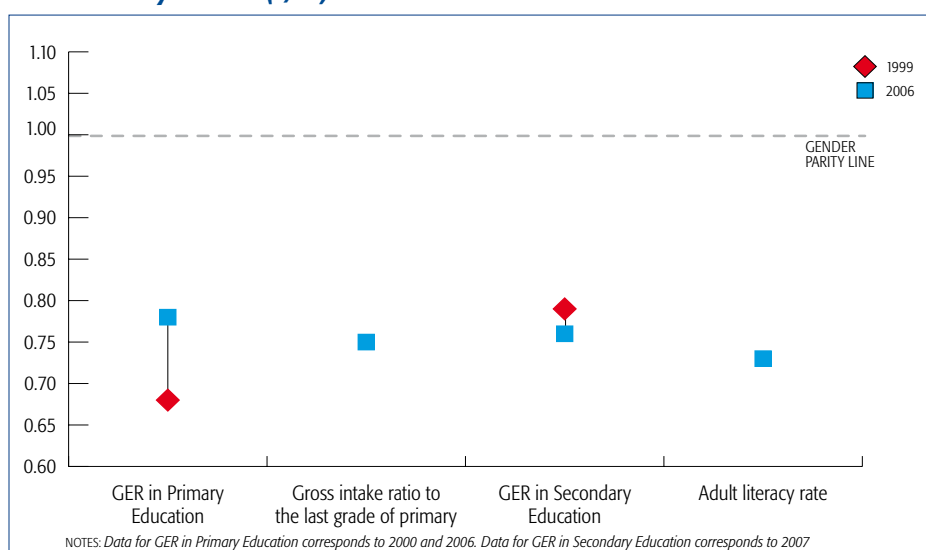


According to current projections, the projected percentage of adults without basic literacy skills by 2015 is **higher** than the estimated EFA target rate.

EFA Goal 5 Eliminating gender disparities in primary and secondary education by 2005, and achieving gender equality in education by 2015, with a focus on ensuring girls' full and equal access to and achievement in basic education of good quality.

MDG Goal 3 Promote gender equality and empower women - **Target 1** Eliminate gender disparity in primary and secondary education, preferably by 2005, and in all levels of education no later than 2015.

Gender Parity Indices (F/M) for Selected Indicators



Gender **disparity** is to the disadvantage of **girls** in accessing primary education.

Gender **disparity** is to the disadvantage of **girls** in Gross Intake Ratio to the last grade of primary education.

Gender **disparity** is to the disadvantage of **girls** in accessing secondary education.

Gender **disparities** for those adults recorded as being literate are to the disadvantage of **women**.

EFA Goal 6 Improving all aspects of the quality of education and ensuring excellence of all so that recognised and measurable learning outcomes are achieved by all, especially in literacy, numeracy and essential life skills.

Proxy Indicators of the Quality of Formal Schooling	1999	2005
Percentage of young people (15-24 years) with basic literacy skills	-	69.2
School Life Expectancy (expected number of years of formal schooling from primary to tertiary education)	-	6.5*
Pupil/Teacher Ratio in Primary Education	-	39.0
Trained Primary- School teachers as % of total	-	84.6
Public current expenditure on primary education as % of GNP	-	-

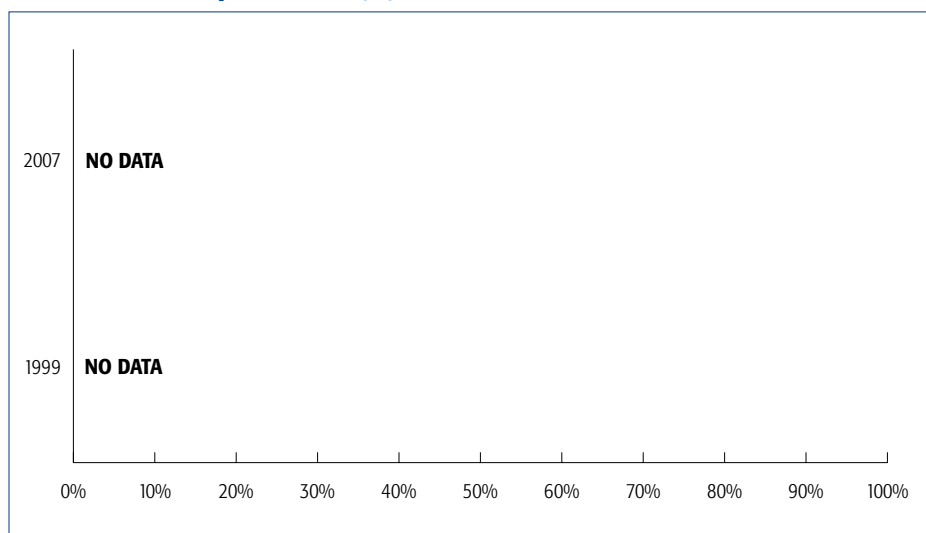
*School Life Expectancy corresponds to 2006.

SINGAPORE

Total Population: 4.33 million (2006) of which 19.5% are under 15 years old (2005)

EFA Goal 1 Expanding and improving comprehensive early childhood care and education, especially for the most vulnerable and disadvantaged children.

GER in Pre Primary Education (%)



Age group:

3-5 years old

Percentage of private provision = **No Data**

School life expectancy in Pre-primary = **No Data**

% of children under 5 years of age who are underweight (moderate or severe) = **3%**

EFA Goal 2 Ensuring that by 2015 all children, particularly girls, children in difficult circumstances and those belonging to ethnic minorities, have access to, and complete, free and compulsory primary education of good quality.

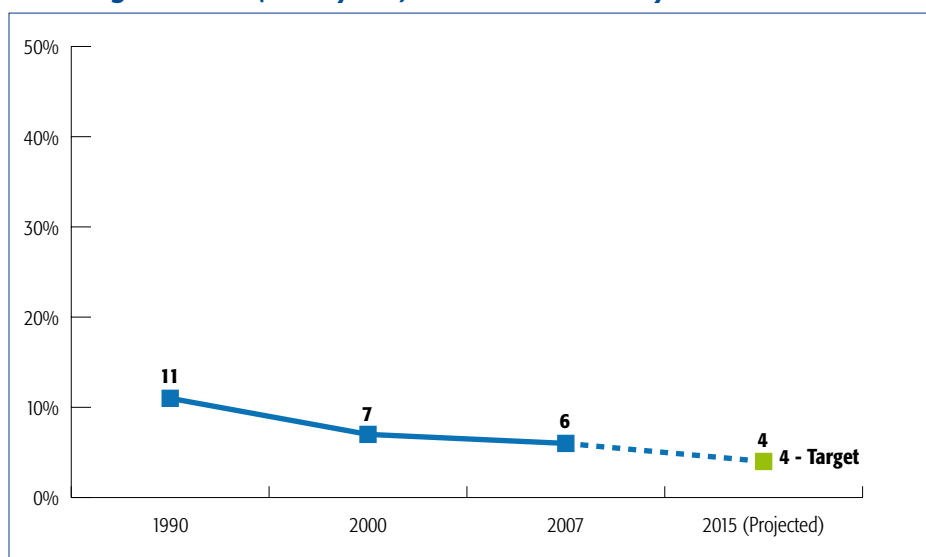
MDG Goal 2 Achieve UPE - **Target 3** Ensure that, by 2015, children everywhere, boys and girls alike, will be able to complete a full course of primary schooling.

Primary Education – Access and Participation

No internationally comparable data available.

EFA Goal 4 Achieving a 50 per cent improvement in levels of adult literacy by 2015, especially for women, and equitable access to basic and continuing education for all adults.

Percentage of adults (15-64 years) without basic literacy skills



According to current projections, the projected percentage of adults without basic literacy skills by 2015 is **equal** to the estimated EFA target rate.

EFA Goal 5 Eliminating gender disparities in primary and secondary education by 2005, and achieving gender equality in education by 2015, with a focus on ensuring girls' full and equal access to and achievement in basic education of good quality.

MDG Goal 3 Promote gender equality and empower women - **Target 1** Eliminate gender disparity in primary and secondary education, preferably by 2005, and in all levels of education no later than 2015.

Gender Parity Indices (F/M) for Selected Indicators

No internationally comparable data available.

EFA Goal 6 Improving all aspects of the quality of education and ensuring excellence of all so that recognised and measurable learning outcomes are achieved by all, especially in literacy, numeracy and essential life skills.

Proxy Indicators of the Quality of Formal Schooling	1999	2007
Percentage of young people (15-24 years) with basic literacy skills		
School Life Expectancy (expected number of years of formal schooling from primary to tertiary education)	-	-
Pupil/Teacher Ratio in Primary Education	-	20.4
Trained Primary- School teachers as % of total	-	96.1
Public current expenditure on primary education as % of GNP	-	0.6*

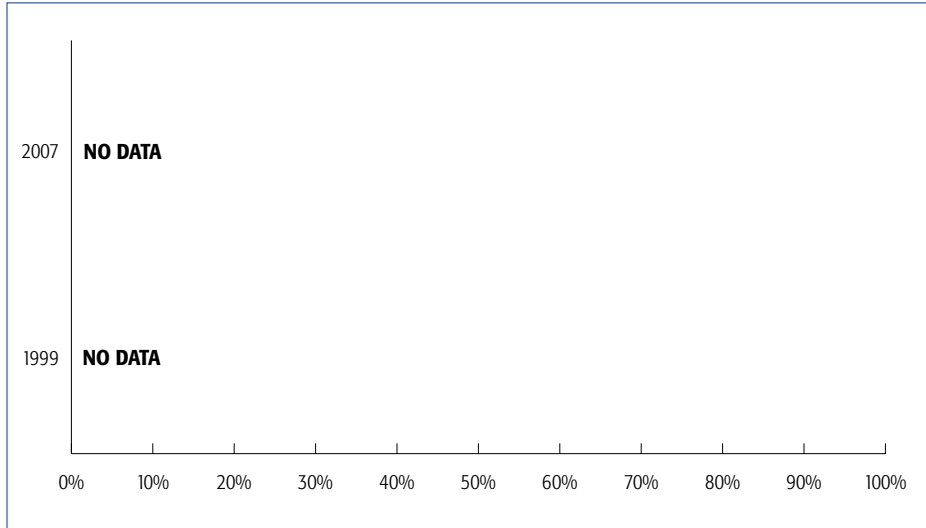
* Public current expenditure on primary education as % of GNP corresponds to 2008.

SRI LANKA

Total Population: 19.20 million (2006) of which 24.2% are under 15 years old (2005)

EFA Goal 1 Expanding and improving comprehensive early childhood care and education, especially for the most vulnerable and disadvantaged children.

GER in Pre Primary Education (%)



Age group (2007):
4 years old

Percentage of private provision (2005)
= No Data

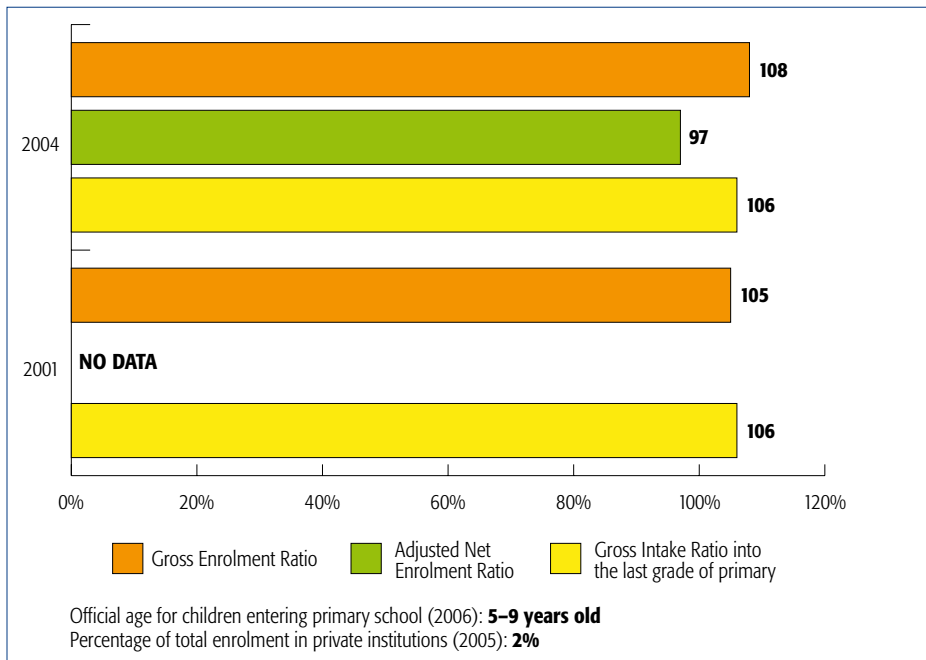
School life expectancy in Pre-primary (2005)
= No Data

% of children under 5 years of age who are underweight (moderate or severe) = **29%**

EFA Goal 2 Ensuring that by 2015 all children, particularly girls, children in difficult circumstances and those belonging to ethnic minorities, have access to, and complete, free and compulsory primary education of good quality.

MDG Goal 2 Achieve UPE - **Target 3** Ensure that, by 2015, children everywhere, boys and girls alike, will be able to complete a full course of primary schooling.

Primary Education – Access and Participation



GER > 95%

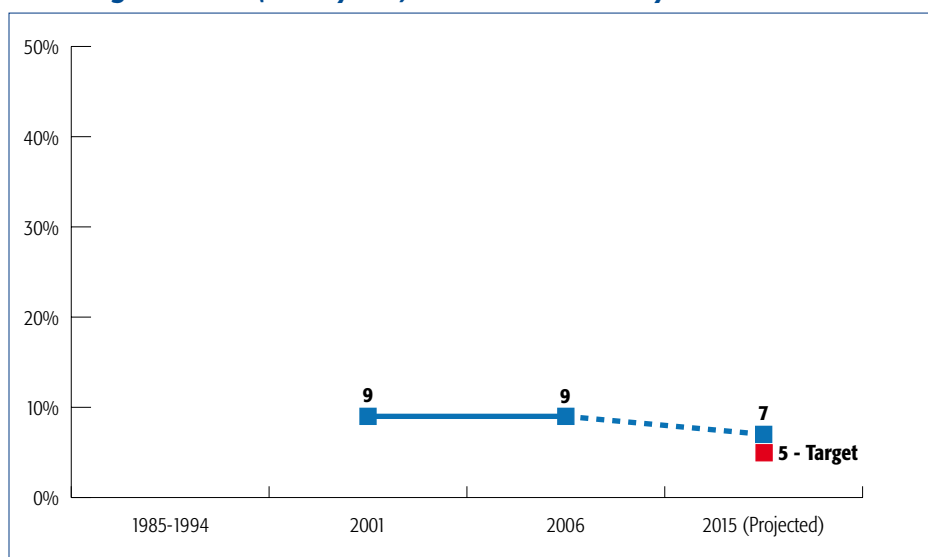
Almost all children of official primary school age are enrolled

Number of out of school children (2004)
= 51,400

Official age for children entering primary school (2006): **5–9 years old**
Percentage of total enrolment in private institutions (2005): **2%**

EFA Goal 4 Achieving a 50 per cent improvement in levels of adult literacy by 2015, especially for women, and equitable access to basic and continuing education for all adults.

Percentage of adults (15-64 years) without basic literacy skills

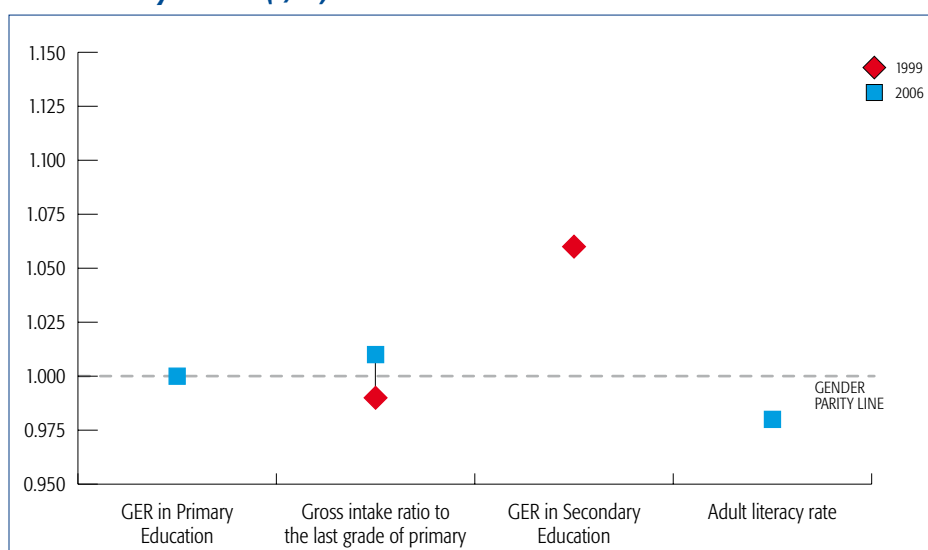


According to current projections, the projected percentage of adults without basic literacy skills by 2015 is **higher** than the estimated EFA target rate.

EFA Goal 5 Eliminating gender disparities in primary and secondary education by 2005, and achieving gender equality in education by 2015, with a focus on ensuring girls' full and equal access to and achievement in basic education of good quality.

MDG Goal 3 Promote gender equality and empower women - **Target 1** Eliminate gender disparity in primary and secondary education, preferably by 2005, and in all levels of education no later than 2015.

Gender Parity Indices (F/M) for Selected Indicators



Gender **parity** has been achieved in accessing primary education

Gender **parity** has been achieved in Gross Intake Ratio to the last grade of primary education.

Gender **disparity** was to the disadvantage of **boys** in accessing secondary education back in 1999.

Gender **parity** has been achieved for those adults recorded as being literate.

EFA Goal 6 Improving all aspects of the quality of education and ensuring excellence of all so that recognised and measurable learning outcomes are achieved by all, especially in literacy, numeracy and essential life skills.

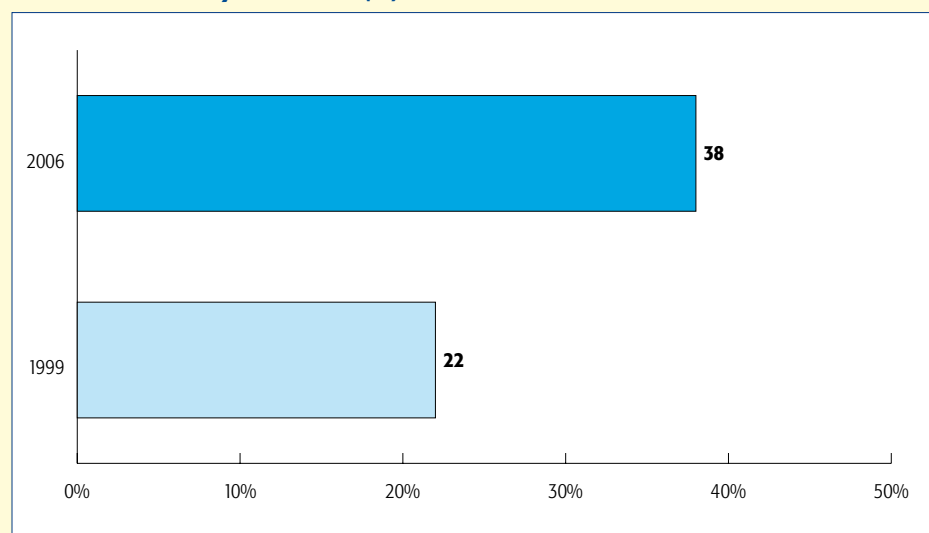
Proxy Indicators of the Quality of Formal Schooling	1999	2006
Percentage of young people (15-24 years) with basic literacy skills	95.9	97.5
School Life Expectancy (expected number of years of formal schooling from primary to tertiary education)	-	-
Pupil/Teacher Ratio in Primary Education	-	23.5
Trained Primary- School teachers as % of total	-	-
Public current expenditure on primary education as % of GNP	-	-

COMMONWEALTH ASIA OVERVIEW (8 countries)

Total Population: 2,249.86 million (2006) of which 31.6% are under 15 years old (2005)

EFA Goal 1 Expanding and improving comprehensive early childhood care and education, especially for the most vulnerable and disadvantaged children.

GER in Pre Primary Education (%)

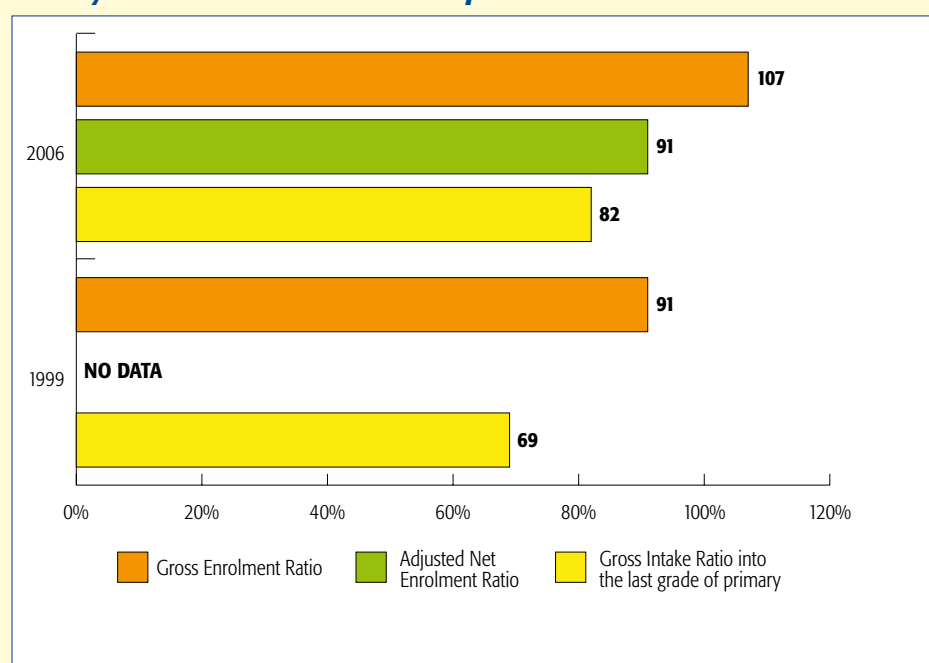


School life expectancy in Pre-primary (2006) = 1.0 year

EFA Goal 2 Ensuring that by 2015 all children, particularly girls, children in difficult circumstances and those belonging to ethnic minorities, have access to, and complete, free and compulsory primary education of good quality.

MDG Goal 2 Achieve UPE - **Target 3** Ensure that, by 2015, children everywhere, boys and girls alike, will be able to complete a full course of primary schooling.

Primary Education – Access and Participation



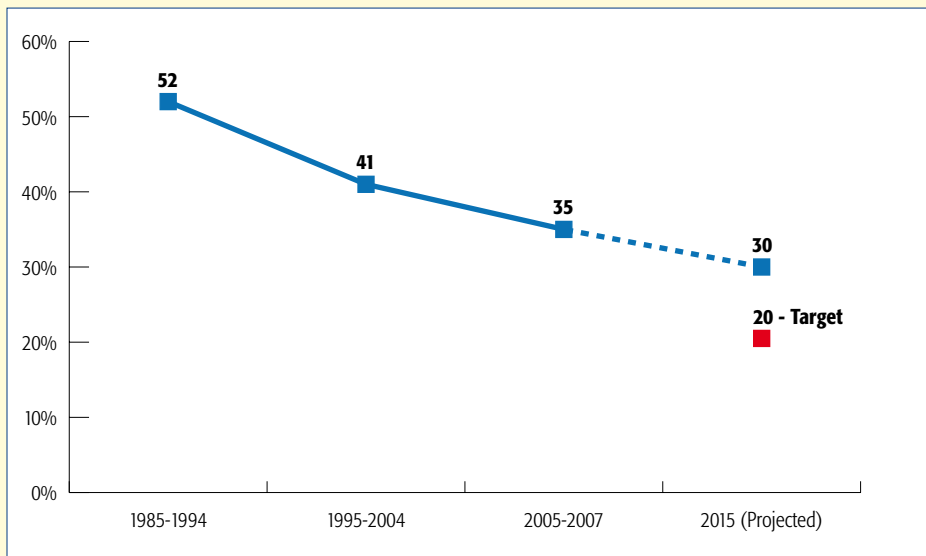
GER > 95%

More than 90% of children of official primary school age are enrolled

Number of out of school children (2006) = 15,403,000

EFA Goal 4 Achieving a 50 per cent improvement in levels of adult literacy by 2015, especially for women, and equitable access to basic and continuing education for all adults.

Percentage of adults (15-64 years) without basic literacy skills

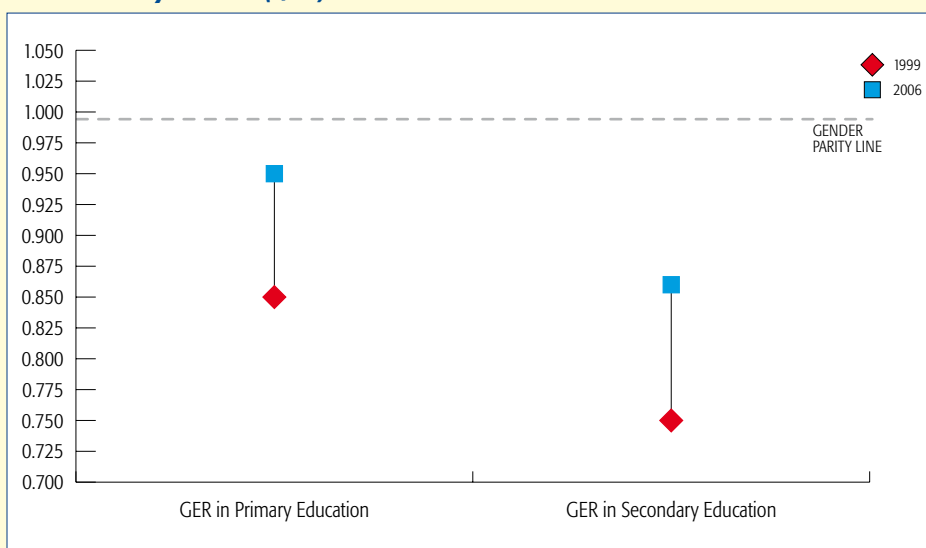


According to current projections, the projected percentage of adults without basic literacy skills by 2015 is **higher** than the estimated EFA target rate.

EFA Goal 5 Eliminating gender disparities in primary and secondary education by 2005, and achieving gender equality in education by 2015, with a focus on ensuring girls' full and equal access to and achievement in basic education of good quality.

MDG Goal 3 Promote gender equality and empower women - **Target 1** Eliminate gender disparity in primary and secondary education, preferably by 2005, and in all levels of education no later than 2015.

Gender Parity Indices (F/M) for Selected Indicators



Gender **disparity** is to the disadvantage of **girls** in accessing secondary education.

Gender **disparity** is to the disadvantage of **girls** in accessing secondary education.

EFA Goal 6 Improving all aspects of the quality of education and ensuring excellence of all so that recognised and measurable learning outcomes are achieved by all, especially in literacy, numeracy and essential life skills.

No regional averages available.

